DocuSign Envelope ID: B118113F-47F7-4FF6-8480-CD11D802B9DC

6/2/99

PROJECT REFERENCE NO.	SHEET NO.
B-4616	2A-1

WSP | PARSONS BRINCKERHOFF
434 Fayetteville Street Suite 1500
Raleigh, NC 27601 - 919.836.4040
www.wspgroup.com
LICENSE NO. F-0891

ROADWAY DESIGN ENGINEER
NORTH CAROLINA PROFESSIONAL SEAL 33290 ENGINEER RONYELL A. THIGPEN
DocuSigned by: Ronyell A. Thigpen 4/18/2017

PAVEMENT DESIGN ENGINEER
NORTH CAROLINA PROFESSIONAL SEAL 022896 ENGINEER CLARK S. MORRISON
DocuSigned by: Clark Morrison 4/19/2017

PAVEMENT SCHEDULE

FINAL PAVEMENT DESIGN

C1	PROP. APPROX. 3" ASPHALT CONCRETE SURFACE COURSE, TYPE S9.5B, AT AN AVERAGE RATE OF 168 LBS. PER SQ. YD. IN EACH OF TWO LAYERS.
C2	PROP. VAR. DEPTH ASPHALT CONCRETE SURFACE COURSE, TYPE S9.5B, AT AN AVERAGE RATE OF 112 LBS. PER SQ. YD. PER 1" DEPTH. TO BE PLACED IN LAYERS NOT NOT LESS THAN 1½" IN DEPTH OR GREATER THAN 2" IN DEPTH.
D1	PROP. APPROX. 2½" ASPHALT CONCRETE INTERMEDIATE COURSE, TYPE I19.0B, AT AN AVERAGE RATE OF 285 LBS. PER SQ. YD.
D2	PROP. VAR. DEPTH ASPHALT CONCRETE INTERMEDIATE COURSE, TYPE I19.0B, AT AN AVERAGE RATE OF 114 LBS. PER SQ. YD. PER 1" DEPTH, TO BE PLACED IN LAYERS NOT LESS THAN 2½" IN DEPTH OR GREATER THAN 4" IN DEPTH.
E1	PROP. APPROX. 4" ASPHALT CONCRETE BASE COURSE, TYPE B25.0B, AT AN AVERAGE RATE OF 456 LBS. PER SQ. YD.
E2	PROP. VAR. DEPTH ASPHALT CONCRETE BASE COURSE, TYPE B25.0B, AT AN AVERAGE RATE OF 114 LBS. PER SQ. YD. PER 1" DEPTH. TO BE PLACED IN LAYERS NOT LESS THAN 3" IN DEPTH OR GREATER THAN 5½" IN DEPTH.
J1	PROPOSED 6" AGGREGATE BASE COURSE
J2	PROPOSED 8" AGGREGATE BASE COURSE
P	PRIME COAT AT THE RATE OF .35 GAL. PER SQ.YD.
R1	SHOULDER BERM GUTTER
T	EARTH MATERIAL
U	EXISTING PAVEMENT
V	MILLING ASPHALT PAVEMENT, 0" TO 3"
W	VARIABLE DEPTH ASPHALT PAVEMENT (SEE STANDARD WEDGING DETAIL)

NOTE: PAVEMENT EDGE SLOPES ARE 1:1 UNLESS SHOWN OTHERWISE

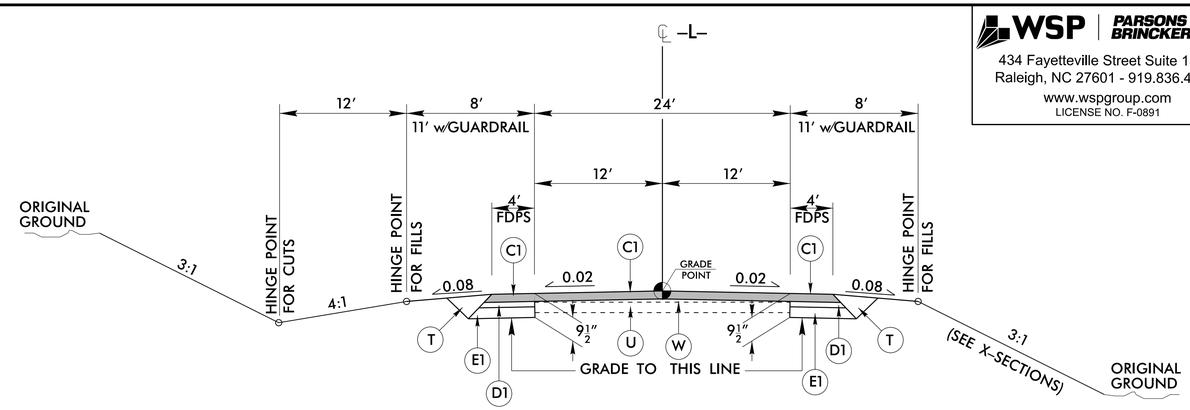

TYPICAL SECTION NO. 1

-L- STA. 17+00.00 TO -L- STA. 19+50.00
-L- STA. 44+50.00 TO -L- STA. 46+00.00

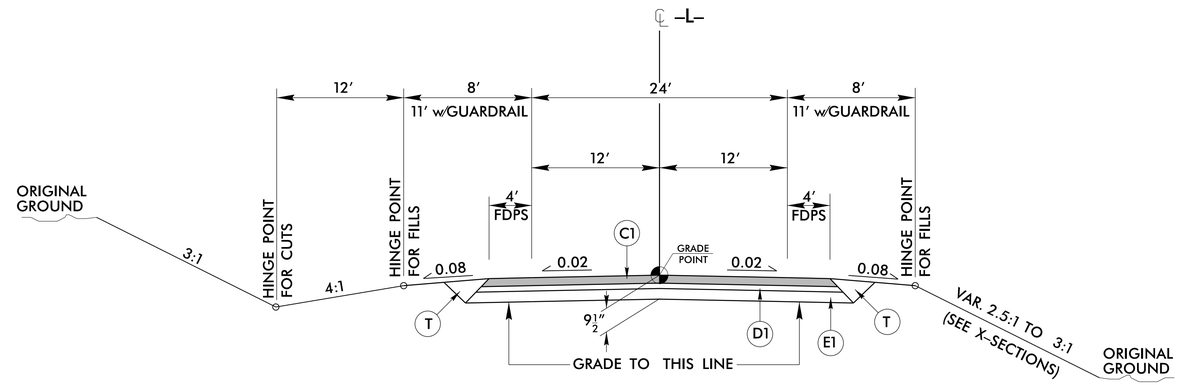

TYPICAL SECTION NO. 2

-L- STA. 19+50.00 TO -L- STA. 31+06.09 (BEGIN BRIDGE)
-L- STA. 32+18.51 (END BRIDGE) TO -L- STA. 44+50.00

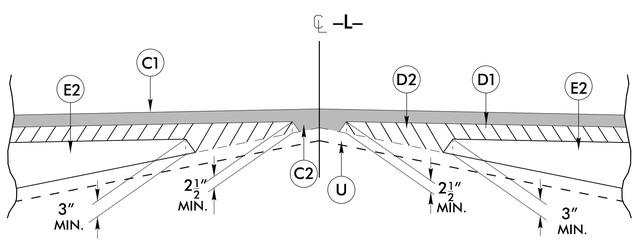

DETAIL SHOWING METHOD OF WEDGING FOR -L-

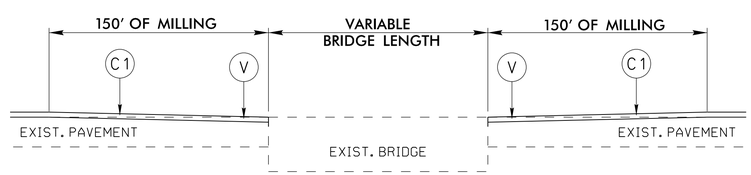

SR 1318 (-Y3-)

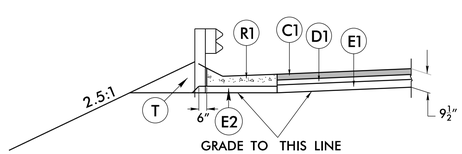

DETAIL SHOWING SHOULDER BERM GUTTER (SBG) ON TOP OF SUBGRADE

-L- STA. 23+80.88 TO -L- STA. 30+78.29 (BEGIN APPROACH SLAB) (LT)
-L- STA. 23+79.17 TO -L- STA. 30+85.62 (BEGIN APPROACH SLAB) (RT)
-L- STA. 32+38.99 (END APPROACH SLAB) TO -L- STA. 40+07.94 (LT)
-L- STA. 32+46.31 (END APPROACH SLAB) TO -L- STA. 40+16.51 (RT)

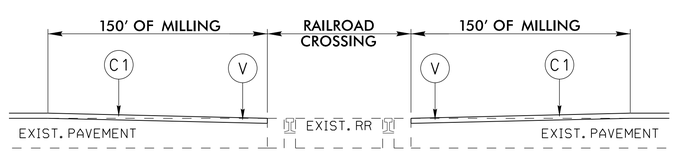

SR 1507 (-Y4-)

4/14/2017
R:\Roadway\Proj\b4616_rdy_typ.dgn
wbtseb