



PROJECT REFERENCE NO.	SHEET NO.
U-3621A	UC-08
DESIGNED BY: GJB	
DRAWN BY: GJB	
CHECKED BY: KCZ	
APPROVED BY: KCZ	
REVISED:	2/22/2017
NORTH CAROLINA DEPARTMENT OF TRANSPORTATION	UTILITY CONSTRUCTION PLANS ONLY
UTILITIES ENGINEERING SEC. PHONE: (919) 707-6690 FAX: (919) 250-4151	

UTILITY CONSTRUCTION

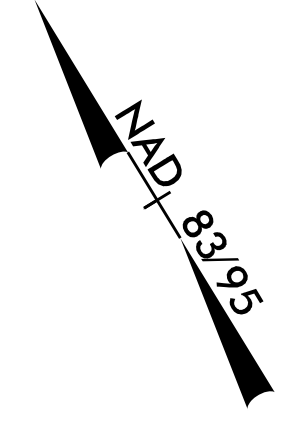
DOCUMENT NOT CONSIDERED FINAL UNLESS ALL SIGNATURES COMPLETED

 **M A Engineering Consultants, Inc.**
 NC License: F-0160
 598 East Chatham Street, Suite 137, Cary, NC 27511
 Phone: 919.297.0220 Fax: 919.297.0221

THE ESTIMATED QUANTITY OF DUCTILE IRON WATER PIPE FITTINGS ON THIS PLAN SHEET IS 230 POUNDS. THE ACTUAL QUANTITY AND TYPE OF FITTINGS WILL VARY BASED ON FIELD CONDITIONS.

NOTE:
 1. REMOVE EXISTING HYDRANT VALVE AND INSTALL PLUG AT EXISTING TEE.

UTILITY OWNERS ON THIS PROJECT:
 CITY OF ROCKY MOUNT
 WATER LINES: 6", 8", 16"
 SANITARY SEWER: 8"
 CONTACT: DONALD M. PERRY, PE
 PHONE: (252) 972-1122



END TIP PROJECT U-3621A
 -L- POT STA. 83+63.00 = TIP PROJECT U-3621B
 -L- POT STA. 16+41.52

REMOVE FIRE HYDRANT - 1 EACH
 FIRE HYDRANT - 1 EACH
 SEE NOTE 1.
 6" TAPPING VALVE - 1 EACH

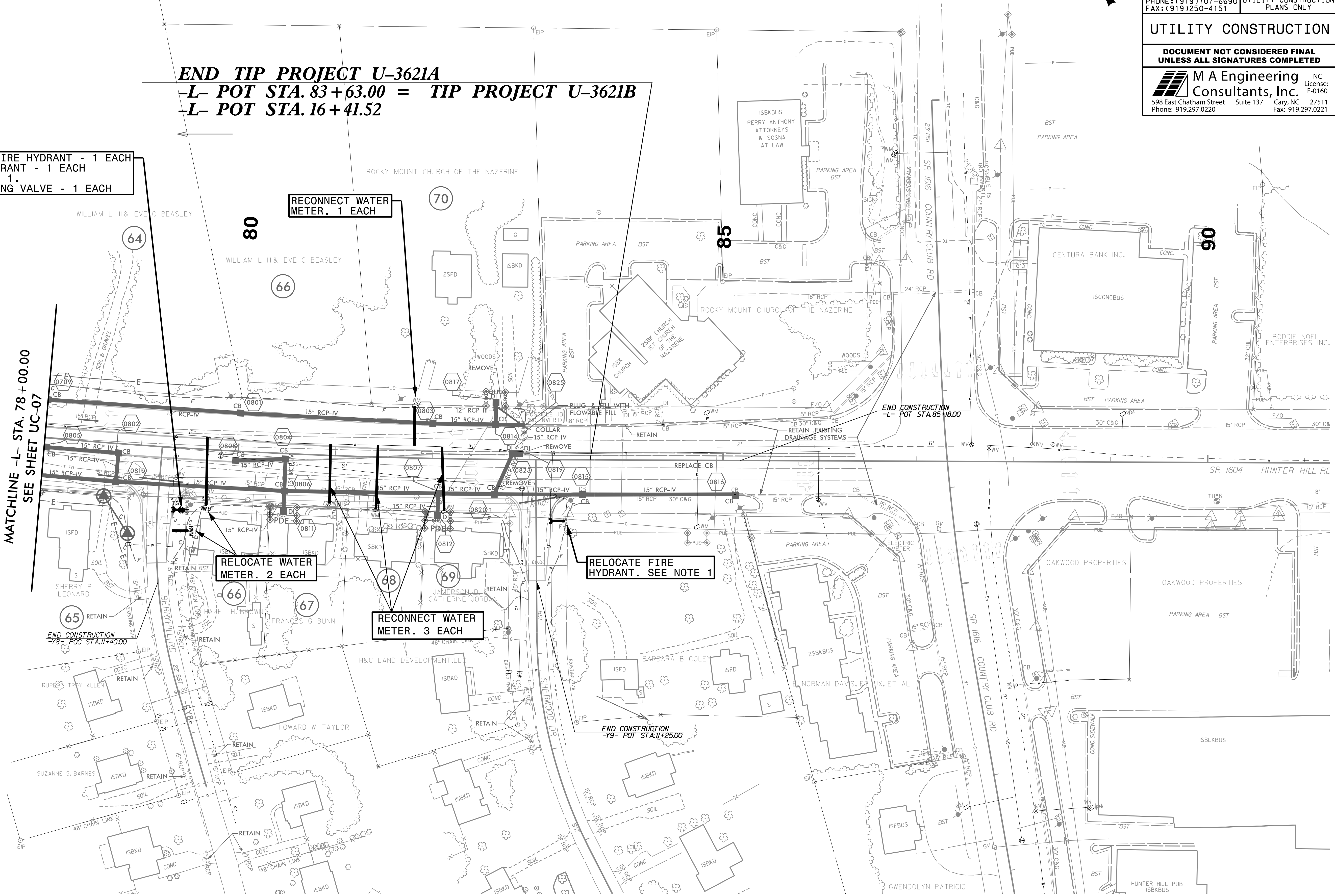
RECONNECT WATER METER. 1 EACH

RELOCATE WATER METER. 2 EACH

RECONNECT WATER METER. 3 EACH

RELOCATE FIRE HYDRANT. SEE NOTE 1

MATCHLINE -L- STA. 78+00.00
 SEE SHEET UC-07



5/14/99
 1
 2
 3
 4
 5
 6
 7
 8
 9
 10
 11
 12
 13
 14
 15
 16
 17
 18
 19
 20
 21
 22
 23
 24
 25
 26
 27
 28
 29
 30
 31
 32
 33
 34
 35
 36
 37
 38
 39
 40
 41
 42
 43
 44
 45
 46
 47
 48
 49
 50
 51
 52
 53
 54
 55
 56
 57
 58
 59
 60
 61
 62
 63
 64
 65
 66
 67
 68
 69
 70
 71
 72
 73
 74
 75
 76
 77
 78
 79
 80
 81
 82
 83
 84
 85
 86
 87
 88
 89
 90
 91
 92
 93
 94
 95
 96
 97
 98
 99
 100