

**This electronic collection of documents is provided
for the convenience of the user
and is Not a Certified Document –**

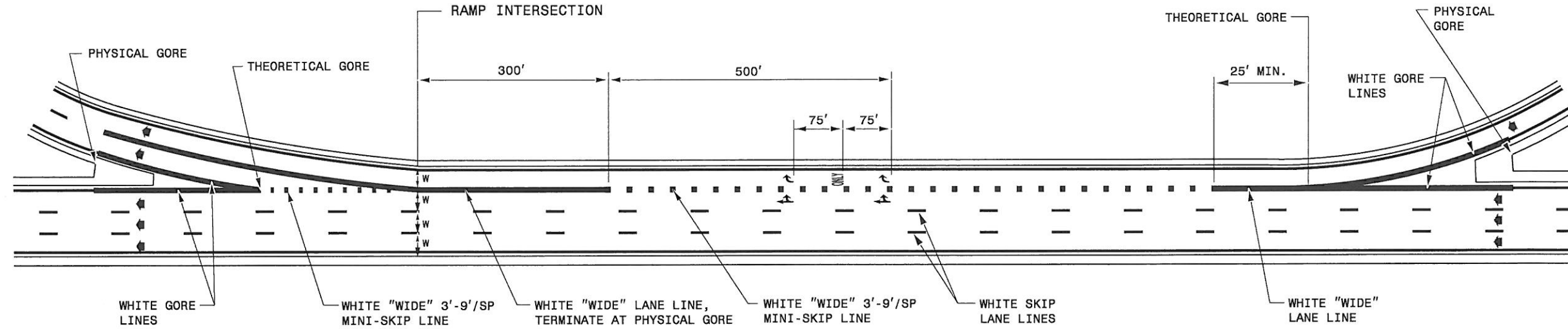
**The documents contained herein were originally issued
and sealed by the individuals whose names and license
numbers appear on each page, on the dates appearing
with their signature on that page.**

**This file or an individual page
shall not be considered a certified document.**

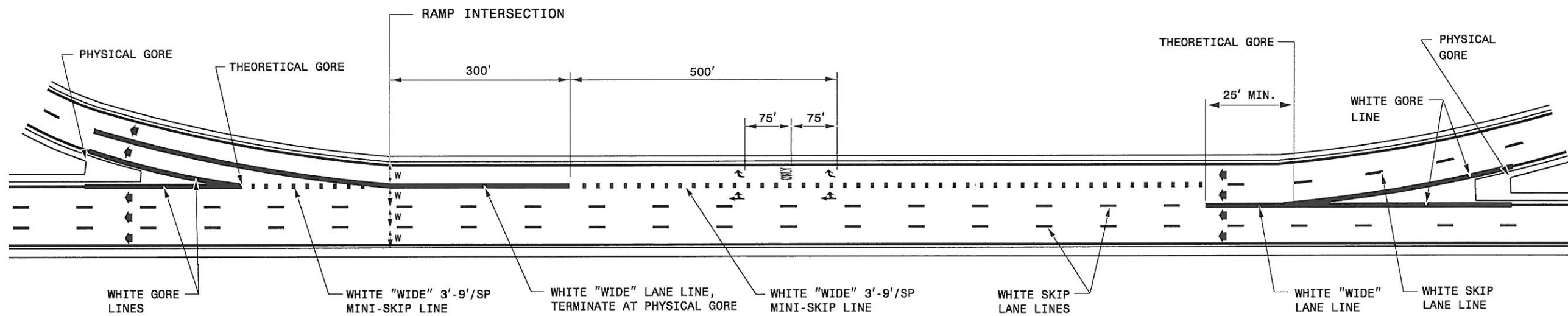
STATE OF NORTH CAROLINA
DEPT. OF TRANSPORTATION
DIVISION OF HIGHWAYS
RALEIGH, N.C.

STATE OF NORTH CAROLINA
DEPT. OF TRANSPORTATION
DIVISION OF HIGHWAYS
RALEIGH, N.C.

AUXILIARY LANE WITH MULTI-LANE EXIT RAMP, 2 MILES OR LESS BETWEEN RAMPS



AUXILIARY LANE WITH MULTI-LANE ENTRANCE RAMP AND EXIT RAMP, 2 MILES OR LESS BETWEEN RAMPS



GENERAL NOTES:

- 1- USE THE GUIDANCE SHOWN ON THE FOLLOWING DETAILS IN CONJUNCTION WITH THE EXIT RAMP GUIDANCE SHOWN ON ROADWAY STANDARD DRAWING 1205.03.
- 2- LANE LINES INDICATED AS "WIDE" SHALL BE AT LEAST TWICE THE WIDTH OF THE NORMAL LINE.
- 3- GORE LINES SHALL BE TWICE THE WIDTH OF THE NORMAL LINE.

LEGEND	
W	= WIDTH OF TRAVEL LANE
←	DIRECTION OF TRAFFIC FLOW
↪	DIRECTION OF TRAFFIC FLOW
↻ ONLY	PAVEMENT MARKING SYMBOLS & CHARACTERS

ENGLISH DETAIL DRAWING FOR
PAVEMENT MARKINGS
LANE DROPS
MISCELLANEOUS TYPICAL

ENGLISH DETAIL DRAWING FOR
PAVEMENT MARKINGS
LANE DROPS
MISCELLANEOUS TYPICAL

7-16

7-16

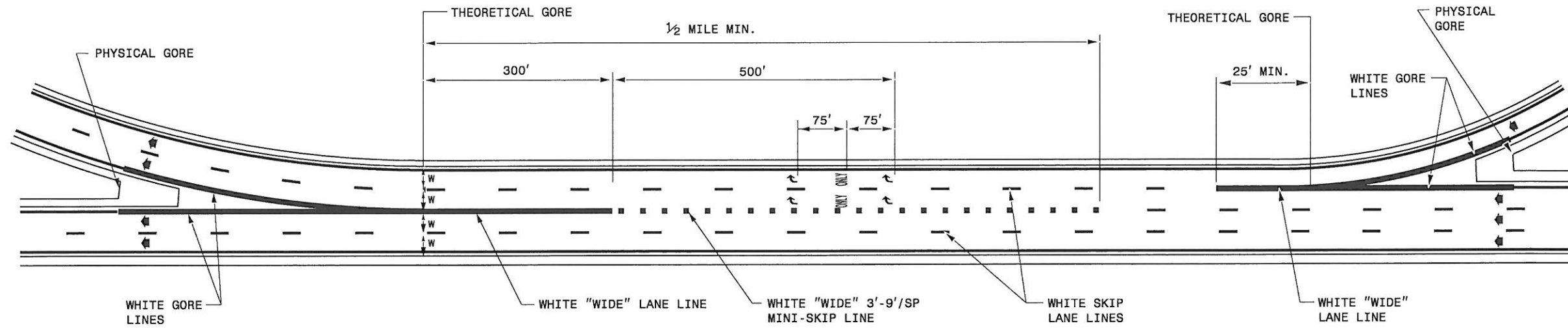
STATE OF NORTH CAROLINA
DEPT. OF TRANSPORTATION
DIVISION OF HIGHWAYS
RALEIGH, N.C.

7-16

STATE OF NORTH CAROLINA
DEPT. OF TRANSPORTATION
DIVISION OF HIGHWAYS
RALEIGH, N.C.

7-16

LANE DROP ADJACENT TO AUXILIARY LANE



ENGLISH DETAIL DRAWING FOR
PAVEMENT MARKINGS
LANE DROPS
MISCELLANEOUS TYPICAL

ENGLISH DETAIL DRAWING FOR
PAVEMENT MARKINGS
LANE DROPS
MISCELLANEOUS TYPICAL

GENERAL NOTES:

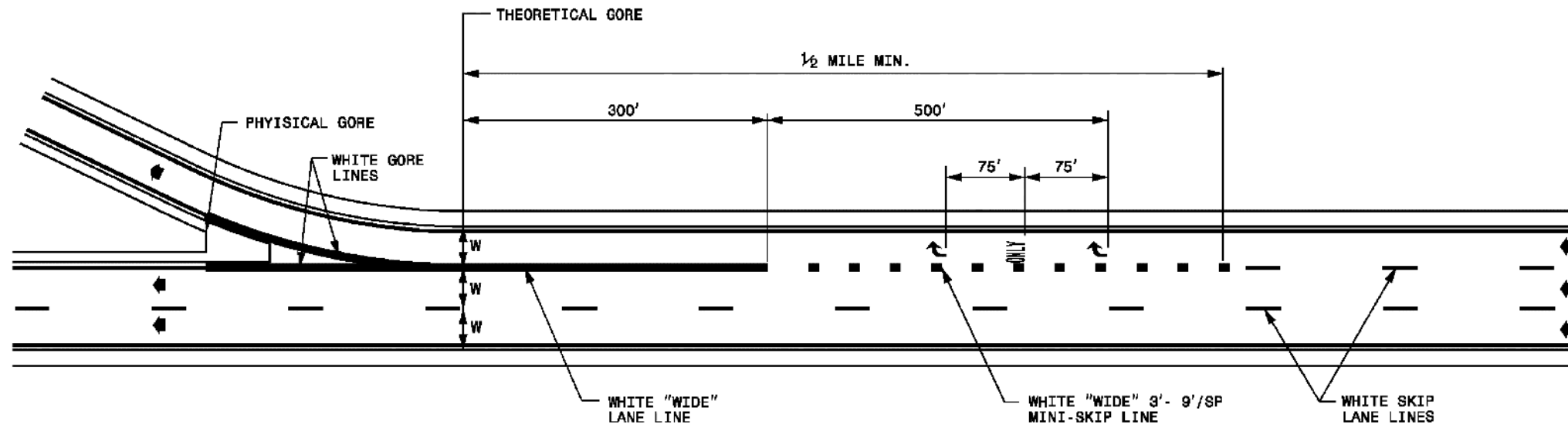
- 1- USE THE GUIDANCE SHOWN ON THE FOLLOWING DETAILS IN CONJUNCTION WITH THE EXIT RAMP GUIDANCE SHOWN ON ROADWAY STANDARD DRAWING 1205.03.
- 2- LANE LINES INDICATED AS "WIDE" SHALL BE AT LEAST TWICE THE WIDTH OF THE NORMAL LINE.
- 3- GORE LINES SHALL BE TWICE THE WIDTH OF THE NORMAL LINE.

LEGEND	
W	= WIDTH OF TRAVEL LANE
↔	DIRECTION OF TRAFFIC FLOW
↶ ONLY	PAVEMENT MARKING SYMBOLS & CHARACTERS

STATE OF NORTH CAROLINA
DEPT. OF TRANSPORTATION
DIVISION OF HIGHWAYS
RALEIGH, N.C.

1-12

LANE DROP AT A SINGLE LANE EXIT RAMP

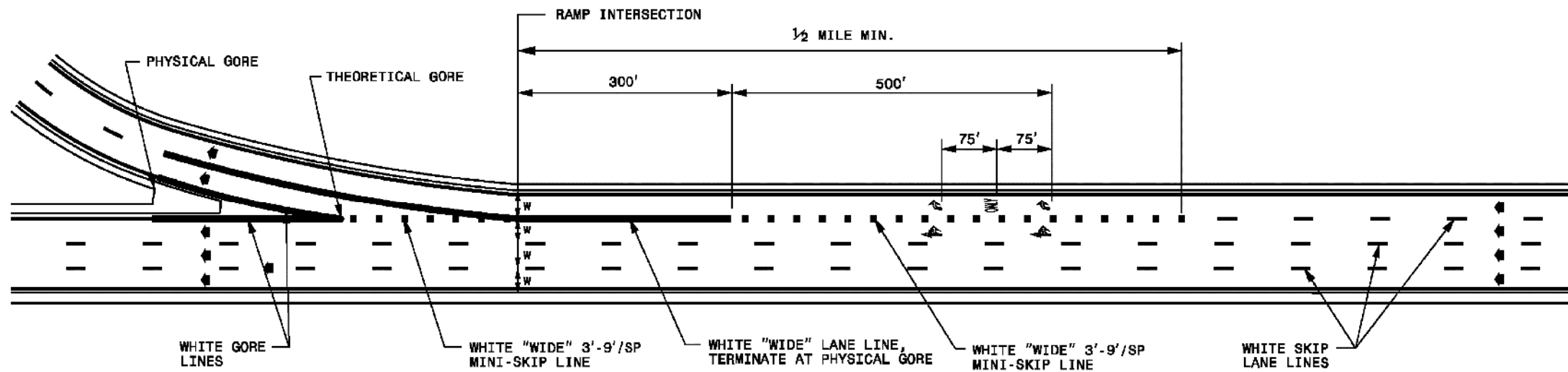


STATE OF NORTH CAROLINA
DEPT. OF TRANSPORTATION
DIVISION OF HIGHWAYS
RALEIGH, N.C.

1-12

ENGLISH STANDARD DRAWING FOR
PAVEMENT MARKINGS
LANE DROPS

LANE DROP AT A MULTI-LANE EXIT RAMP



ENGLISH STANDARD DRAWING FOR
PAVEMENT MARKINGS
LANE DROPS

GENERAL NOTES:

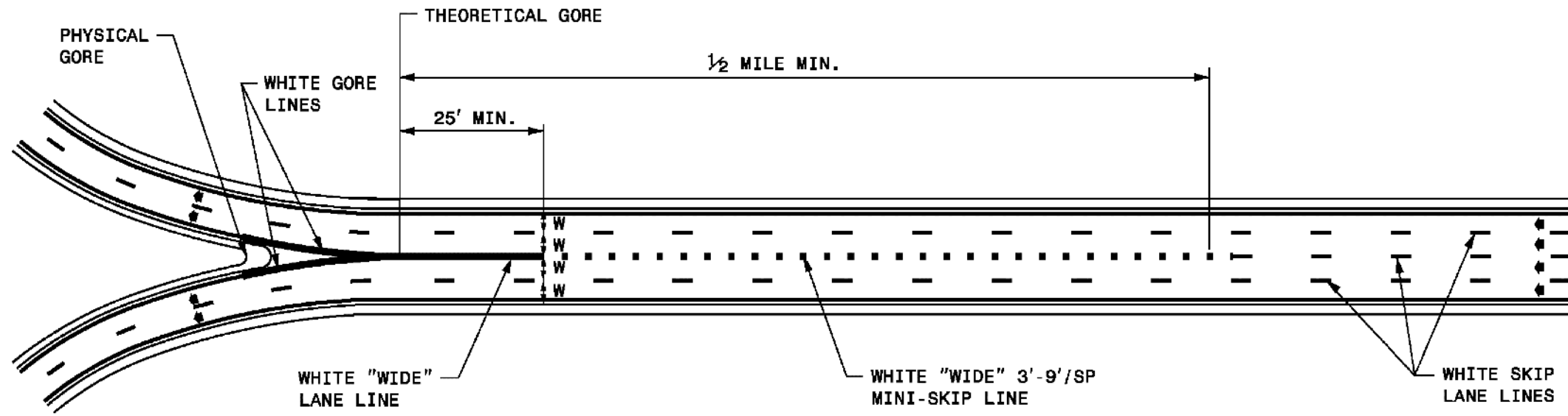
- 1- USE THE GUIDANCE SHOWN ON THE FOLLOWING DETAILS IN CONJUNCTION WITH THE EXIT RAMP GUIDANCE SHOWN ON ROADWAY STANDARD DRAWING 1205.03.
- 2- LANE LINES INDICATED AS "WIDE" SHALL BE AT LEAST TWICE THE WIDTH OF THE NORMAL LINE.
- 3- GORE LINES SHALL BE TWICE THE WIDTH OF THE NORMAL LINE.

LEGEND	
W	= WIDTH OF TRAVEL LANE
➔	DIRECTION OF TRAFFIC FLOW
↶ ONLY	PAVEMENT MARKING SYMBOLS & CHARACTERS

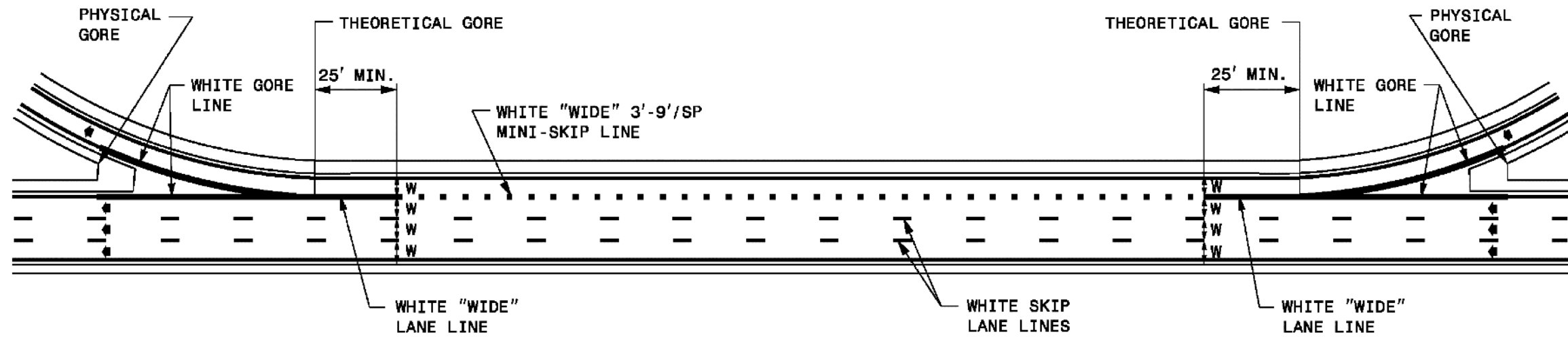
STATE OF NORTH CAROLINA
DEPT. OF TRANSPORTATION
DIVISION OF HIGHWAYS
RALEIGH, N.C.

STATE OF NORTH CAROLINA
DEPT. OF TRANSPORTATION
DIVISION OF HIGHWAYS
RALEIGH, N.C.

ROUTE SPLIT WITH DEDICATED LANES



AUXILIARY LANE 2 MILES OR LESS IN LENGTH BETWEEN RAMPS



GENERAL NOTES:

1. USE THE GUIDANCE SHOWN ON THE FOLLOWING DETAILS IN CONJUNCTION WITH THE EXIT RAMP GUIDANCE SHOWN ON ROADWAY STANDARD DRAWING 1205.03.
2. LANE LINES INDICATED AS "WIDE" SHALL BE AT LEAST TWICE THE WIDTH OF THE NORMAL LINE.
3. GORE LINES SHALL BE TWICE THE WIDTH OF THE NORMAL LINE.

LEGEND	
W	= WIDTH OF TRAVEL LANE
◆	DIRECTION OF TRAFFIC FLOW
↶ ONLY	PAVEMENT MARKING SYMBOLS & CHARACTERS

ENGLISH STANDARD DRAWING FOR
PAVEMENT MARKINGS
LANE DROPS

ENGLISH STANDARD DRAWING FOR
PAVEMENT MARKINGS
LANE DROPS