

**This electronic collection of documents is provided  
for the convenience of the user  
and is Not a Certified Document –**

**The documents contained herein were originally issued  
and sealed by the individuals whose names and license  
numbers appear on each page, on the dates appearing  
with their signature on that page.**

**This file or an individual page  
shall not be considered a certified document.**

**CONTRACT NO.: C203831 T.I.P.: U-3633**

**STATE OF NORTH CAROLINA  
 DEPARTMENT OF TRANSPORTATION**

**SIGNING PLAN  
 GASTON COUNTY**

**LOCATION: MOUNT HOLLY - NC 273 (S MAIN ST) FROM TUCKASEEGE RD  
 AT BEATTY DR TO HIGHLAND ST AT A&E DR**

TIP NO. U-3633	SHEET NO. SIGN-1
APPROVED:	
DATE: 4/13/2017	
<b>DOCUMENT NOT CONSIDERED FINAL                  UNLESS ALL SIGNATURES COMPLETED</b>	

**ROADWAY STANDARD DRAWINGS**

THE FOLLOWING ROADWAY STANDARDS AS APPEAR IN "ROADWAY STANDARD DRAWINGS" - PROJECT SERVICES UNIT - N.C. DEPARTMENT OF TRANSPORTATION - RALEIGH, N.C., DATED JANUARY 2012 ARE APPLICABLE TO THIS PROJECT AND BY REFERENCE HEREBY ARE CONSIDERED A PART OF THESE PLANS:

STD. NO.	TITLE
904.10	ORIENTATION OF GROUND MOUNTED SIGNS
904.50	MOUNTING OF TYPE 'D', 'E' AND 'F' SIGNS ON 'U' CHANNEL POSTS
1264.01	OBJECT MARKERS - TYPES
1264.02	OBJECT MARKERS - INSTALLATION

**GENERAL NOTES**

- . SIGNS FURNISHED BY STATE.
- . CONFIRM IN WRITING AT LEAST 4 MONTHS IN ADVANCE, THE ACTUAL DATE THE DEPARTMENT FURNISHED SIGNS WILL BE REQUIRED.
- . ALL TYPE 'D' SIGNS SHALL BE MOUNTED ON TWO U-CHANNEL POSTS UNLESS OTHERWISE INDICATED ON THE PLANS.
- . IF REMOVAL OR RELOCATION OF SIGNS ON PRIVATE STREET (NON-STATE MAINTAINED) IS REQUIRED DUE TO CONSTRUCTION, THE CONTRACTOR SHALL INFORM THE ENGINEER. THE WORK WILL BE COMPLETED BY OTHERS.
- . WHEN NOT STATIONED OR DIMENSIONED ON PLANS, ALL 'E' AND 'F' SIGNS SHALL BE FIELD LOCATED BY THE ENGINEER.
- . ALL EXISTING SIGNS ON "U" CHANNEL POST WITHIN THE PROJECT LIMITS SHALL BE REMOVED AND DISPOSED OF UNLESS OTHERWISE NOTED ON PLANS.
- . WHEN EXISTING SIGNS ARE REMOVED AND INSTALLED ON NEW SUPPORTS, THE RE-ERECTION SHALL IMMEDIATELY FOLLOW THE REMOVAL.
- . THE BACKGROUND FOR TYPE E & F SIGNS SHALL BE TYPE C REFLECTIVE SHEETING.
- . SEE ROADWAY PLANS FOR GUARD/GUIDE RAIL DETAILS.

**SUMMARY OF QUANTITIES**

ITEM NO.			QUANTITY	UNIT
DESC. NO.	SECT. NO.	ITEM DESCRIPTION		
4072000000	903	SUPPORTS, 3-LB STEEL U-CHANNEL.....	2985	L.F.
4096000000	904	SIGN ERECTION, TYPE D.....	4	EA.
4102000000	904	SIGN ERECTION, TYPE E.....	158	EA.
4108000000	904	SIGN ERECTION, TYPE F.....	27	EA.
4116100000	904	SIGN ERECTION, RELOCATE, TYPE B.....	2	EA.
4116100000	904	SIGN ERECTION, RELOCATE, TYPE E.....	2	EA.
4155000000	907	DISPOSAL OF SIGN SYSTEM, U-CHANNEL.....	76	EA.
4192000000	907	DISPOSAL OF SUPPORT, U-CHANNEL.....	2	EA.
4915000000	1264	7' U-CHANNEL POSTS.....	6	EA.
4955000000	1264	OBJECT MARKERS (END OF ROAD).....	6	EA.
4370000000	SP	DISPOSAL OF FLASHER SYSTEM.....	1	L.S.

**INDEX**

SHEET NO.	DESCRIPTION
SIGN-1	TITLE SHEET
SIGN-2	TYPE 'D' SIGNS
SIGN-3	TYPE 'E' SIGNS
SIGN-3A	TYPE 'F' SIGNS
SIGN-4-11	SIGNING PLAN SHEETS

**PLAN REVIEWED BY: N.C.D.O.T. SIGNING AND DELINEATION UNIT**

**KELVIN JORDAN** SIGNING & DELINEATION REGIONAL ENGINEER  
**DERRICK BEARD** SIGNING & DELINEATION PROJECT DESIGN ENGINEER




**PLAN PREPARED BY:**

**BETSY L. WATSON, P.E.** TRAFFIC ENGINEER  
**ROSI R. HENNEIN** TRANSPORTATION DESIGNER






APPROVED: *Betsy L. Watson*  
DATE: 4/13/2017



DOCUMENT NOT CONSIDERED FINAL  
UNLESS ALL SIGNATURES COMPLETED




401 QUANTITY REQ'D 1



30 X 36  
R2-1

ONE "U" POST PER SIGN


406 QUANTITY REQ'D 4



36 X 36  
R3-4

ONE "U" POST PER SIGN

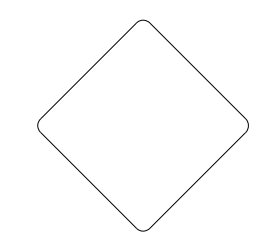
411 QUANTITY REQ'D 10



54 X 18  
R6-1R

TWO "U" POSTS PER SIGN


416 QUANTITY REQ'D 6



18 X 18  
OM4-3

ONE "U" POST PER SIGN


421 QUANTITY REQ'D 4



24 X 18  
R3-17

ONE "U" POST PER SIGN


426 QUANTITY REQ'D 1



36 X 30  
R4-4

ONE "U" POST PER SIGN


402 QUANTITY REQ'D 8



30 X 36  
R2-1

ONE "U" POST PER SIGN


407 QUANTITY REQ'D 6



36 X 36  
R5-1

ONE "U" POST PER SIGN


412 QUANTITY REQ'D 2



54 X 18  
R6-1L

TWO "U" POSTS PER SIGN


417 QUANTITY REQ'D 10



36 X 12  
R6-1R

MOUNT ABOVE SIGN 418  
IN 10 INSTALLATIONS


422 QUANTITY REQ'D 2



24 X 8  
R3-17bP

MOUNT BELOW SIGN 421  
IN 2 INSTALLATIONS


427 QUANTITY REQ'D 1



36 X 36  
W3-5

ONE "U" POST PER SIGN


403 QUANTITY REQ'D 7



24 X 30  
R2-1

ONE "U" POST PER SIGN


408 QUANTITY REQ'D 5



36 X 36  
W3-1

ONE "U" POST PER SIGN


413 QUANTITY REQ'D 6



42 X 30  
R5-1a

ONE "U" POST PER SIGN


418 QUANTITY REQ'D 10



36 X 36  
R1-1

TWO "U" POST PER SIGN


423 QUANTITY REQ'D 4



36 X 36  
W11-2

FLUORESCENT YELLOW/GREEN  
ONE "U" POST PER SIGN


428 QUANTITY REQ'D 3



36 X 36  
R3-7L

ONE "U" POST PER SIGN


430 QUANTITY REQ'D 1



30 X 30  
R3-7L

ONE "U" POST PER SIGN


404 QUANTITY REQ'D 4



36 X 36  
W14-2

ONE "U" POST PER SIGN


409 QUANTITY REQ'D 3



18 X 30  
R4-7c

ONE "U" POST PER SIGN

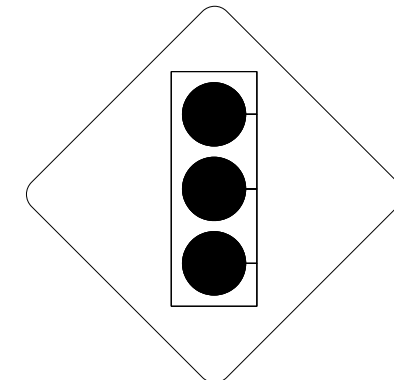
414 QUANTITY REQ'D 9



24 X 30  
R4-7

ONE "U" POST PER SIGN

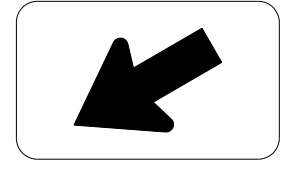
419 QUANTITY REQ'D 12



36 X 36  
W3-3

ONE "U" POST PER SIGN


424 QUANTITY REQ'D 2



30 X 18  
W16-7pL

FLUORESCENT YELLOW/GREEN  
MOUNT BELOW SIGN 423  
IN 2 INSTALLATIONS

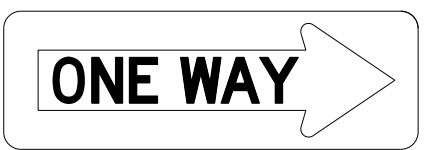
429 QUANTITY REQ'D 5



36 X 36  
R3-7R

ONE "U" POST PER SIGN


431 QUANTITY REQ'D 3



36 X 12  
R6-1R

ONE "U" POST PER SIGN


405 QUANTITY REQ'D 10



36 X 36  
R1-1

ONE "U" POST PER SIGN

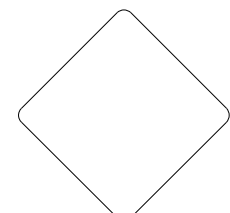
410 QUANTITY REQ'D 6



30 X 30  
W12-1

ONE "U" POST PER SIGN


415 QUANTITY REQ'D 9



18 X 18  
OM1-3

MOUNT BELOW SIGN 414  
IN 9 INSTALLATIONS


420 QUANTITY REQ'D 2



24 X 12  
W16-9P

FLUORESCENT YELLOW/GREEN  
MOUNT BELOW SIGN 423  
IN 2 INSTALLATIONS

425 QUANTITY REQ'D 2





36 X 36  
W14-1

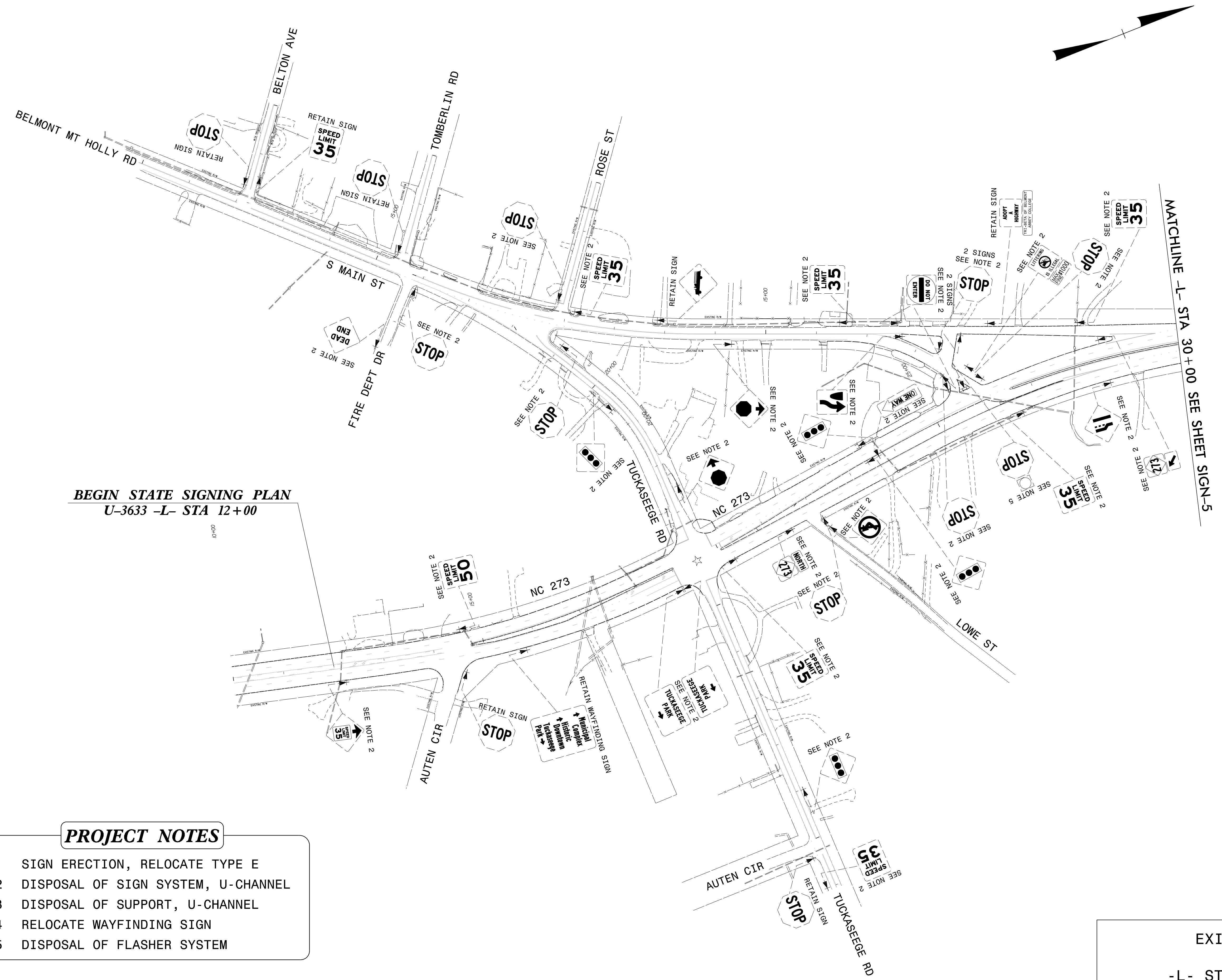
ONE "U" POST PER SIGN

TYPE 'E' SIGNS

\$\$\$\$\$SYTIME\$\$\$\$\$  
\$\$\$\$\$DGN\$\$\$\$\$  
\$\$\$\$\$USERNAME\$\$\$\$\$



TIP NO. U-3633	SHEET NO. SIGN-4
APPROVED: <i>Betsy L. Watson</i> DocuSigned by: Betsy L. Watson 35E678B34F8743F	
DATE: 10/2/2016	
SEAL	
	
DOCUMENT NOT CONSIDERED FINAL UNLESS ALL SIGNATURES COMPLETED	
	




**BEGIN STATE SIGNING PLAN**  
U-3633 -L- STA 12+00

**PROJECT NOTES**

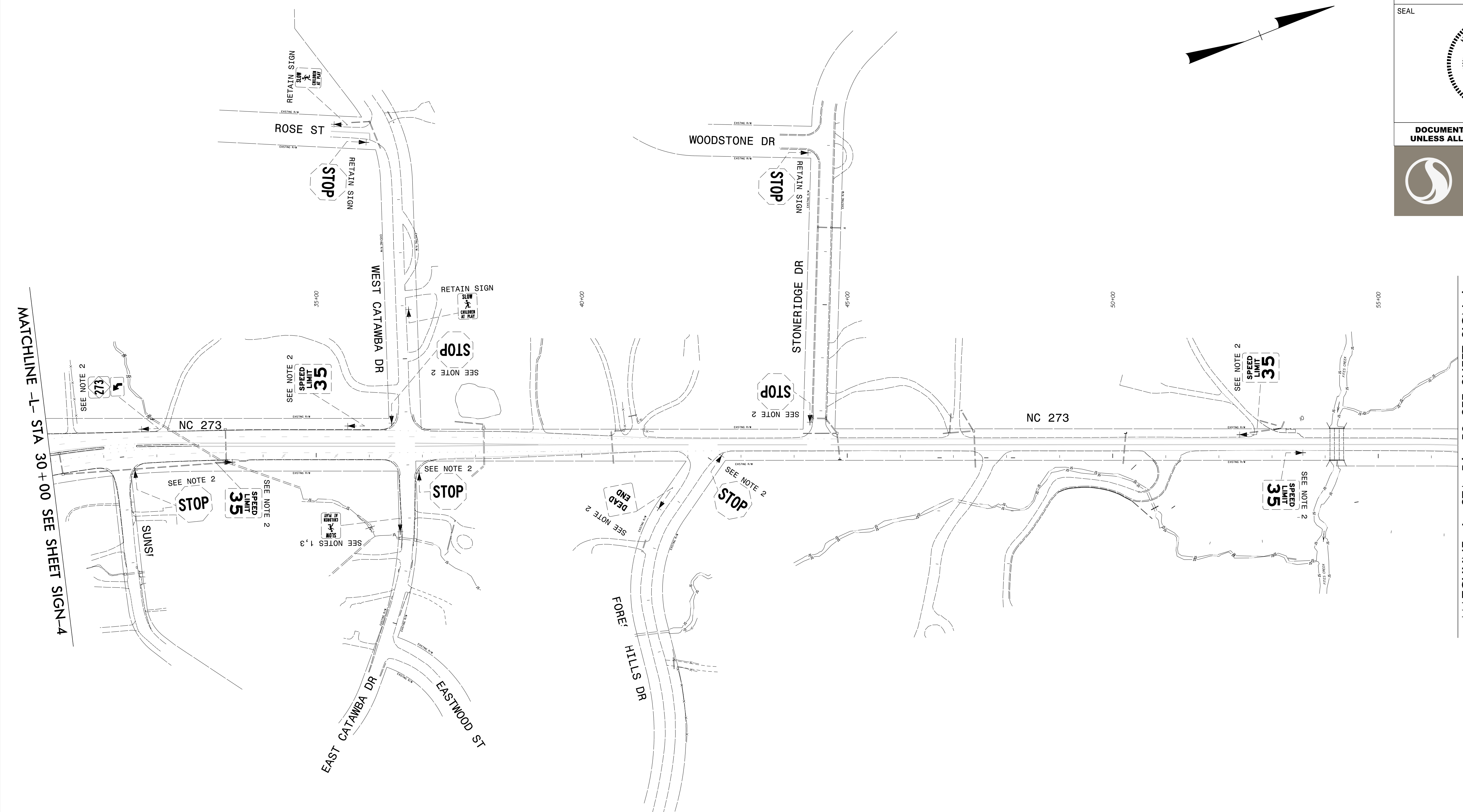

- 1 SIGN ERECTION, RELOCATE TYPE E
- 2 DISPOSAL OF SIGN SYSTEM, U-CHANNEL
- 3 DISPOSAL OF SUPPORT, U-CHANNEL
- 4 RELOCATE WAYFINDING SIGN
- 5 DISPOSAL OF FLASHER SYSTEM

\$\$\$\$\$SYTIME\$\$\$\$\$  
\$\$\$\$\$DGN\$\$\$\$\$  
\$\$\$\$\$USERNAME\$\$\$\$\$

APPROVED: *Betsy L. Watson*  
DATE: 10/2/2016



DOCUMENT NOT CONSIDERED FINAL  
UNLESS ALL SIGNATURES COMPLETED



MATCHLINE -L- STA 30+00 SEE SHEET SIGN-4

MATCHLINE -L- STA 56+50 SEE SHEET SIGN-6


**PROJECT NOTES**

- 1 SIGN ERECTION, RELOCATE TYPE E
- 2 DISPOSAL OF SIGN SYSTEM, U-CHANNEL
- 3 DISPOSAL OF SUPPORT, U-CHANNEL
- 4 RELOCATE WAYFINDING SIGN
- 5 DISPOSAL OF FLASHER SYSTEM

EXISTING SIGNING  
NC 273  
-L- STA 30+00 TO 56+50

\$\$\$\$\$SYTIME\$\$\$\$\$  
\$\$\$\$\$DGN\$\$\$\$\$  
\$\$\$\$\$USERNAME\$\$\$\$\$

TIP NO. U-3633	SHEET NO. SIGN-6
APPROVED: <i>Betsy L. Watson</i> 3568788348743F	
DATE: 10/2/2016	
SEAL	

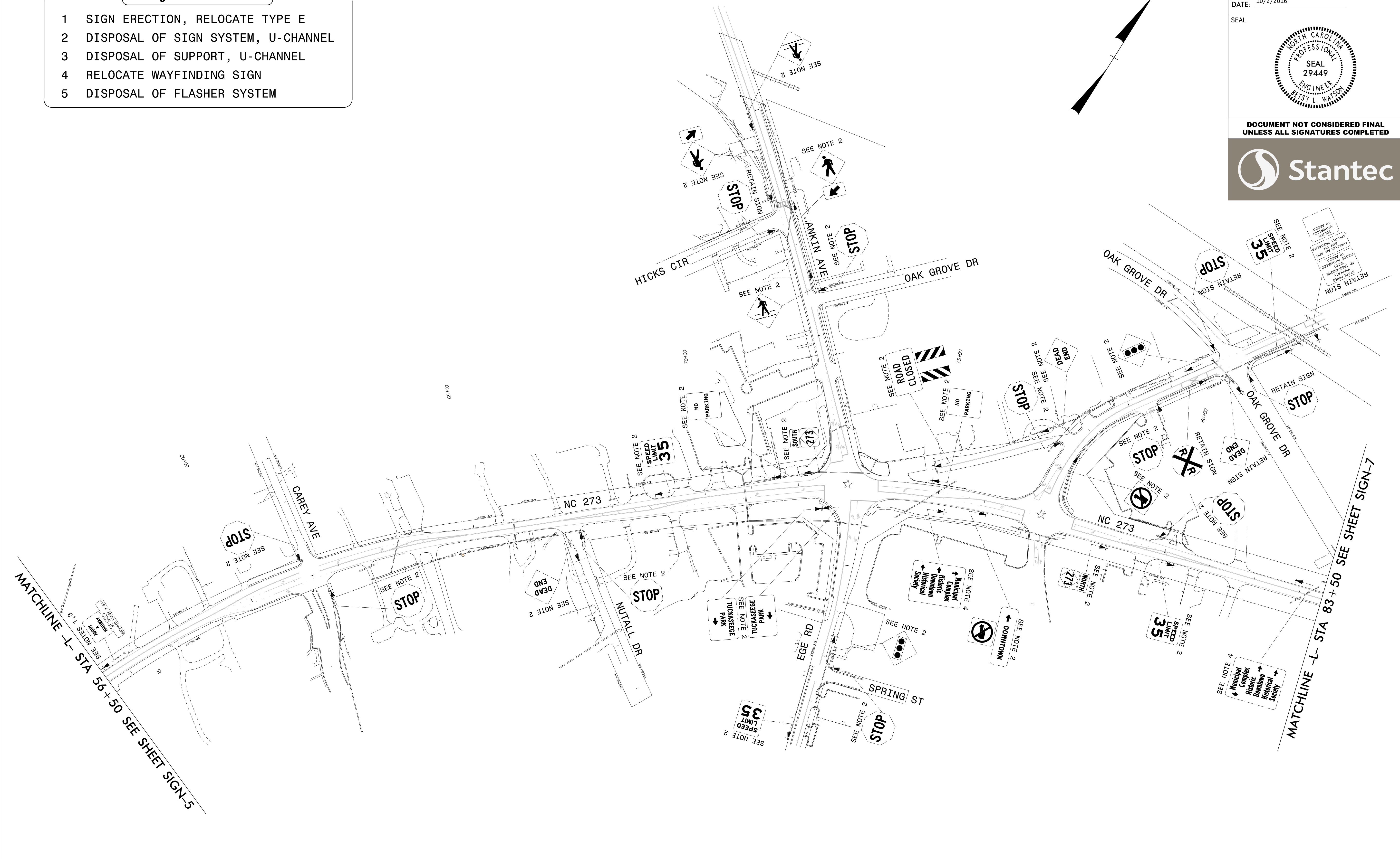


DOCUMENT NOT CONSIDERED FINAL  
UNLESS ALL SIGNATURES COMPLETED



**PROJECT NOTES**

- 1 SIGN ERECTION, RELOCATE TYPE E
- 2 DISPOSAL OF SIGN SYSTEM, U-CHANNEL
- 3 DISPOSAL OF SUPPORT, U-CHANNEL
- 4 RELOCATE WAYFINDING SIGN
- 5 DISPOSAL OF FLASHER SYSTEM





EXISTING SIGNING  
NC 273  
-L- STA 56+50 TO 83+50

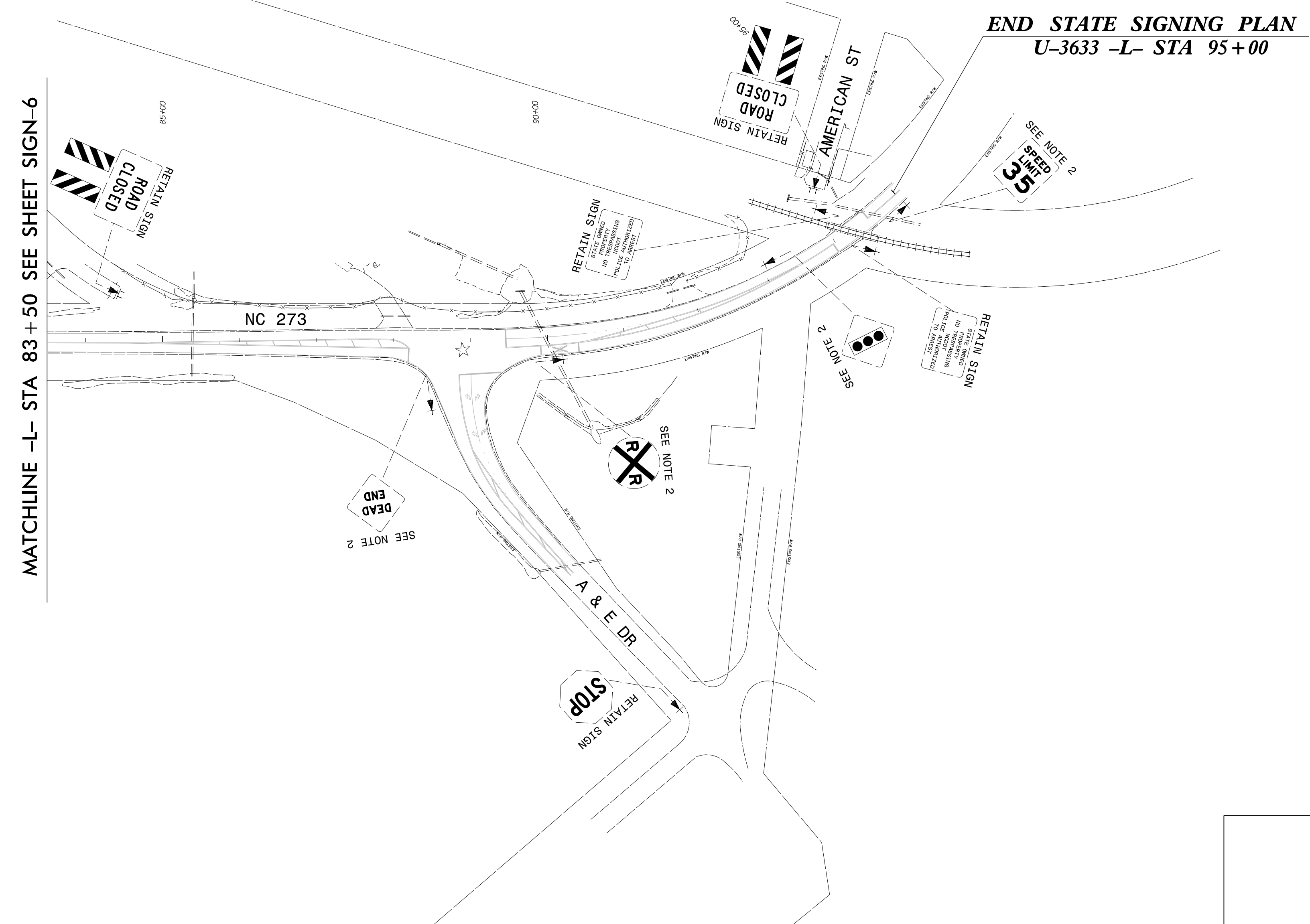
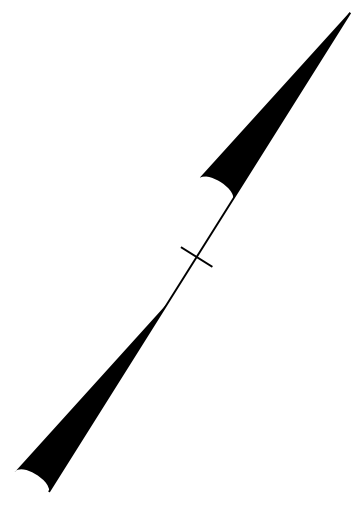
\$\$\$\$\$SYTIME\$\$\$\$\$  
\$\$\$\$\$DGN\$\$\$\$\$  
\$\$\$\$\$USERNAME\$\$\$\$\$



**PROJECT NOTES**

- 1 SIGN ERECTION, RELOCATE TYPE E
- 2 DISPOSAL OF SIGN SYSTEM, U-CHANNEL
- 3 DISPOSAL OF SUPPORT, U-CHANNEL
- 4 RELOCATE WAYFINDING SIGN
- 5 DISPOSAL OF FLASHER SYSTEM


TIP NO. U-3633	SHEET NO. SIGN-7
APPROVED: <i>Betsy L. Watson</i> -356178834F8743F-	
DATE: 10/2/2016	
SEAL	
	
DOCUMENT NOT CONSIDERED FINAL UNLESS ALL SIGNATURES COMPLETED	
	



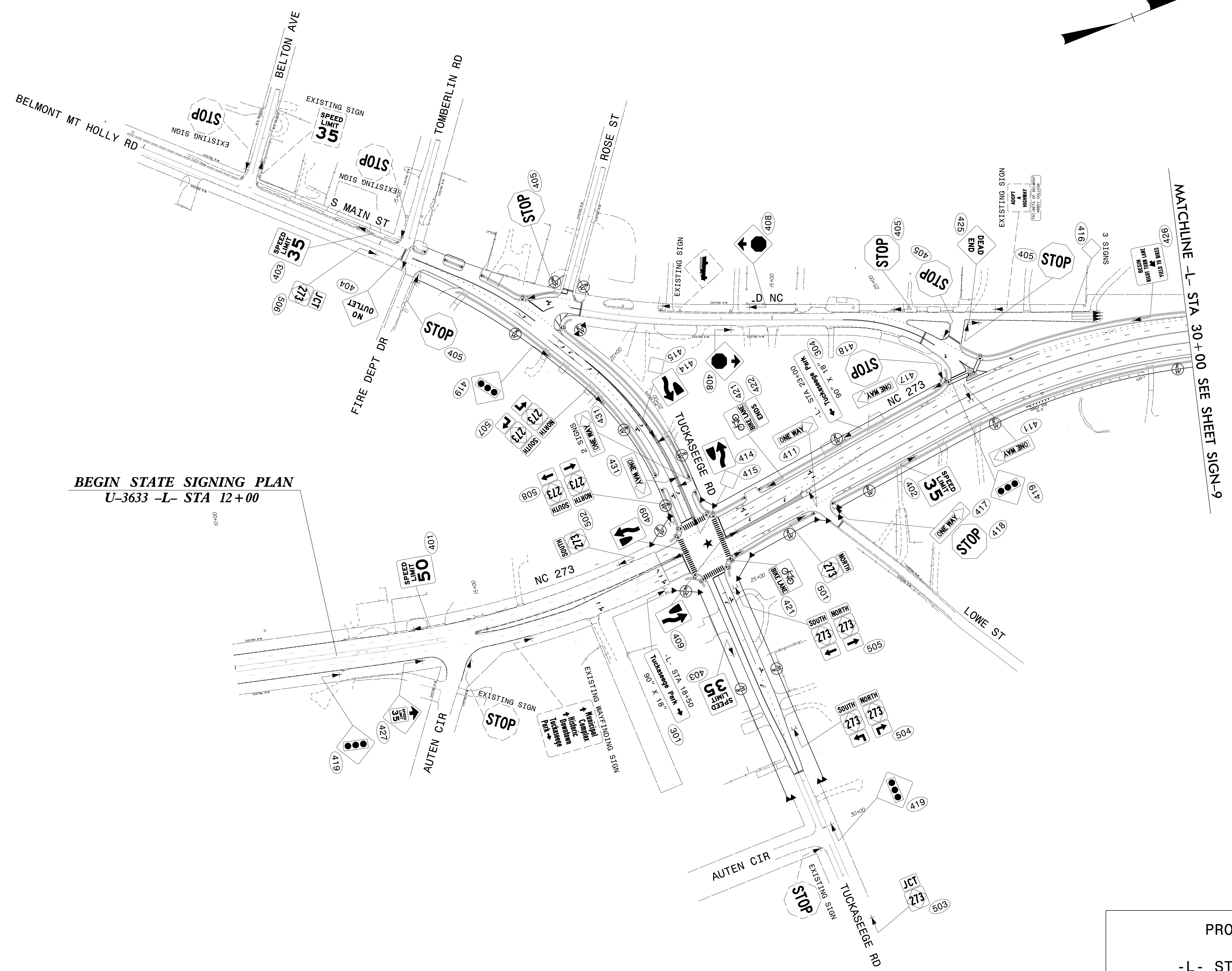
\$\$\$\$\$SYTIME\$\$\$\$\$  
\$\$\$\$\$DGN\$\$\$\$\$  
\$\$\$\$\$USERNAME\$\$\$\$\$

EXISTING SIGNING  
NC 273  
-L- STA 83+50 TO 95+00

APPROVED: *Betsy L. Watson*  
DATE: 4/13/2017



DOCUMENT NOT CONSIDERED FINAL  
UNLESS ALL SIGNATURES COMPLETED





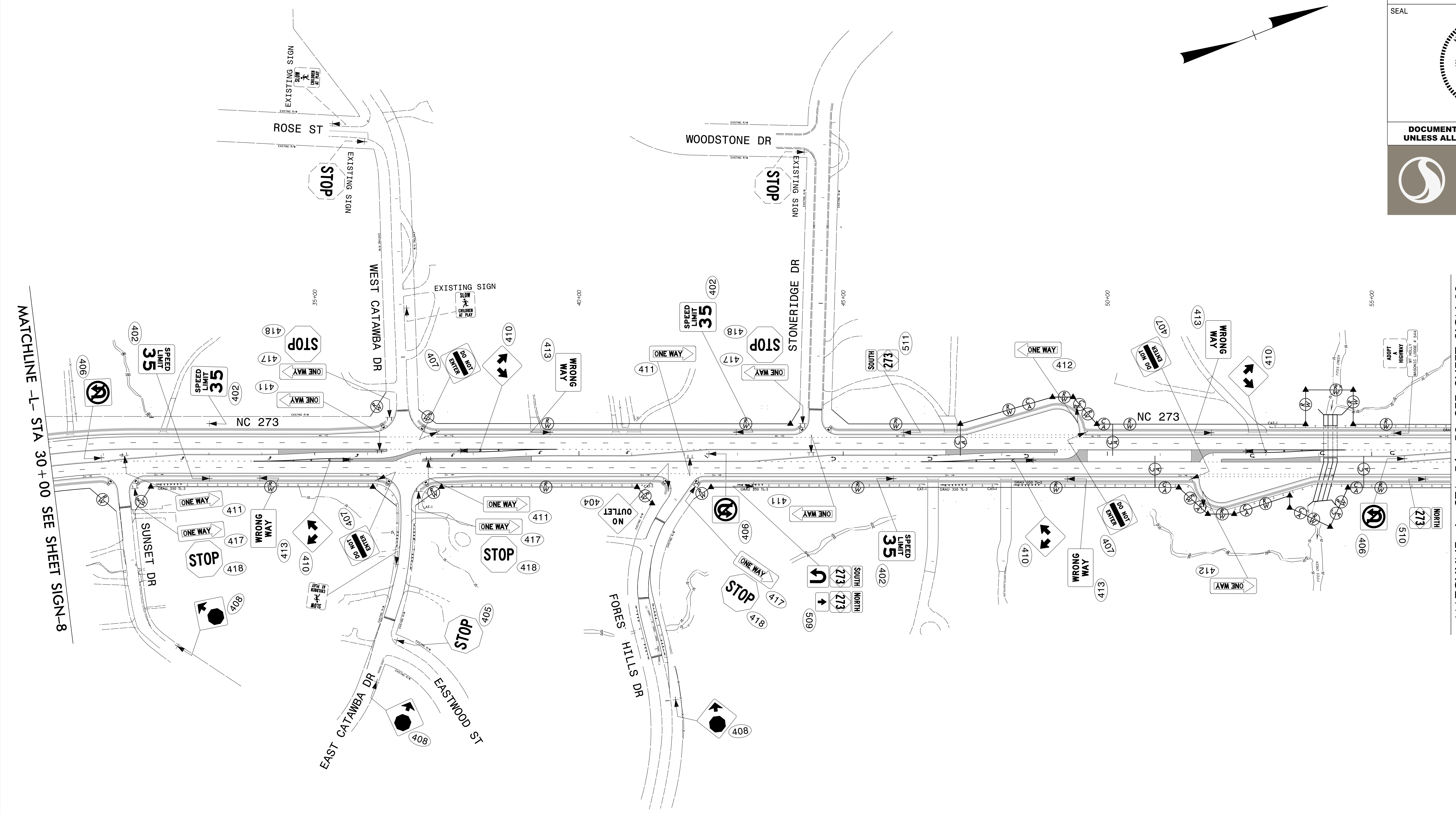
BEGIN STATE SIGNING PLAN  
U-3633 -L- STA 12+00

MATCHLINE -L- STA 30+00 SEE SHEET SIGN-9

PROPOSED SIGNING  
NC 273  
-L- STA 10+00 TO 30+00

\$\$\$\$\$SYTIME\$\$\$\$\$  
\$\$\$\$\$DDGN\$\$\$\$\$  
\$\$\$\$\$USERNAME\$\$\$\$\$

TIP NO. U-3633	SHEET NO. SIGN-9
APPROVED: <i>Betsy L. Watson</i> -35678834F8743F-	
DATE: 10/2/2016	
SEAL	
	
DOCUMENT NOT CONSIDERED FINAL UNLESS ALL SIGNATURES COMPLETED	
	




MATCHLINE -L- STA 30+00 SEE SHEET SIGN-8

MATCHLINE -L- STA 56+50 SEE SHEET SIGN-10

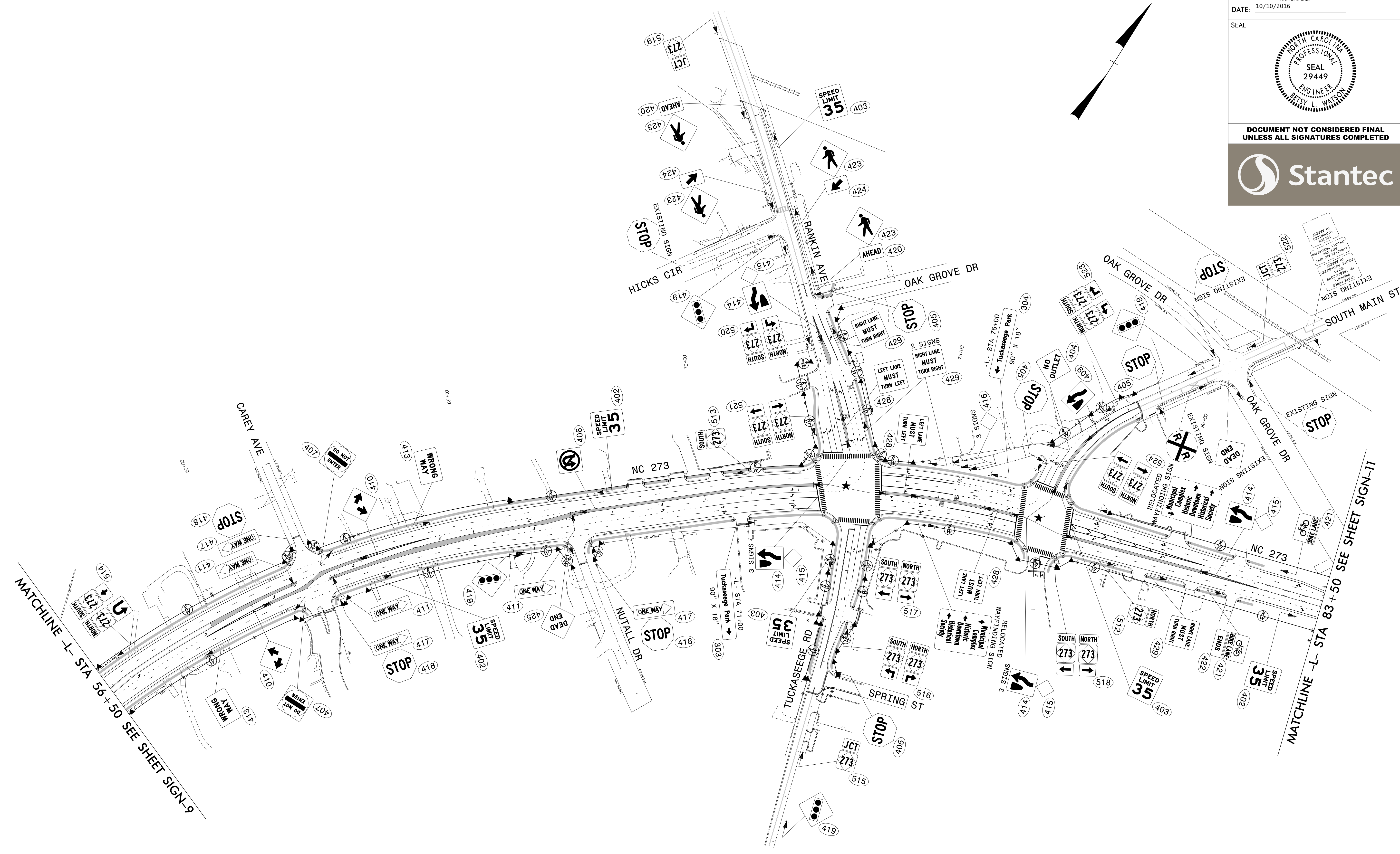
\$\$\$\$\$SYTIME\$\$\$\$\$  
\$\$\$\$\$DDGN\$\$\$\$\$  
\$\$\$\$\$USERNAME\$\$\$\$\$

PROPOSED SIGNING  
NC 273  
-L- STA 30+00 TO 56+50

TIP NO. U-3633	SHEET NO. SIGN-10
APPROVED: <i>Ebony L. Watson</i> DocuSigned by: 3568788348743F	
DATE: 10/10/2016	
SEAL	





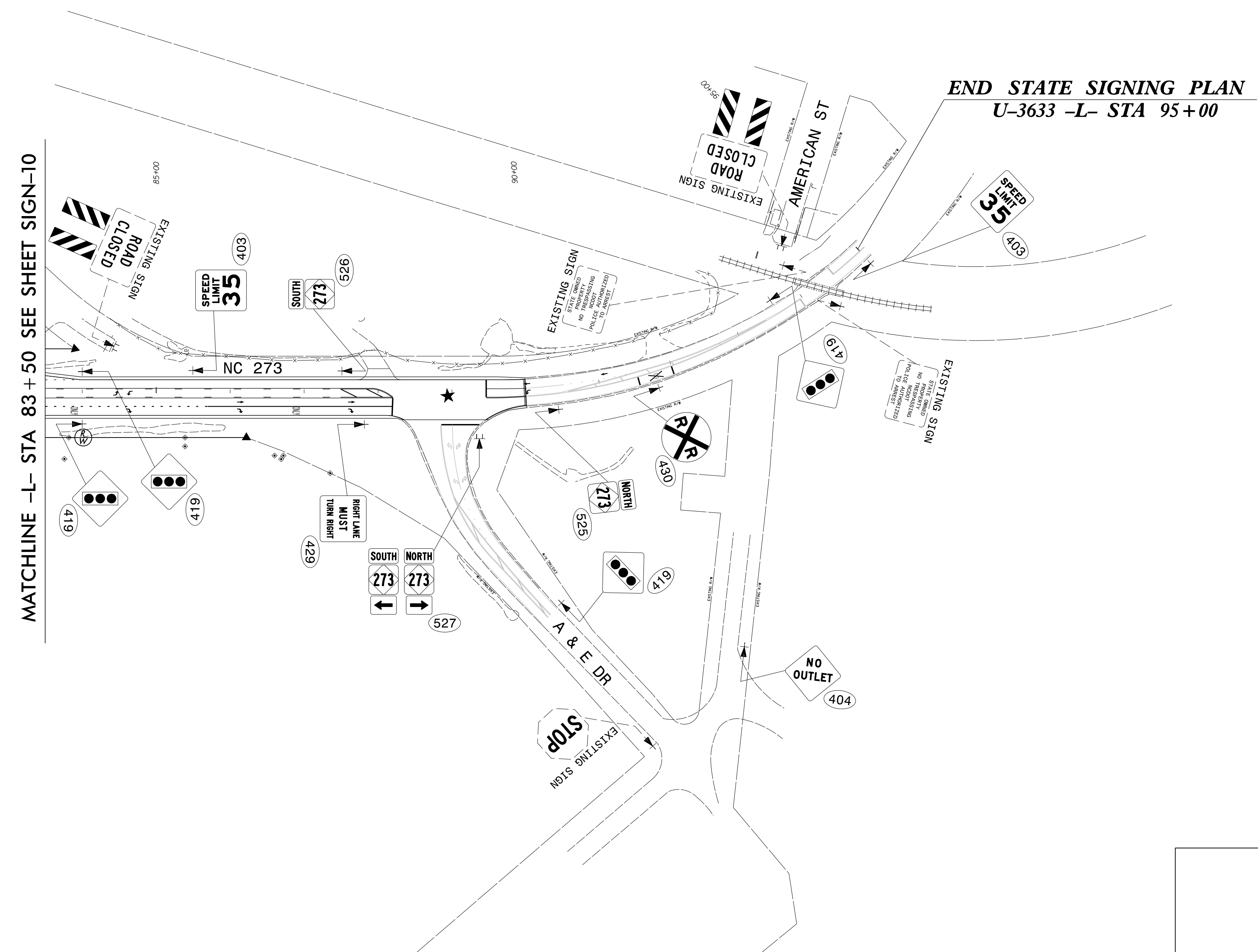
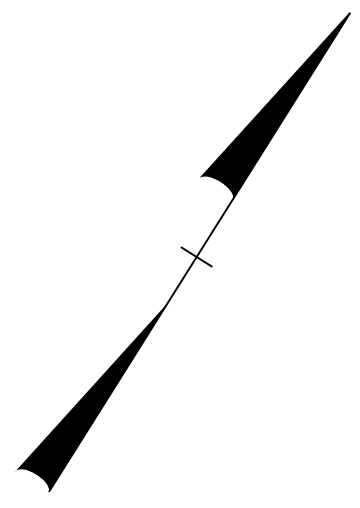
DOCUMENT NOT CONSIDERED FINAL  
UNLESS ALL SIGNATURES COMPLETED



PROPOSED SIGNING  
NC 273  
-L- STA 56+50 TO 83+50

\$\$\$\$\$SYTIME\$\$\$\$\$  
\$\$\$\$\$DGN\$\$\$\$\$  
\$\$\$\$\$USERNAME\$\$\$\$\$

TIP NO. U-3633	SHEET NO. SIGN-11
APPROVED: <i>Betsy L. Watson</i> 3556788348743F	
DATE: 10/10/2016	
SEAL	
	
DOCUMENT NOT CONSIDERED FINAL UNLESS ALL SIGNATURES COMPLETED	
	



\$\$\$\$\$SYTIME\$\$\$\$\$  
 \$\$\$\$DDGN\$\$\$\$\$  
 \$\$\$USERNAME\$\$\$\$\$

PROPOSED SIGNING  
 NC 273  
 -L- STA 83+50 TO 95+00