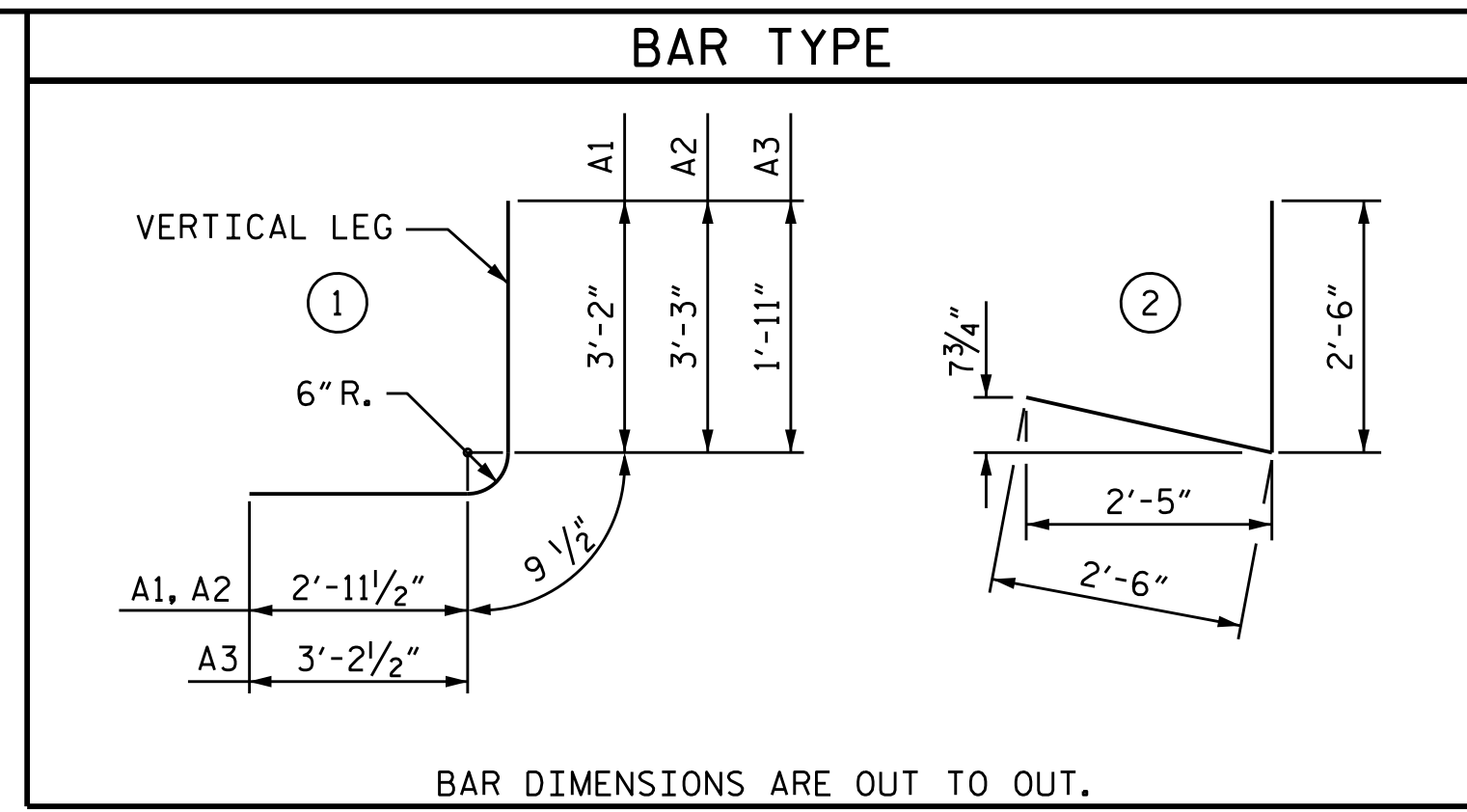
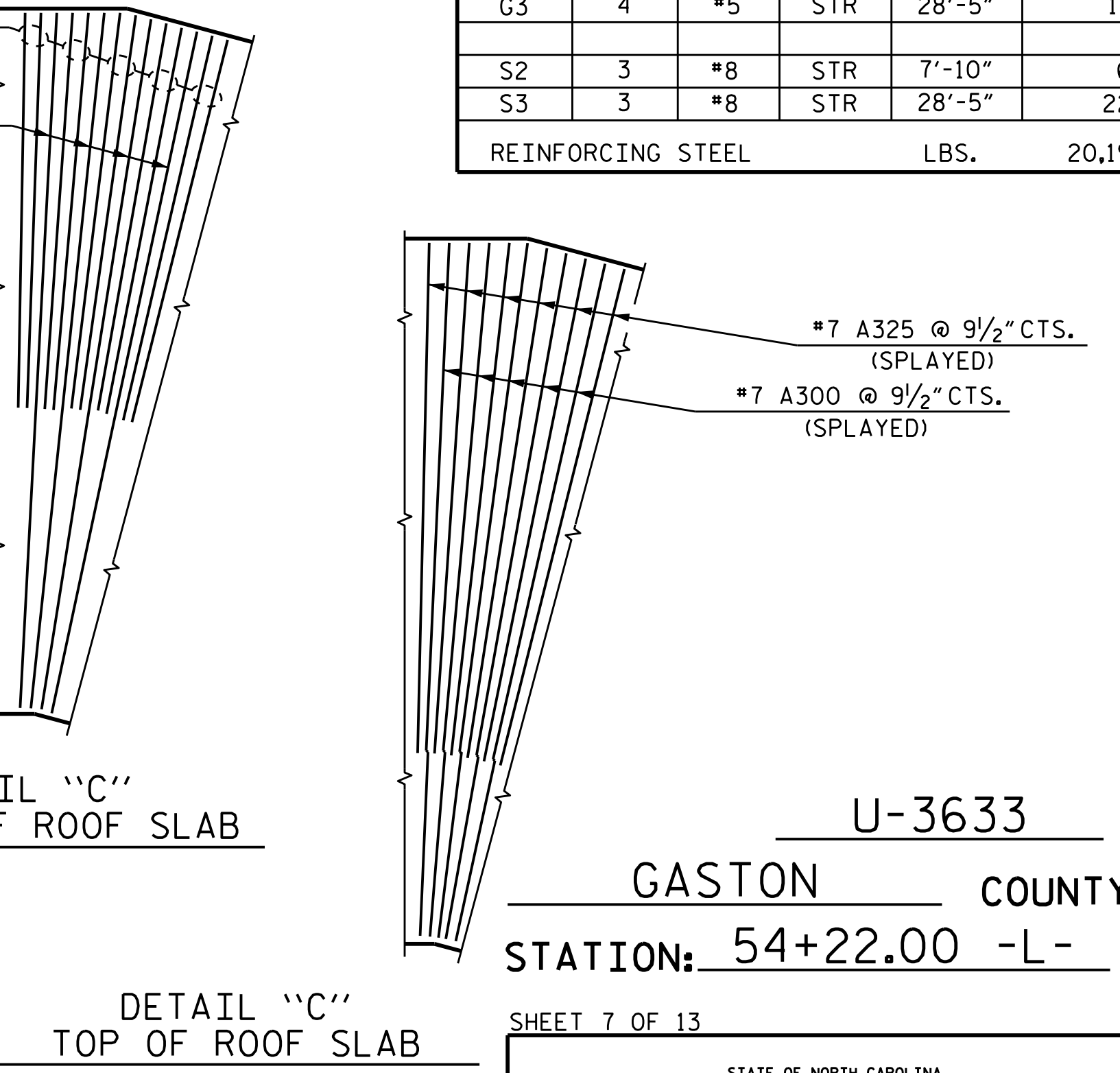
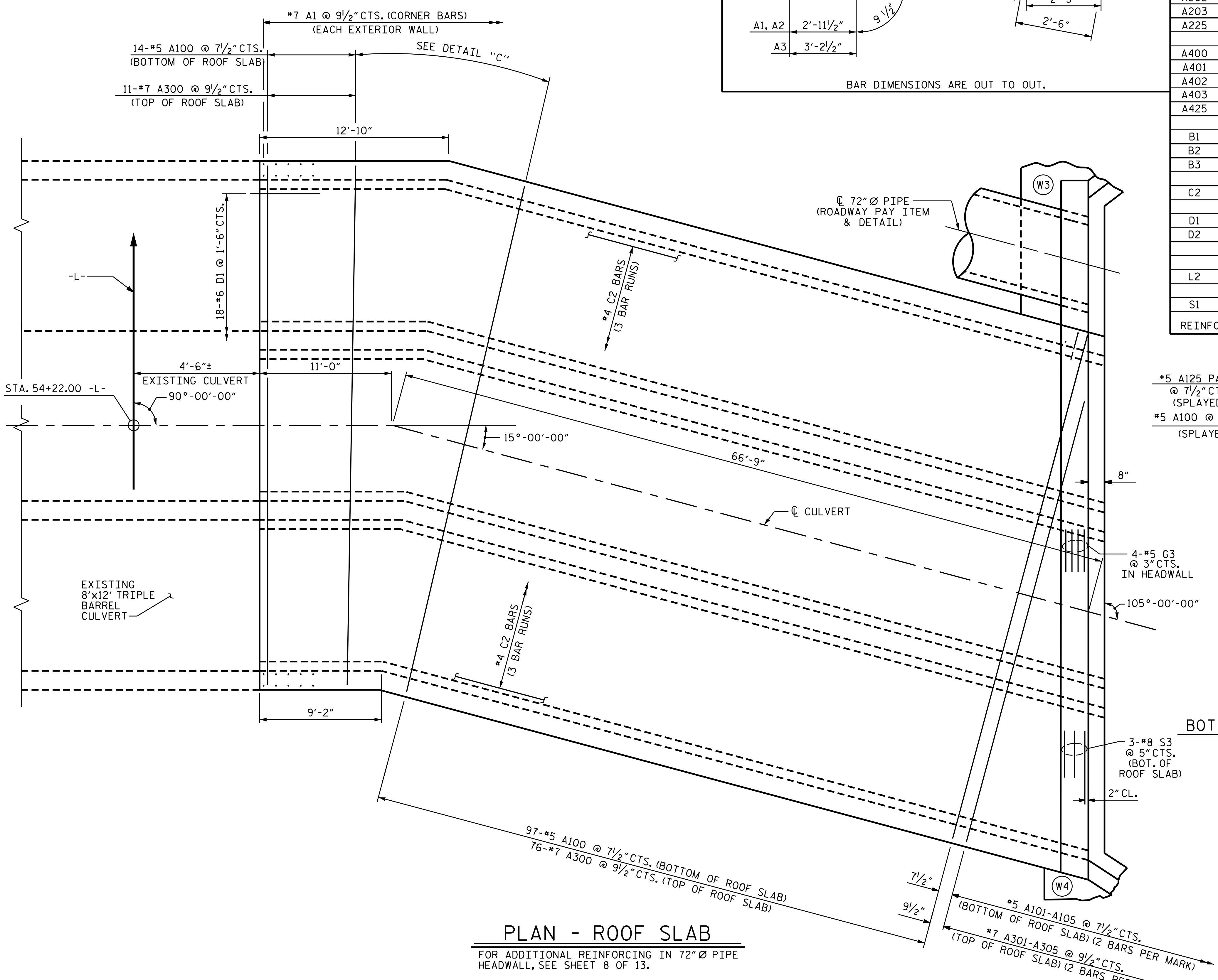


SPLICE LENGTH CHART		
BAR	SIZE	SPLICE LENGTH
A200	#5	1'-9"
A400	#6	2'-3"
B1	#5	1'-9"
B3	#4	1'-9"
C1	#4	1'-11"
S1	#8	4'-1"



BAR SCHEDULE-RIGHT EXTENSION													
PHASE I													
BAR	NO.	SIZE	TYPE	LENGTH	WEIGHT	PHASE II							
A1	98	#7	1	6'-11"	1385	A1	102	#7	1	6'-11"	1442		
A2	98	#7	1	7'-0"	1402	A2	102	#7	1	7'-0"	1459		
A3	464	#4	1	5'-11"	1834								
A200	115	#5	STR	21'-8"	2599	A100	115	#5	STR	27'-5"	3288		
A201	2	#5	STR	18'-0"	38	A101	2	#5	STR	22'-8"	47		
A202	2	#5	STR	12'-3"	26	A102	2	#5	STR	18'-0"	38		
A203	2	#5	STR	6'-5"	13	A103	2	#5	STR	13'-4"	28		
A225	10	#5	STR	15'-8"	163	A104	2	#5	STR	8'-8"	18		
						A105	2	#5	STR	4'-0"	8		
						A125	10	#5	STR	15'-8"	163		
A400	92	#6	STR	22'-2"	3063								
A401	2	#6	STR	18'-6"	56	A300	92	#7	STR	27'-5"	5156		
A402	2	#6	STR	12'-9"	38	A301	2	#7	STR	23'-8"	97		
A403	2	#6	STR	6'-11"	21	A302	2	#7	STR	17'-11"	73		
A425	6	#6	STR	19'-11"	179	A303	2	#7	STR	12'-1"	49		
						A304	2	#7	STR	6'-4"	26		
B1	104	#5	STR	13'-4"	1446	A305	2	#7	STR	3'-5"	14		
B2	98	#4	STR	11'-4"	742	A325	6	#7	STR	20'-4"	249		
B3	464	#4	STR	13'-4"	4133								
						A250	122	#5	STR	7'-8"	976		
						A251	2	#5	STR	4'-0"	8		
C2	183	#4	STR	27'-8"	3382								
						D1	34	#6	STR	2'-6"	128		
						D2	6	#6	STR	1'-7"	14		
						B1	107	#5	STR	13'-4"	1488		
						B2	101	#4	STR	11'-4"	765		
						L2	30	#5	2	5'-0"	156		
						S1	3	#8	STR	24'-8"	198		
						C2	171	#4	STR	27'-8"	3160		
REINFORCING STEEL					LBS.	21,016							
						D1	18	#6	STR	2'-6"	68		
						D2	6	#6	STR	1'-7"	14		
						G3	4	#5	STR	28'-5"	119		
						S2	3	#8	STR	7'-10"	63		
						S3	3	#8	STR	28'-5"	228		
REINFORCING STEEL					LBS.	20,194							



PLAN - ROOF SLAB
FOR ADDITIONAL REINFORCING IN 72" Ø PIPE HEADWALL, SEE SHEET 8 OF 13.
#4 C2 BARS SHALL BE FIELD BENT AS NECESSARY.

DOCUMENT NOT CONSIDERED FINAL UNLESS ALL SIGNATURES COMPLETED

U-3633
GASTON COUNTY
STATION: 54+22.00 -L-
SHEET 7 OF 13

STATE OF NORTH CAROLINA
DEPARTMENT OF TRANSPORTATION
RALEIGH
TRIPLE 8 FT. X 12 FT. CONCRETE BOX CULVERT
(RIGHT EXTENSION)

REVISIONS						SHEET NO.
NO.	BY	DATE	NO.	BY	DATE	C-7
1			3			TOTAL SHEETS
2			4			13

DRAWN BY: N.D.AIUTO DATE: 7/30/16
CHECKED BY: H.A.LOCKLEAR DATE: 8/4/16
DESIGN ENGINEER OF RECORD: H.A.LOCKLEAR DATE: 11/16

29-MAR-2017 11:58
L:\Structures\FinalPlans\U3633.SD.CU.01.dgn
kpschall

