

**This electronic collection of documents is provided
for the convenience of the user
and is Not a Certified Document –**

**The documents contained herein were originally issued
and sealed by the individuals whose names and license
numbers appear on each page, on the dates appearing
with their signature on that page.**

**This file or an individual page
shall not be considered a certified document.**

**STATE OF NORTH CAROLINA
DEPARTMENT OF TRANSPORTATION**

**SIGNING PLAN
DAVIDSON COUNTY**

LOCATION: BRIDGE NO. 42 OVER MUDDY CREEK ON SR 1485 (HAMPTON RD)

PROJECT REFERENCE NO. B-5165	SHEET NO. SIGN-1
APPROVED: <small>DocuSigned by: Renee B. Roach B3C6B7CF4640D</small>	
DATE: 3/23/2017	
SEAL 	
DOCUMENT NOT CONSIDERED FINAL UNLESS ALL SIGNATURES COMPLETED	

T.I.P.: B-5165

CONTRACT: C203940

GENERAL NOTES

- . SIGNS FURNISHED BY CONTRACTOR
- . ALL TYPE 'D' SIGNS SHALL BE MOUNTED ON TWO U-CHANNEL POSTS UNLESS OTHERWISE INDICATED ON THE PLANS.
- . IF REMOVAL OR RELOCATION OF SIGNS ON PRIVATE STREET (NON-STATE MAINTAINED) IS REQUIRED DUE TO CONSTRUCTION, THE CONTRACTOR SHALL INFORM THE ENGINEER. THE WORK WILL BE COMPLETED BY OTHERS.
- . WHEN NOT STATIONED OR DIMENSIONED ON PLANS, ALL 'E' AND 'F' SIGNS SHALL BE FIELD LOCATED BY THE ENGINEER
- . ALL EXISTING SIGNS ON "U" CHANNEL POST WITHIN THE PROJECT LIMITS SHALL BE REMOVED AND DISPOSED OF UNLESS OTHERWISE NOTED ON PLANS.
- . WHEN EXISTING SIGNS ARE REMOVED AND INSTALLED ON NEW SUPPORTS, THE RE-ERECTION SHALL IMMEDIATELY FOLLOW THE REMOVAL.
- . THE BACKGROUND FOR TYPE E & F SIGNS SHALL BE TYPE C REFLECTIVE SHEETING.
- . SEE ROADWAY PLANS FOR GUARD/GUIDE RAIL DETAILS.

SUMMARY OF QUANTITIES

ITEM NO.		ITEM DESCRIPTION	QUANTITY	UNIT
DESC. NO.	SECT. NO.			
4025000000	901	CONTRACTOR FURNISHED, TYPE D SIGN	12	S.F.
4025000000	901	CONTRACTOR FURNISHED, TYPE E SIGN	9	S.F.
4072000000	903	SUPPORTS, 3 LB STEEL U-CHANNEL	93	L.F.
4096000000	904	SIGN ERECTION, TYPE D	2	EA.
4102000000	904	SIGN ERECTION, TYPE E	2	EA.
4155000000	907	DISPOSAL OF SIGN SYSTEM, U-CHANNEL	9	EA.


ROADWAY STANDARD DRAWING

THE FOLLOWING ROADWAY STANDARDS AS APPEAR IN "ROADWAY STANDARD DRAWINGS" - PROJECT SERVICES UNIT - N.C. DEPARTMENT OF TRANSPORTATION - RALEIGH, N.C., DATED JANUARY 2012 ARE APPLICABLE TO THIS PROJECT AND BY REFERENCE HEREBY ARE CONSIDERED A PART OF THESE PLANS:

STD. NO.	TITLE
904.10	ORIENTATION OF GROUND MOUNTED SIGNS
904.50	MOUNTING OF TYPE 'D', 'E' AND 'F' SIGNS ON 'U' CHANNEL POSTS

PLAN PREPARED BY: N.C.D.O.T. SIGNING AND DELINEATION UNIT

RENEE B. ROACH, P.E. STATE SIGNING & DELINEATION ENGINEER
STACEY W. JOHNS SIGNING & DELINEATION PROJECT DESIGN ENGINEER



SIGN NUMBER: 301,302 TYPE: D QUANTITY: 2 SIGN WIDTH: 3'-0" HEIGHT: 2'-0" TOTAL AREA: 6.0 Sq.Ft. BORDER TYPE: FLUSH RECESS: 0" WIDTH: 0.75" RADII: 3" NO. Z BARS: LENGTH:	BACKG COLOR: Green COPY COLOR: White SYMBOL	DESIGN BY: S.JOHNS PROJECT ID: B-5165	CHECKED BY: R.ROACH LOCATION: SR 1485(HAMPTON RD)	May 10, 2016 DIV: 9																																																		
<table border="1" style="width: 100%; border-collapse: collapse;"> <tr> <th>SYMBOL</th> <th>X</th> <th>Y</th> <th>WID</th> <th>HT</th> </tr> <tr><td> </td><td> </td><td> </td><td> </td><td> </td></tr> <tr><td> </td><td> </td><td> </td><td> </td><td> </td></tr> <tr><td> </td><td> </td><td> </td><td> </td><td> </td></tr> <tr><td> </td><td> </td><td> </td><td> </td><td> </td></tr> <tr><td> </td><td> </td><td> </td><td> </td><td> </td></tr> <tr><td> </td><td> </td><td> </td><td> </td><td> </td></tr> <tr><td> </td><td> </td><td> </td><td> </td><td> </td></tr> <tr><td> </td><td> </td><td> </td><td> </td><td> </td></tr> <tr><td> </td><td> </td><td> </td><td> </td><td> </td></tr> </table>		SYMBOL	X	Y	WID	HT																																																
SYMBOL	X	Y	WID	HT																																																		
USE NOTES: 1,2 1. Legend and border(except those that are colored black) shall be direct applied Grade C sheeting. 2. Background shall be Grade C reflective sheeting.																																																						

LETTER POSITIONS


Letter spacings are to start of next letter

		M u d d y						C r e e k						Series/Size		
		6.1	5.9	4.5	4.6	4.3	4.5	6.1	7.8	5.3	2.8	4.1	4.4	3.8	7.8	Text Length
														D 2000		
														23.8		
														D 2000		
														20.4		

NORTH CAROLINA D.O.T. SIGN DETAIL

"E" SIGNS

(401) QUANTITY REQ'D 2

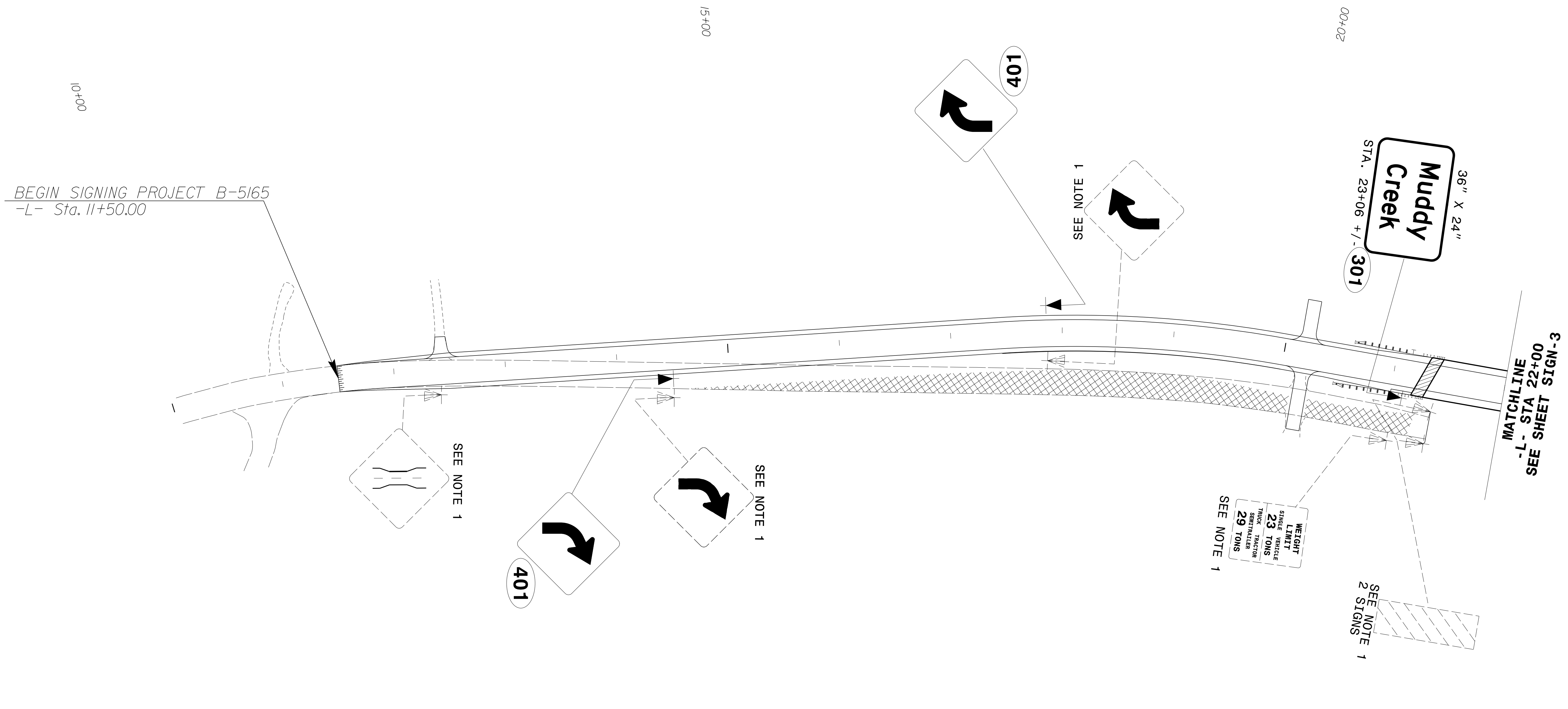



36 X 36
W1-2R

ONE "U" POST PER SIGN

INDEX

SHEET NO.	DESCRIPTION
SIGN-1	TITLE SHEET, SIGN DESIGN, E-SIGN, & NOTES,
SIGN-2-3	SIGN DETAIL SHEETS

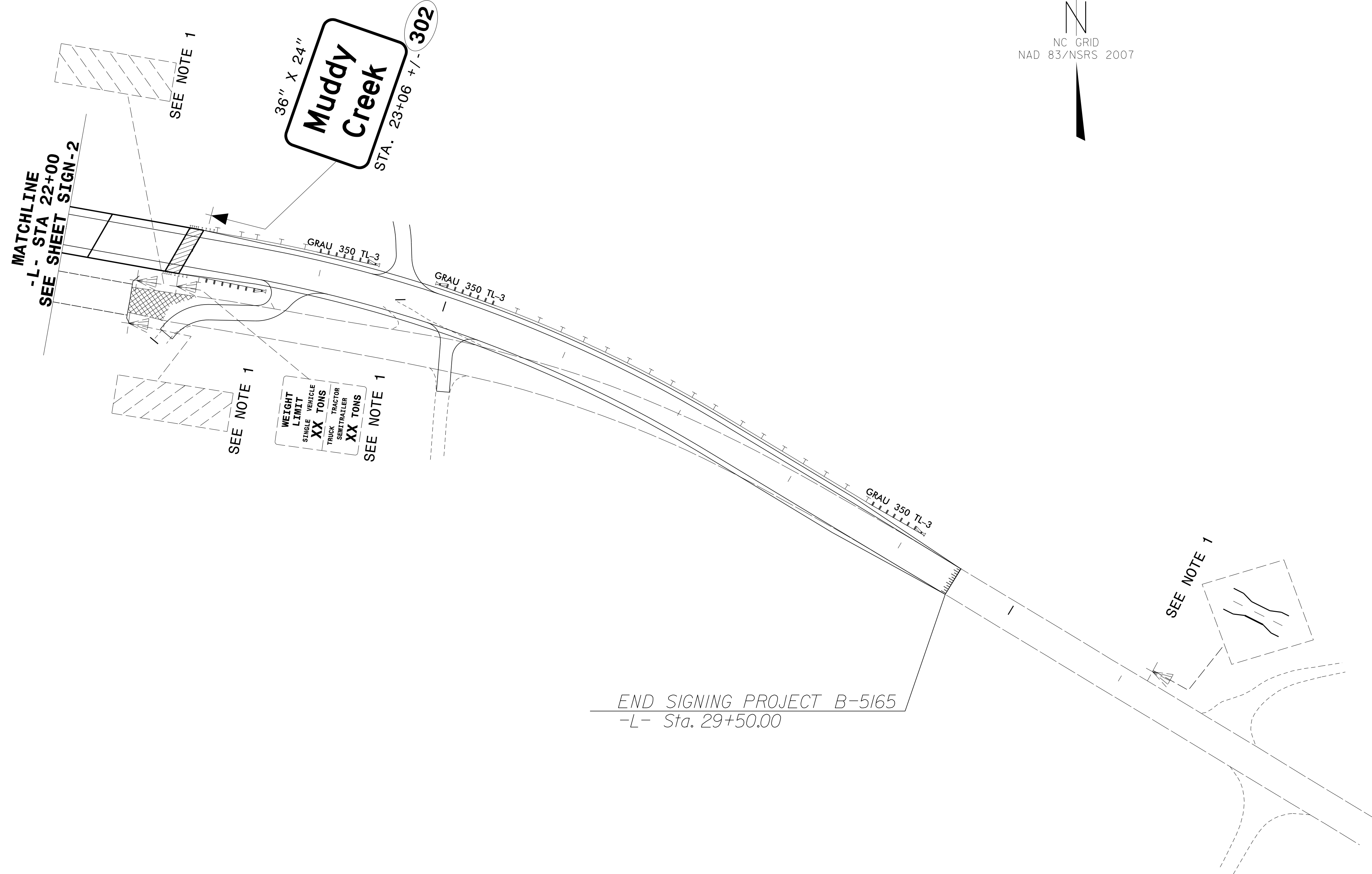



BEGIN SIGNING PROJECT B-5165
-L- Sta. 11+50.00

PAY ITEM NOTES	
1	DISPOSAL OF SIGN SYSTEM, U-CHANNEL

SIGN DETAIL SHEET

2/27/2017 P:\TIP\Projects-B\B5165\Traffic\Signing\CADD\Signing Layout Plans\B-5165_Sign.1_2.dgn



PAY ITEM NOTES

1	DISPOSAL OF SIGN SYSTEM, U-CHANNEL
---	------------------------------------

SIGN DETAIL SHEET

2/27/2017 P:\TIP\Projects-B\B5165\Traffic\Signing\CADD\Signing Layout Plans\B-5165_Sign_3.dgn
 Jseris:rbns