

CONFIDENTIAL AND PROPRIETARY PROPERTY OF
Elliott Bay Design Group North Carolina, PLLC
 MAY NOT BE USED FOR CONSTRUCTION OR PROVIDED TO
 ANY THIRD PARTIES WITHOUT PRIOR WRITTEN CONSENT.
 © 2017 ELLIOTT BAY DESIGN GROUP.

EQUIPMENT LIST				
ITEM	QTY	DESCRIPTION	NOTES	LOCATION IN DWG
01	1	CAPTAIN'S CHAIR		2-2C
02	1	RADAR OBSERVER'S CHAIR		2-2B
03	3	STATION PANEL		SHEET 2
04	3	DOCKING JOYSTICK		SHEET 2
05	4	GEAR PANEL		SHEET 2
06	2	STEERING JOYSTICK		SHEET 2
07	2	PROPULSION LEVERS		2-2B
08	2	BACKUP PANEL		2-2B
09	4	ENGINE START / EMERGENCY STOP	STOPS WITH SWITCH GUARDS	2-3B
10	1	EMERGENCY VENTILATION SHUTDOWN BUTTON		2-3B
11	1	FIRE PUMP CONTROL AND PRESSURE INDICATOR PANEL		2-2C
12	2	ENGINE CONTROL PANELS		3-2C
13	2	GENERATOR CONTROL PANEL	FLUSH MOUNT	3-2C
14	1	VESSEL MONITORING & CONTROL TOUCHSCREEN		3-2C
15	1	FIRE ALARM PANEL		3-5A
16	1	12 VDC DISTRIBUTION PANEL		3-2C
17	1	24 VDC DISTRIBUTION PANEL		3-2C
18	1	208/120 VAC DISTRIBUTION PANEL		3-5A
19	1	NAVIGATION LIGHT PANEL		3-2C
20	1	RADAR & GPS TOUCHSCREEN		3-2C
21	2	VHF RADIO		3-2D
22	1	CCTV MONITOR	18.5" SCREEN	3-2C
23	1	PA/GA SYSTEM CONTROL & MICROPHONE		2-2B
24	1	SHIP'S TELEPHONE		2-2B
25	1	SEARCHLIGHT ON-OFF & JOYSTICK CONTROL		2-2B
26	1	WIPER CONTROLS		2-2B
27	1	WINDOW HEATER CONTROL PANEL		2-3B
28	2	WIPER MOTOR	PANTOGRAPH	SHEET 2
29	1	WIPER MOTOR	STRAIGHTLINE	2-1C
30	1	DEFROST/LIGHTING SWITCH PANEL		2-2C
31	1	FOG SIGNAL TIMER		2-2C
32	1	BILGE PUMP CONTROL PANEL		2-2C
33	1	DIGITAL COMPASS		2-1C
34	1	12 VDC BATTERY BOX		2-2A
35	1	24 VDC BATTERY BOX		2-2D
36	1	EXTERIOR LIGHT SWITCHES		2-2B
37	3	AIR HORN	PUSH BUTTON	SHEET 2
38	1	PORTABLE FIRE EXTINGUISHER		2-3B
39	1	FOG BELL	8" CHROME	2-3B
40	2	ACCESS DOOR, LOUVERED	24" x 27"	SHEET 3
41	1	ACCESS DOOR, LOUVERED	24" x 23"	3-1C
42	1	CCTV UPS		3-2A
43	8	DE-MISTING LOUVER		SHEET 2
44	11	DUPLEX RECEPTACLE		SHEET 2
45	3	WINDOW HEATING UNIT		SHEET 2
46	2	BATTERY CHARGER		SHEET 2
47	1	FORCED AIR DEFROSTER		2-1B
48	3	INSTRUMENT LIGHT	GOOSENECK DIMMABLE	SHEET 2
49	2	DISPLAY CASE FOR DOCUMENTS		3-2B
50	2	WINDOW SHADES		3-2B
51	1	INCLINOMETER		3-2B
52	1	ANALOG CLOCK		3-2B
53	1	ANEMOMETER		3-2B
54	1	BAROMETER		3-2B
55	1	THERMOMETER		3-2B
56	1	BENCH	WITH HINGED LID & STORAGE UNDER	2-3C

REVISION HISTORY

REV	ZONE	DESCRIPTION	DWN	DATE	APVD

GENERAL NOTES

- ALL MATERIALS AND WORKMANSHIP SHALL BE IN ACCORDANCE WITH 46 CFR SUBCHAPTER T REGULATIONS.
- EQUIPMENT LOCATIONS ARE DIAGRAMMATIC ONLY AND SHALL BE VERIFIED WITH ACTUAL DELIVERED VENDOR EQUIPMENT PRIOR TO INSTALLATION.
- CONTRACTOR SHALL CREATE A COMPLETE MOCKUP OF THE PILOTHOUSE CONSOLE WITH EQUIPMENT FOR OWNER-OPERATOR INPUT AND REVIEW PRIOR TO FINAL CONSTRUCTION.

REFERENCES


- 16109-003-802-0 CONTRACT SPECIFICATIONS
- 16109-003-101-1 PROFILES AND ARRANGEMENTS



Elliott Bay Design Group
North Carolina, PLLC

CLIENT: NORTH CAROLINA D.O.T.
 RALEIGH, NORTH CAROLINA

PROJECT: PEDESTRIAN FERRY



PILOTHOUSE ARRANGEMENT

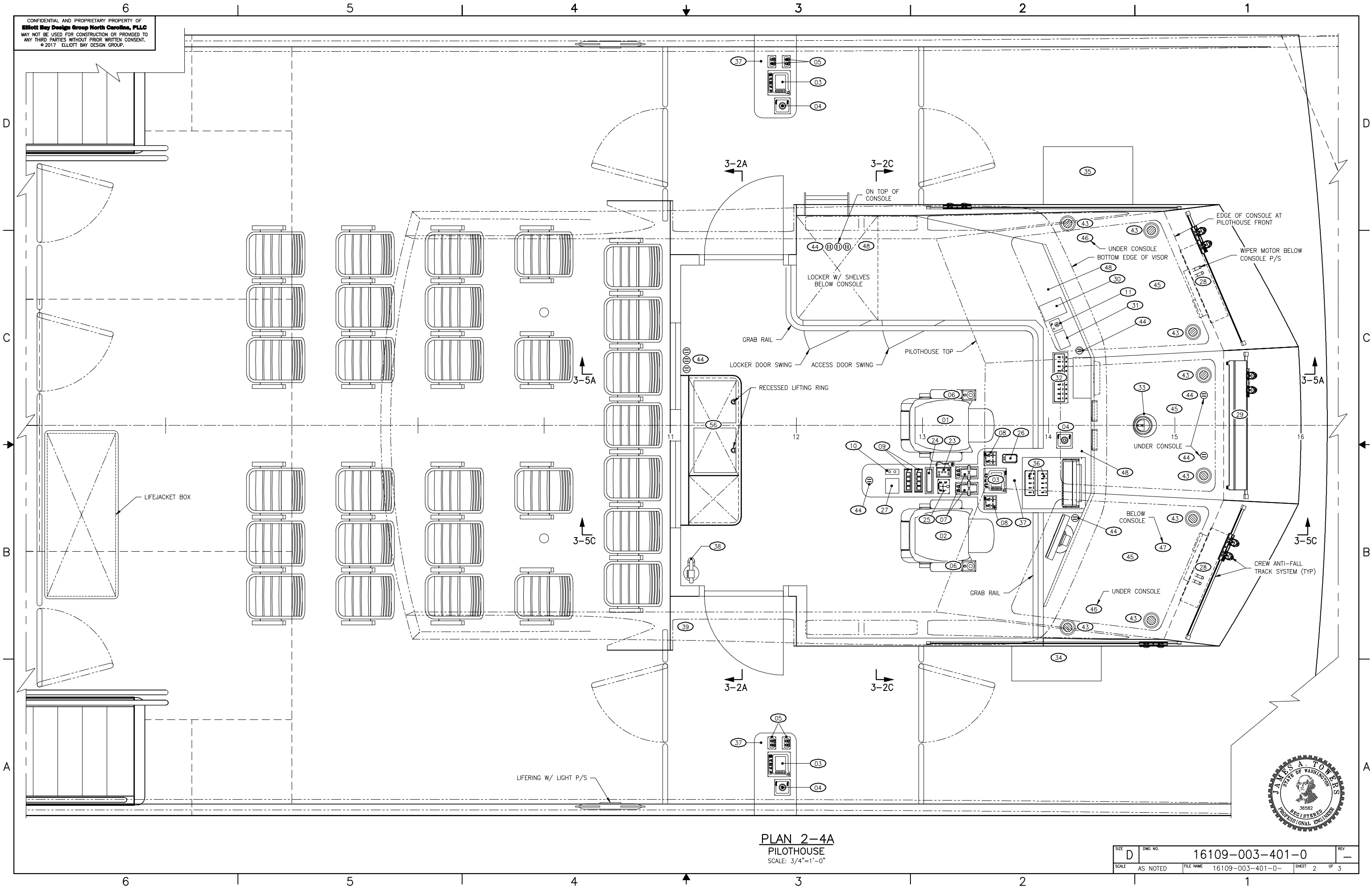
SIZE: D DWG NO.: 16109-003-401-0 REV: -

SCALE: AS NOTED FILE NAME: 16109-003-401-0- SHEET 1 OF 3


DWN: JXB MOD: CKD EMT APVD: JAT APVD DATE: 3/3/2017

3/2/2017 2:38:31 PM

CONFIDENTIAL AND PROPRIETARY PROPERTY OF
Elliott Bay Design Group North Carolina, PLLC
 MAY NOT BE USED FOR CONSTRUCTION OR PROVIDED TO
 ANY THIRD PARTIES WITHOUT PRIOR WRITTEN CONSENT.
 © 2017 ELLIOTT BAY DESIGN GROUP.



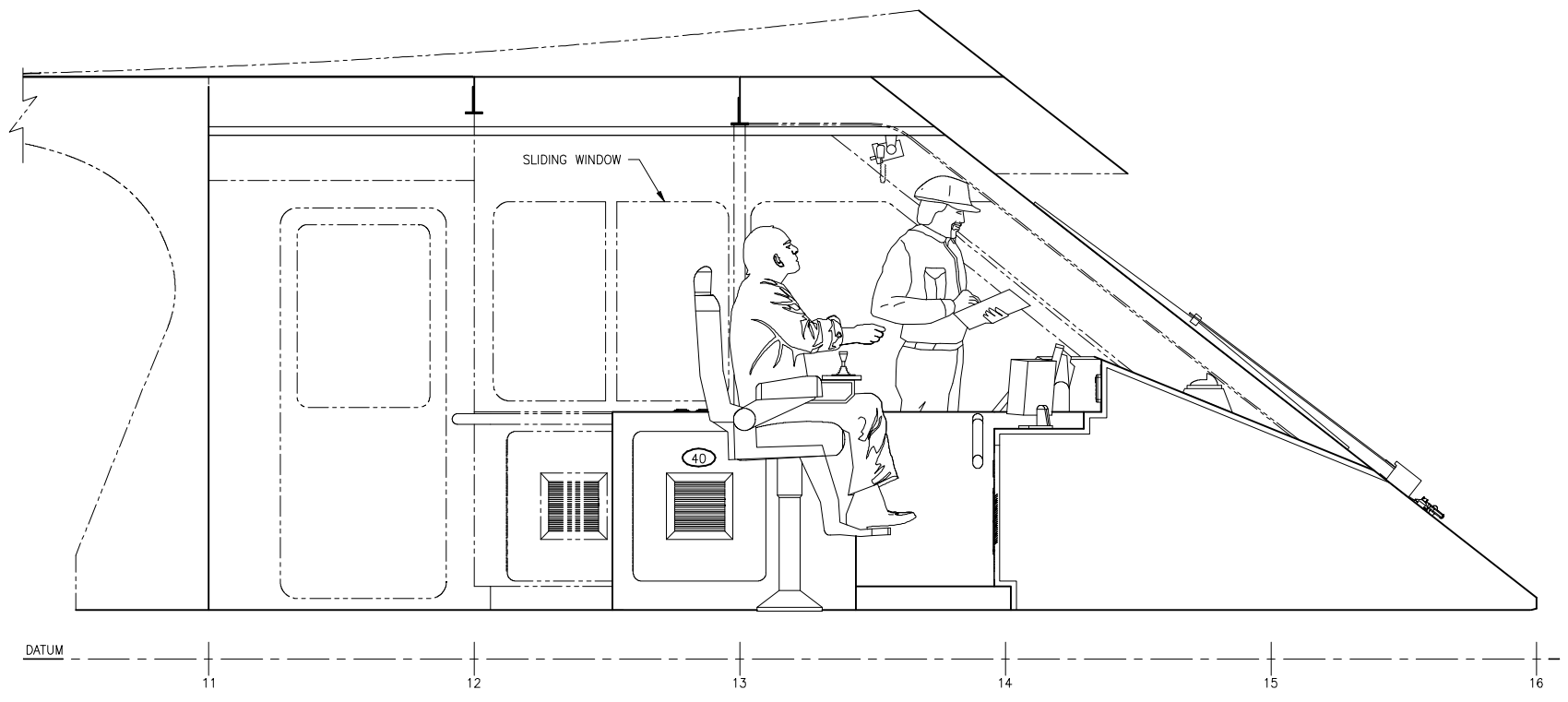
PLAN 2-4A
 PILOTHOUSE
 SCALE: 3/4"=1'-0"



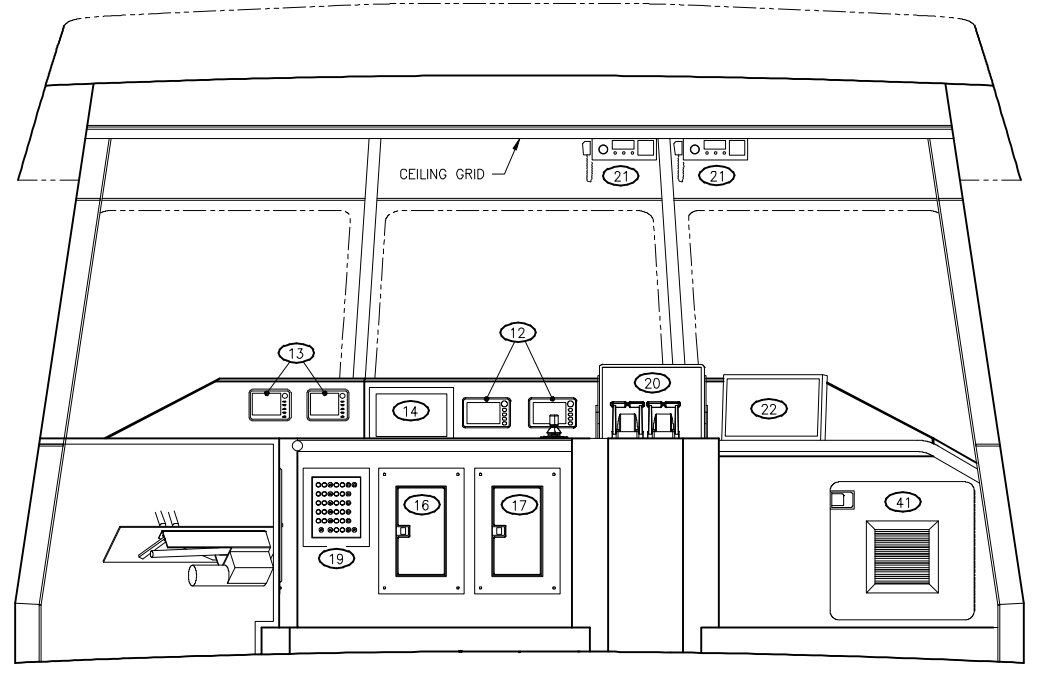
SIZE	D	DWG NO.	16109-003-401-0	REV	-
SCALE	AS NOTED	FILE NAME	16109-003-401-0-	SHEET	2 OF 3

3/2/2017 2:38:40 PM

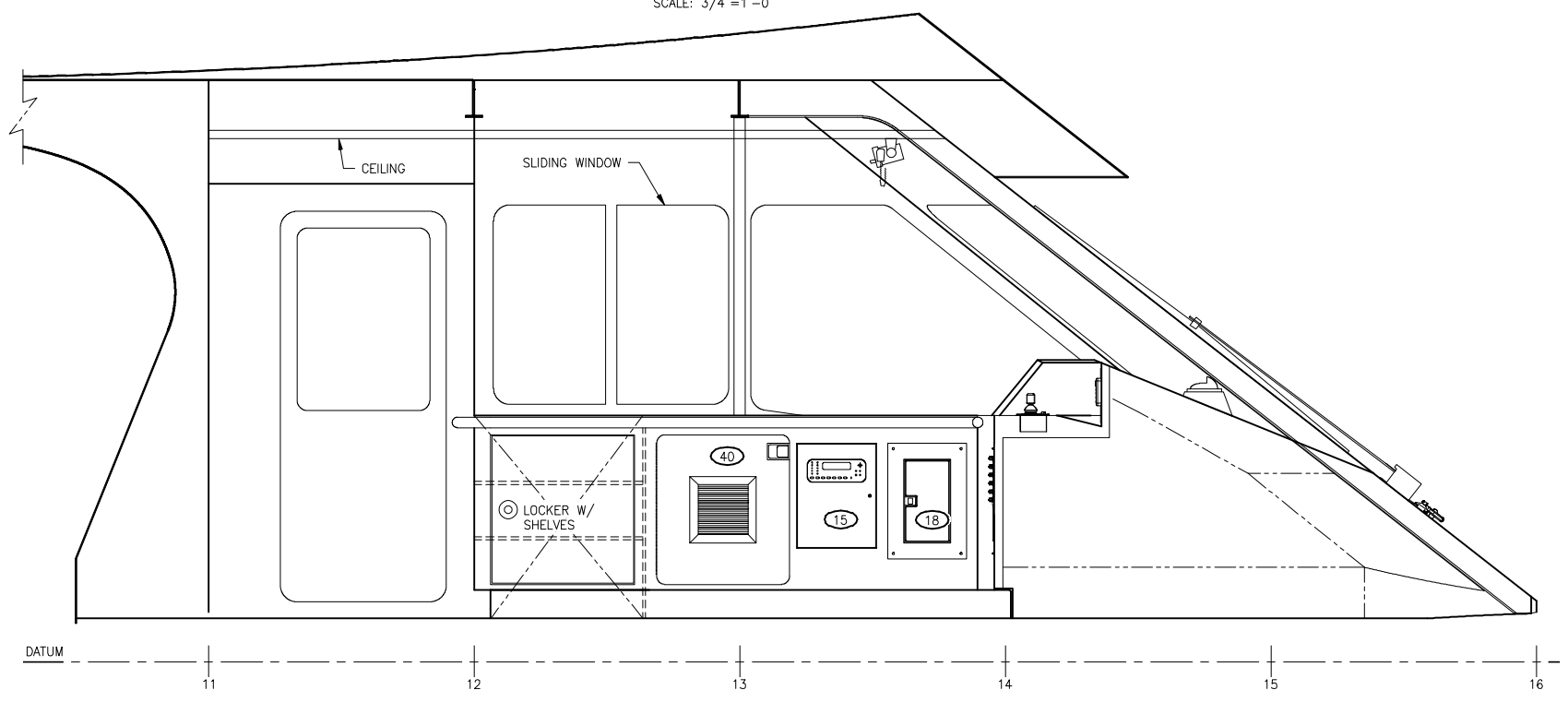
CONFIDENTIAL AND PROPRIETARY PROPERTY OF
Elliott Bay Design Group North Carolina, PLLC
 MAY NOT BE USED FOR CONSTRUCTION OR PROVIDED TO
 ANY THIRD PARTIES WITHOUT PRIOR WRITTEN CONSENT.
 © 2017 ELLIOTT BAY DESIGN GROUP.



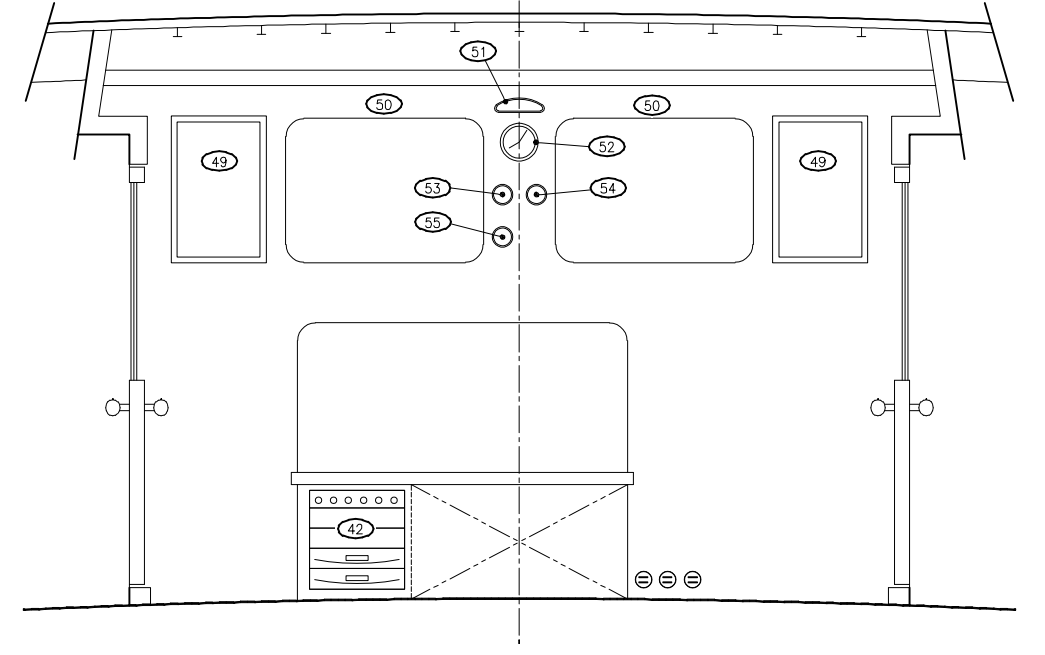
ELEVATION 3-5C
 PILOTHOUSE CONSOLE & EQUIPMENT
 LOOKING TO CL FROM STBD
 SCALE: 3/4"=1'-0"




SECTION 3-2C
 PILOTHOUSE FRONT
 LOOKING FWD AT CONSOLE
 STIDD CHAIRS HIDDEN FOR CLARITY
 SCALE: 3/4"=1'-0"



ELEVATION 3-5A
 PILOTHOUSE CONSOLE & EQUIPMENT
 LOOKING TO PORT FROM CL
 CAPTAINS CHAIR HIDDEN FOR CLARITY
 SCALE: 3/4"=1'-0"



SECTION 3-2A
 AFT PILOTHOUSE BHD
 LOOKING AFT TO FRAME 11
 SCALE: 3/4"=1'-0"



SIZE	DWG NO.	REV
D	16109-003-401-0	-
SCALE	FILE NAME	SHEET
AS NOTED	16109-003-401-0-	3 OF 3

3/2/2017 2:38:57 PM