


T.I.P.: R-2707C

CONTRACT: C203905

**STATE OF NORTH CAROLINA
DEPARTMENT OF TRANSPORTATION**

**SIGNING PLAN
CLEVELAND COUNTY**

**LOCATION: US 74 SHELBY BYPASS FROM EAST OF NC 226
TO EAST OF NC 150**

<small>TIP NO.</small> R-2707C	<small>SHEET NO.</small> SIGN-1
<small>DocuSigned by:</small> APPROVED: <u>Charles A. Johnson, III</u> <small>58A1565847F0446...</small>	
<small>DATE:</small> 2/17/2017	
	

ROADWAY STANDARD DRAWING

THE FOLLOWING ROADWAY STANDARDS AS APPEAR IN "ROADWAY STANDARD DRAWINGS" - PROJECT SERVICES UNIT - N.C. DEPARTMENT OF TRANSPORTATION - RALEIGH, N.C., DATED JANUARY 2012 ARE APPLICABLE TO THIS PROJECT AND BY REFERENCE HEREBY ARE CONSIDERED A PART OF THESE PLANS:

<u>STD. NO.</u>	<u>TITLE</u>
901.10	TYPE 'A' SIGNS
901.50	ARROWS AND SHIELDS
901.70	SIGN STRINGERS AND SUPPORT SPACING
901.80	SIGN MOUNTING DETAILS - FOR TYPE A AND TYPE B SIGNS
903.10	GROUND MOUNTED SIGN SUPPORTS (EXCEPT 1 OF 3 WHICH IS REPLACED WITH SIGN-2A AND 2 OF 3 WHICH IS REPLACED WITH SIGN-2B IN PLANS)
904.10	ORIENTATION OF GROUND MOUNTED SIGNS
904.50	MOUNTING OF TYPE 'D', 'E' AND 'F' SIGNS ON 'U' CHANNEL POSTS
1264.01	OBJECT MARKERS TYPES
1264.02	OBJECT MARKERS INSTALLATION

PAY ITEM NOTES

- 1 SIGN ERECTION, TYPE D, E, AND F
- 2 SIGN ERECTION, TYPE A (GROUND MOUNTED)
- 3 SIGN ERECTION, RELOCATE, TYPE D (GROUND MOUNTED)
- 4 DISPOSAL OF SIGN SYSTEM, U-CHANNEL
- 5 DISPOSAL OF SUPPORT, U-CHANNEL
- 6 OBJECT MARKERS (END OF ROAD)

SUMMARY OF QUANTITIES

ITEM NO.		ITEM DESCRIPTION	QUANTITY	UNIT
DESC. NO.	SECT. NO.			
4048000000	902	REINFORCED CONCRETE SIGN FOUNDATIONS	2	C.Y.
4060000000	903	SUPPORTS, BREAKAWAY STEEL BEAM	1227	LB.
4072000000	903	SUPPORTS, 3 LB STEEL U-CHANNEL	1918	L.F.
4096000000	904	SIGN ERECTION, TYPE D	4	EA.
4102000000	904	SIGN ERECTION, TYPE E	124	EA.
4108000000	904	SIGN ERECTION, TYPE F	21	EA.
4110000000	904	SIGN ERECTION, TYPE A (GROUND MOUNTED)	2	EA.
4116100000	904	SIGN ERECTION, RELOCATE, TYPE D (GROUND MOUNTED)	4	EA.
4155000000	907	DISPOSAL OF SIGN SYSTEM, U-CHANNEL	71	EA.
4192000000	907	DISPOSAL OF SUPPORT, U-CHANNEL	3	EA.
4915000000	1264	7' U-CHANNEL POSTS	24	EA.
4955000000	1264	OBJECT MARKERS (END OF ROAD)	24	EA.

GENERAL NOTES

- . SIGNS FURNISHED BY STATE.
- . RETAIN ALL EXISTING SIGNS UNLESS OTHERWISE NOTED.
- . ALL PROPOSED SIGNS SEE PAY ITEM NOTE 1 UNLESS OTHERWISE NOTED.
- . ALL TYPE 'D' SIGNS SHALL BE MOUNTED ON TWO U-CHANNEL POSTS UNLESS OTHERWISE INDICATED ON THE PLANS.
- . IF REMOVAL OR RELOCATION OF SIGNS ON PRIVATE STREET (NON-STATE MAINTAINED) IS REQUIRED DUE TO CONSTRUCTION, THE CONTRACTOR SHALL INFORM THE ENGINEER. THE WORK WILL BE COMPLETED BY OTHERS.
- . WHEN NOT STATIONED OR DIMENSIONED ON PLANS, ALL 'E' AND 'F' SIGNS SHALL BE FIELD LOCATED BY THE ENGINEER.
- . WHEN EXISTING SIGNS ARE REMOVED AND INSTALLED ON NEW SUPPORTS, THE RE-ERECTION SHALL IMMEDIATELY FOLLOW THE REMOVAL.
- . THE BACKGROUND FOR TYPE 'E' AND 'F' SIGNS SHALL BE TYPE C REFLECTIVE SHEETING UNLESS OTHERWISE.
- . DO NOT BEGIN FABRICATION FOR TYPES A & B SIGNS MOUNTED ON STEEL SUPPORTS UNTIL "S" DIMENSIONS HAVE BEEN FIELD VERIFIED.
- . SEE ROADWAY PLANS FOR GUARD/GUIDE RAIL DETAILS.


INDEX

<u>SHEET NO.</u>	<u>DESCRIPTION</u>
SIGN-1	TITLE SHEET
SIGN-1A	KEY SHEET
SIGN-2-2B	SUPPORT INFORMATION
SIGN-3-3D	SIGN DESIGNS, TYPE E SIGNS, AND F SIGNS
SIGN-4-16	SIGNING PLAN SHEETS

PLANS REVIEWED BY: N.C.D.O.T. SIGNING AND DELINEATION UNIT

KELVIN JORDAN SIGNING & DELINEATION REGIONAL ENGINEER


BOBBY NAVARRETE SIGNING & DELINEATION PROJECT DESIGN ENGINEER

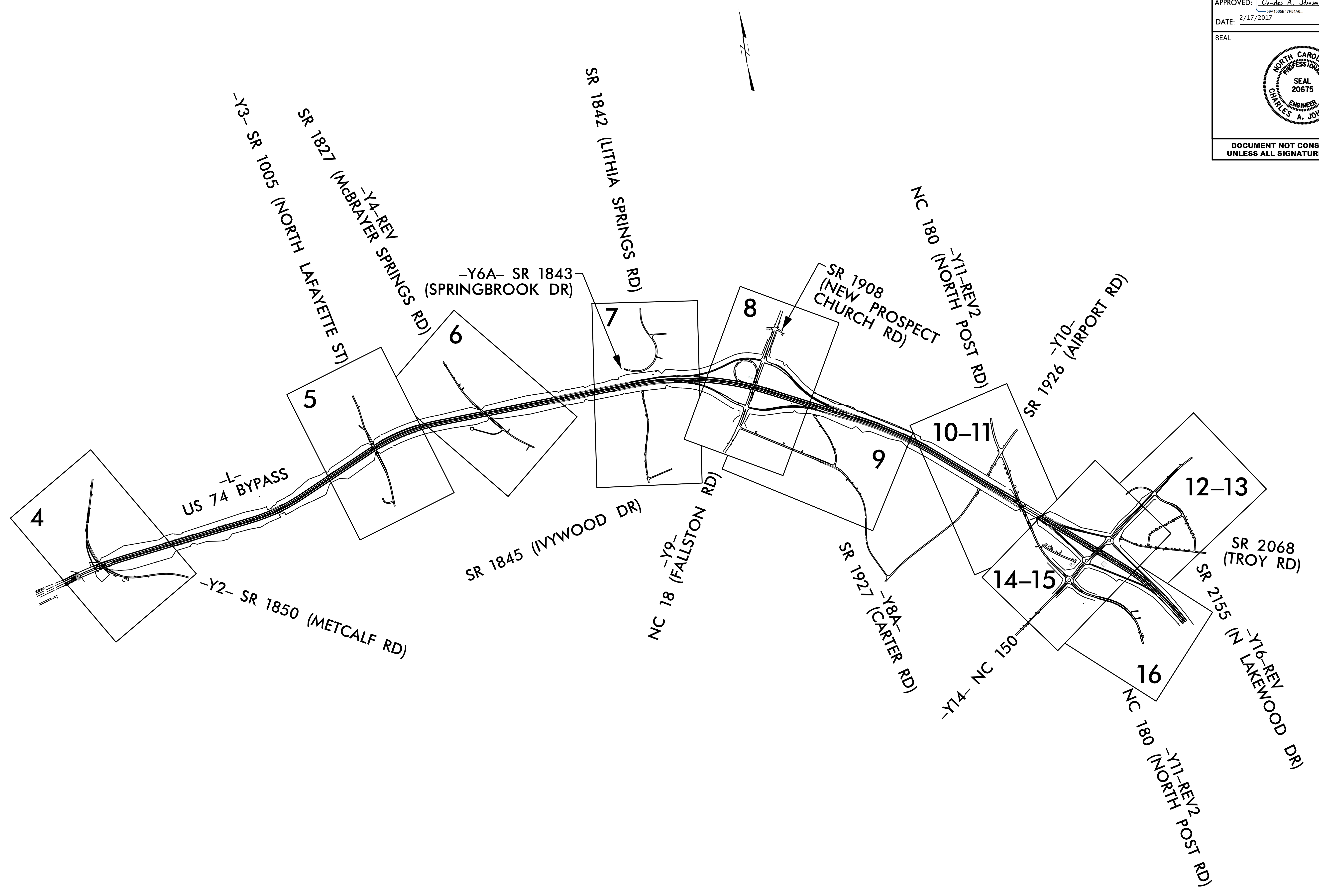


PLAN PREPARED BY:

HNTB
HNTB NORTH CAROLINA, P.C.
343 E. Six Forks Road, Suite 200
Raleigh, North Carolina 27609
NC License No: C-1554
(919) 546-8997

C.A. JOHNSON, III, PE SIGNING PROJECT ENGINEER
A.D. KLINKSIEK, PE, PTOE SIGNING DESIGN ENGINEER
T.R. TERRELL SIGNING DESIGN TECHNICIAN

TIP NO. R-2707C	SHEET NO. SIGN-1A
APPROVED: <u>Charles A. Johnson, III</u> <small>SOA156584775486</small>	
DATE: 2/17/2017	
SEAL	
	
DOCUMENT NOT CONSIDERED FINAL UNLESS ALL SIGNATURES COMPLETED	



TIP NO. R-2707C	SHEET NO. SIGN-2
APPROVED: <i>Charles A. Johnson, III</i> <small>SOA150504775446...</small>	
DATE: 2/17/2017	
DOCUMENT NOT CONSIDERED FINAL UNLESS ALL SIGNATURES COMPLETED	

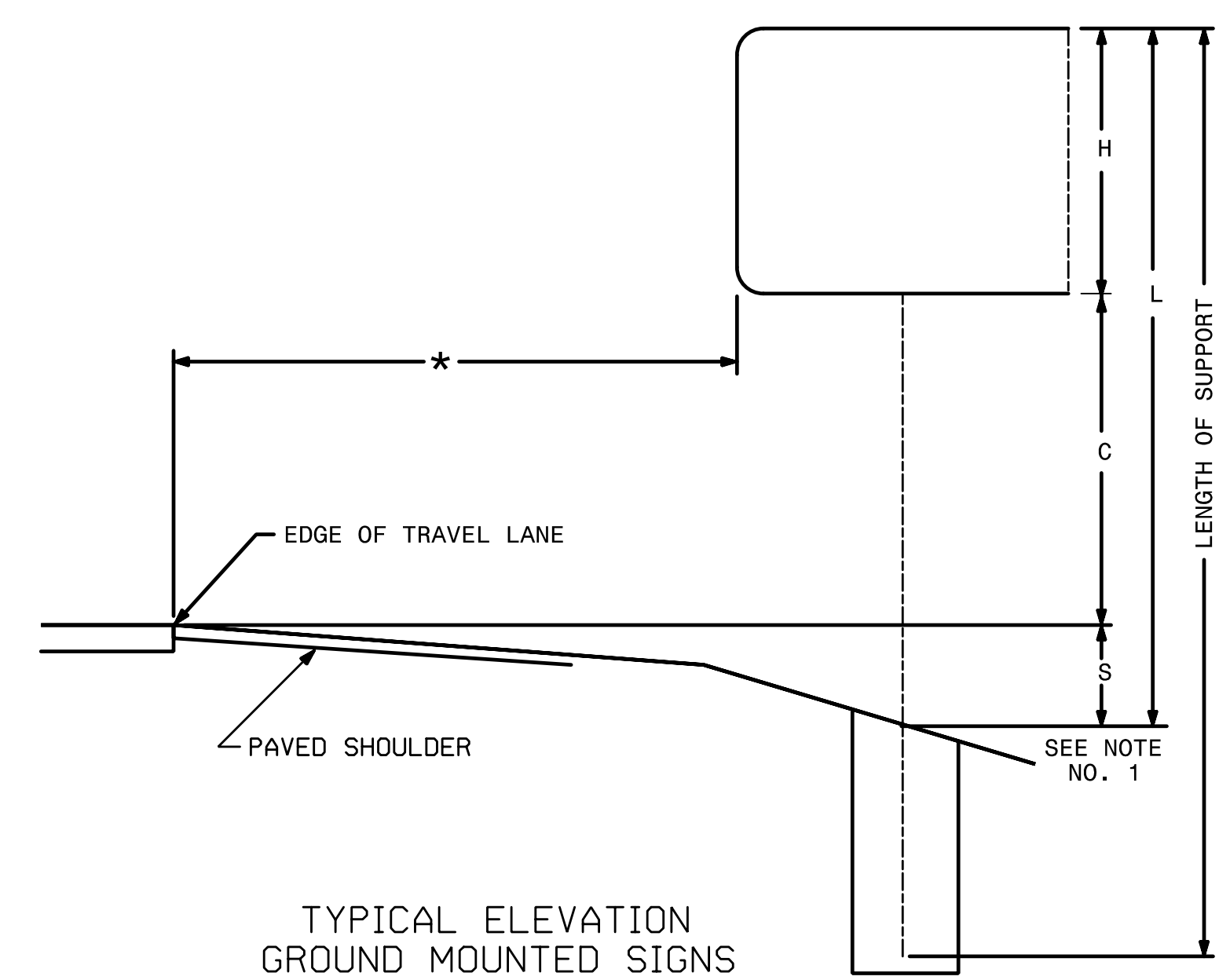
Version: 3.0 Posted: 9/14/2016

NUMBER	TYPE	SIGN SIZE (in.)			ROADWAY STATION	NUMBER OF SUPPORTS	BEAM SECTION	SUPPORT TYPE BA or S	OMNI COUPLER	ATTACHMENT METHOD	MOUNTING METHOD	HORIZONTAL CLEARANCE* (ft.)	SUPPORT SPACING	LENGTH (ft)			LEFT SUPPORT (ft)			CENTER SUPPORT (ft)			RIGHT SUPPORT (ft)			SUPPORT WEIGHTS		FOOTINGS				FIELD VERIFIED SEE NOTE 2 (mm/dd/yy)
		SNS HT	MTG HT	EMBED-MENT										S	L	LENGTH	S	L	LENGTH	S	L	LENGTH	B/A (lbs.)	SIMPLE (lbs.)	DIAMETER (ft.)	DEPTH (ft.)	REINFORCED (c.y.)	PLAIN (c.y.)				
		"H"	"C"																													
101	A	126	x	114	-Y14- 42+50	2	W6x12	BA	N/A	N/A	N/A	12.00	7.5 NON-STD. SPACING	9.50	7.00	3.5	0.96	17.46	20.96	0.00	0.00	0.00	2.83	19.33	22.83	603.48	0	1.5	4	0.52	0.00	
102	A	126	x	114	-Y14- 52+00 LT	2	W6x12	BA	N/A	N/A	N/A	12.00	7.5 NON-STD. SPACING	9.50	7.00	3.5	1.78	18.28	21.78	0.00	0.00	0.00	3.65	20.15	23.65	623.16	0	1.5	4	0.52	0.00	

TOTAL	TOTAL	TOTAL	TOTAL
1226.64	0.00	1.05	0.00
USE:	1227.00	0.00	2.00
		0.00	0.00

NOTES:

- DIMENSION "S" REPRESENTS AN INCREASE (+), OR A DECREASE (-) IN POLE LENGTH, RELATIVE TO THE ELEVATION OF THE EDGE OF PAVEMENT.
- FIELD VERIFICATIONS SHALL BE REQUIRED FOR ALL SUPPORTS, SEE (*) ARTICLE 903-3. FABRICATORS SHALL BE AISC CERTIFIED IN CATEGORY 1, SEE (*) ARTICLE 1072-1. (*) = N.C.D.O.T. STANDARD SPECIFICATIONS FOR ROADS AND STRUCTURES
- PLAN LOCATIONS FOR EXISTING UTILITIES ARE BASED ON THE BEST AVAILABLE INFORMATION AND, THEREFORE MAY NOT BE PRECISELY ACCURATE. THEREFORE, IT IS INCUMBENT UPON THE CONTRACTOR TO DETERMINE THE EXACT LOCATION OF UTILITIES BEFORE BEGINNING WORK IN A LOCATION.



TYPICAL ELEVATION
GROUND MOUNTED SIGNS

HNTB
 HNTB NORTH CAROLINA, P.C.
 343 E. Six Forks Road, Suite 200
 Raleigh, North Carolina 27609
 NC License No: C-1554
 (919) 546-8997

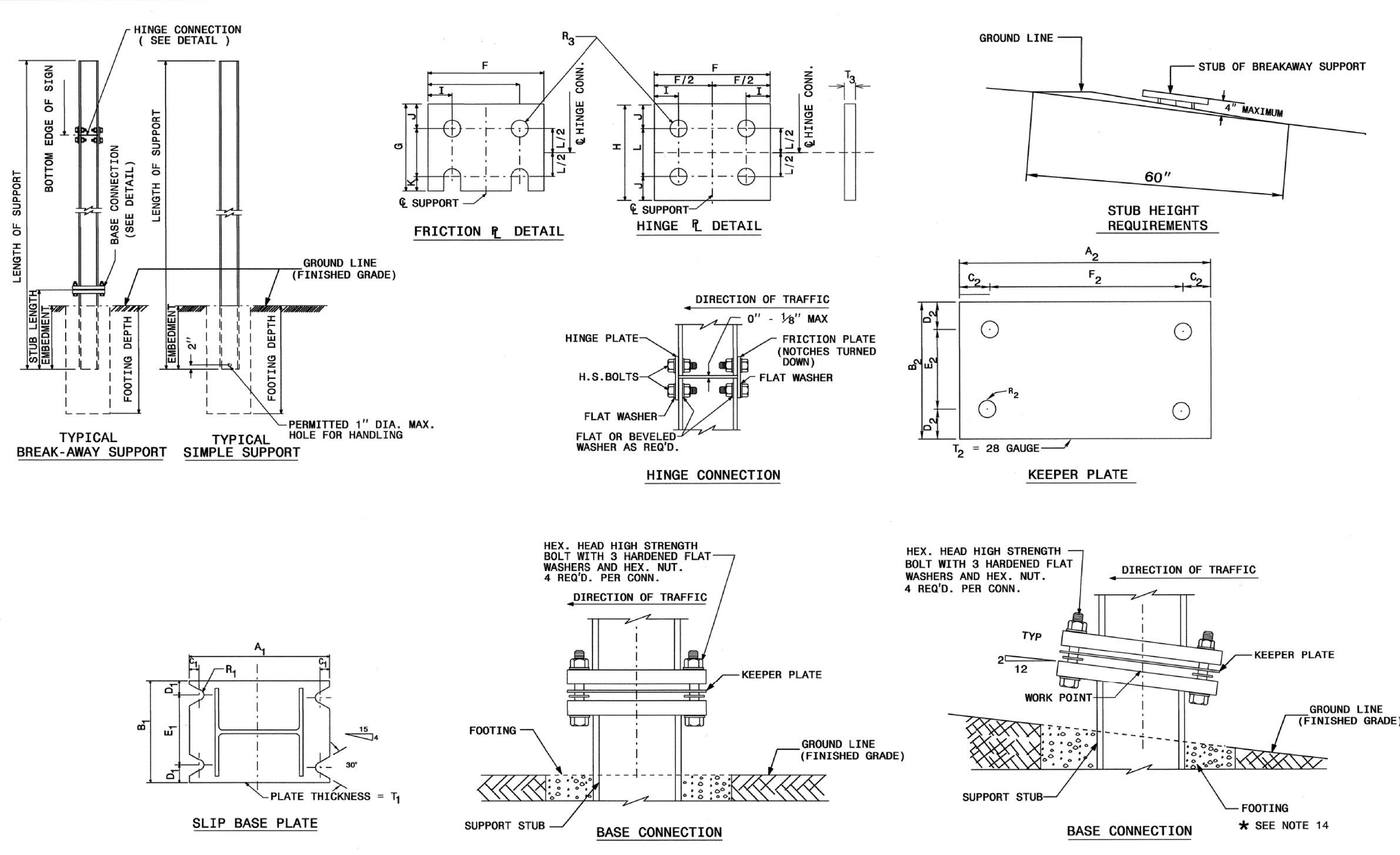
**TYPE 'A' AND TYPE 'B'
GROUND MOUNTED SIGNS**

26-JUL-2013 09:37 S:\3800\Standards and Drawings\Drawings\2012 Standard Dwg\Division 9 Fina\090310_sgn_sh01.gm support_1_RevISED_7-3-13.dgn
Stokes AT 126588

STATE OF NORTH CAROLINA
DEPT. OF TRANSPORTATION
DIVISION OF HIGHWAYS
RALEIGH, N.C.

ENGLISH STANDARD DRAWING FOR
GROUND MOUNTED SIGN SUPPORTS

SHEET 1 OF 3
903D10



SEE SHEET 2 OF 3 FOR
BASE CONNECTION DATA
HINGE CONNECTION DATA
& FOUNDATION DATA.
SEE SHEET 3 OF 3 FOR
GENERAL NOTES.

STATE OF NORTH CAROLINA
DEPT. OF TRANSPORTATION
DIVISION OF HIGHWAYS
RALEIGH, N.C.

ENGLISH STANDARD DRAWING FOR
GROUND MOUNTED SIGN SUPPORTS


SHEET 1 OF 3
903D10


TIP NO.	SHEET NO.
R-2707C	SIGN-2A
APPROVED:	<i>Charles A. Johnson, III</i>
DATE:	2/17/2017
SEAL	
APPROVED:	<i>RW King</i>
DATE:	7/26/13
SEAL	

TIP NO.	SHEET NO.
R-2707C	SIGN-2A
APPROVED:	<i>Charles A. Johnson, III</i>
DATE:	2/17/2017
SEAL	
APPROVED:	<i>RW King</i>
DATE:	7/26/13
SEAL	

**DOCUMENT NOT CONSIDERED FINAL
UNLESS ALL SIGNATURES COMPLETED**

**REVISED SIGNING
ROADWAY STANDARD DRAWING**

TIP NO. R-2707C	SHEET NO. SIGN-2B
APPROVED: <i>Charles A. Johnson, III</i>	
DATE: 2/17/2017	
SEAL	
	
DOCUMENT NOT CONSIDERED FINAL UNLESS ALL SIGNATURES COMPLETED	

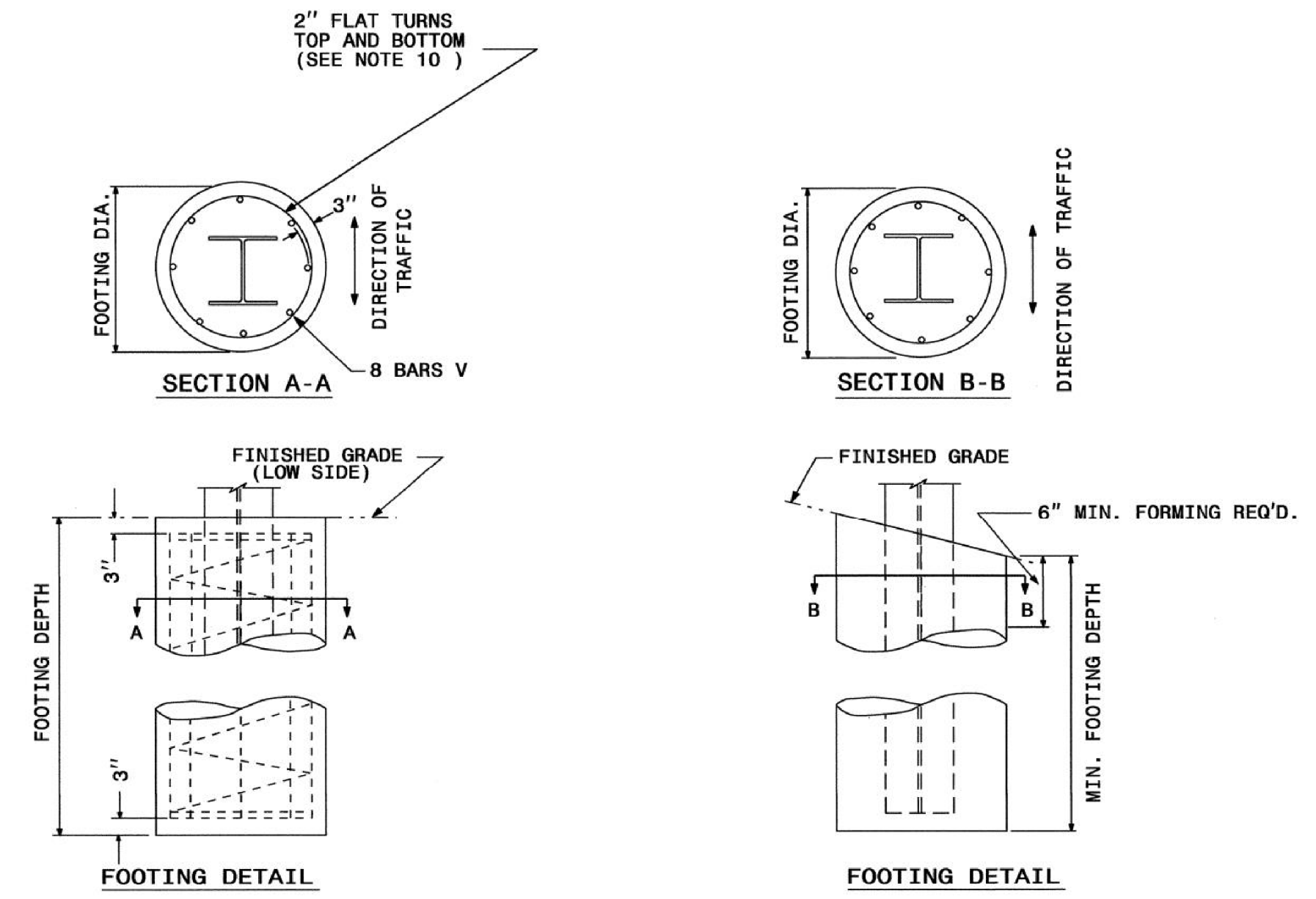
TIP NO.	SHEET NO.
APPROVED: <i>R. King</i>	
DATE: 7/26/13	
	

STATE OF NORTH CAROLINA
DEPT. OF TRANSPORTATION
DIVISION OF HIGHWAYS
RALEIGH, N.C.

ENGLISH DETAIL DRAWING FOR
GROUND MOUNTED SIGN SUPPORTS

SHEET 2 OF 3
903D10

BEAM SHAPE	BOLT SIZE	SLIP BASE PLATE DATA							KEEPER PLATE DATA							HINGE CONNECTION DATA										BREAK AWAY SUPPORT WEIGHT CONSTANT LBS.
		A ₁	B ₁	C ₁	D ₁	E ₁	T ₁	R ₁	A ₂	B ₂	C ₂	D ₂	E ₂	R ₂	T ₂	BOLT SIZE	F	G	H	I	J	K	L	R ₃	T ₃	
S3X5.7	1/2"DIA.X 3/4"	7"	4"	1"	3/4"	2 1/2"	1"	3/32"	7"	4"	1"	3/4"	2 1/2"	3/32"	28 GAUGE	1/2"DIA.X 1 3/4"	2 1/4"	3 1/2"	4"	1 1/2"	1"	1 1/2"	2"	3/32"	3/8"	18
S4X7.7	1/2"DIA.X 3/4"	8"	4"	1"	3/4"	2 1/2"	1"	3/32"	8"	4"	1"	3/4"	2 1/2"	3/32"	28 GAUGE	1/2"DIA.X 1 3/4"	2 5/8"	3 1/2"	4"	1 1/2"	1"	1 1/2"	2"	3/32"	3/8"	20
W6X9	1/2"DIA.X 3/4"	10"	5"	1"	3/4"	3 1/2"	1"	3/32"	10"	5"	1"	3/4"	3 1/2"	3/32"	28 GAUGE	1/2"DIA.X 1 3/4"	4"	3 1/2"	4"	3/4"	1"	1 1/2"	2"	3/32"	3/8"	32
W6X12	5/8"DIA.X 4"	11"	5"	1 1/4"	7/8"	3 1/4"	1 1/4"	1 1/32"	11"	5"	1 1/4"	7/8"	3 1/4"	1 1/32"	28 GAUGE	5/8"DIA.X 2"	4"	4"	4 1/2"	3/4"	1 1/8"	5/8"	2 1/4"	1 1/32"	3/8"	39
W6X16	5/8"DIA.X 4 1/2"	12"	6"	1 1/4"	7/8"	4 1/4"	1 1/2"	1 1/32"	12"	6"	1 1/4"	7/8"	4 1/4"	1 1/32"	28 GAUGE	5/8"DIA.X 2 1/4"	4"	4"	4 1/2"	3/4"	1 1/8"	5/8"	2 1/4"	1 1/32"	1/2"	47
W8X18	5/8"DIA.X 4 1/2"	13 1/2"	6 1/2"	1 1/4"	7/8"	4 3/4"	1 1/2"	1 1/32"	13 1/2"	6 1/2"	1 1/4"	7/8"	4 3/4"	1 1/32"	28 GAUGE	5/8"DIA.X 2 1/4"	5 1/4"	4"	4 1/2"	1"	1 1/8"	5/8"	2 1/4"	1 1/32"	1/2"	70
W8X21	3/4"DIA.X 4 1/2"	14"	7"	1 1/2"	1"	5"	1 1/2"	1 1/32"	14"	7"	1 1/2"	1"	5"	1 1/32"	28 GAUGE	3/4"DIA.X 2 1/2"	5 1/4"	6"	7"	1"	1 3/4"	3/4"	3 1/2"	1 1/32"	1/2"	73
W10X22	3/4"DIA.X 4 1/2"	16"	8"	1 1/2"	1"	6"	1 1/2"	1 1/32"	16"	8"	1 1/2"	1"	6"	1 1/32"	28 GAUGE	3/4"DIA.X 2 1/2"	5 3/4"	6"	7"	1"	1 3/4"	3/4"	3 1/2"	1 1/32"	1/2"	119
W10X26	3/4"DIA.X 5 1/2"	16 1/2"	8"	1 1/2"	1"	6"	1 3/4"	1 1/32"	16 1/2"	8"	1 1/2"	1"	6"	1 1/32"	28 GAUGE	3/4"DIA.X 2 3/4"	5 3/4"	6"	7"	1"	1 3/4"	3/4"	3 1/2"	1 1/32"	5/8"	140
W12X26	3/4"DIA.X 5 1/2"	18 1/2"	9"	1 1/2"	1"	7"	1 3/4"	1 1/32"	18 1/2"	9"	1 1/2"	1"	7"	1 1/32"	28 GAUGE	3/4"DIA.X 2 3/4"	6 1/2"	6"	7"	1"	1 3/4"	3/4"	3 1/2"	1 1/32"	5/8"	176
W14X30	1"DIA.X 6"	22"	9"	2"	1 1/2"	6"	2"	1 1/32"	22"	9"	2"	1 1/2"	6"	1 1/32"	28 GAUGE	1"DIA.X 3"	6 3/4"	7"	8"	1 1/4"	2"	1"	4"	1 1/32"	5/8"	205
W16X31	1"DIA.X 6"	24"	9"	2"	1 1/2"	6"	2"	1 1/32"	24"	9"	2"	1 1/2"	6"	1 1/32"	28 GAUGE	1"DIA.X 3"	5 1/2"	7"	8"	1 1/4"	2"	1"	4"	1 1/32"	3/4"	223
W18X35	1"DIA.X 6"	25"	9"	2"	1 1/2"	6"	2"	1 1/32"	25"	9"	2"	1 1/2"	6"	1 1/32"	28 GAUGE	1"DIA.X 3"	6"	7"	8"	1 1/4"	2"	1"	4"	1 1/32"	3/4"	243
W18X40	1"DIA.X 6 1/2"	26"	9"	2"	1 1/2"	6"	2 1/4"	1 1/32"	26"	9"	2"	1 1/2"	6"	1 1/32"	28 GAUGE	1"DIA.X 3 1/2"	6"	7"	8"	1 1/4"	2"	1"	4"	1 1/32"	7/8"	278
W21X44	1"DIA.X 7"	29"	9"	2"	1 1/2"	6"	2 1/2"	1 1/32"	29"	9"	2"	1 1/2"	6"	1 1/32"	28 GAUGE	1"DIA.X 3 1/2"	6 1/2"	7"	8"	1 1/4"	2"	1"	4"	1 1/32"	7/8"	310



FOUNDATION DATA *		
FOOTING DIAMETER	REINFORCEMENT	SPIRAL BAR
1'-6"	8 # 6 BARS	#3 BAR, 6" PITCH
2'	8 # 7 BARS	#3 BAR, 6" PITCH
2'-6"	8 # 9 BARS	#3 BAR, 6" PITCH
3'	8 # 11 BARS	#3 BAR, 6" PITCH
3'-6"	8 # 12 BARS	#3 BAR, 6" PITCH
4'	8 # 14 BARS	#3 BAR, 6" PITCH

* FOUNDATION DIMENSIONS ARE SHOWN IN PLANS

STATE OF NORTH CAROLINA
DEPT. OF TRANSPORTATION
DIVISION OF HIGHWAYS
RALEIGH, N.C.


ENGLISH DETAIL DRAWING FOR
GROUND MOUNTED SIGN SUPPORTS

SHEET 2 OF 3
903D10

**REVISED SIGNING
ROADWAY STANDARD DRAWING**

26-JUL-2013 09:50 S:\3\DU\Standards\Group NEW Standards and Drawings\Drawings\2012 Standard Dwg\0903D10_sgn_dht02.gm support-1_7-3-13.dgn

APPROVED: *Charles A. Johnson, III*
 DATE: 2/17/2017



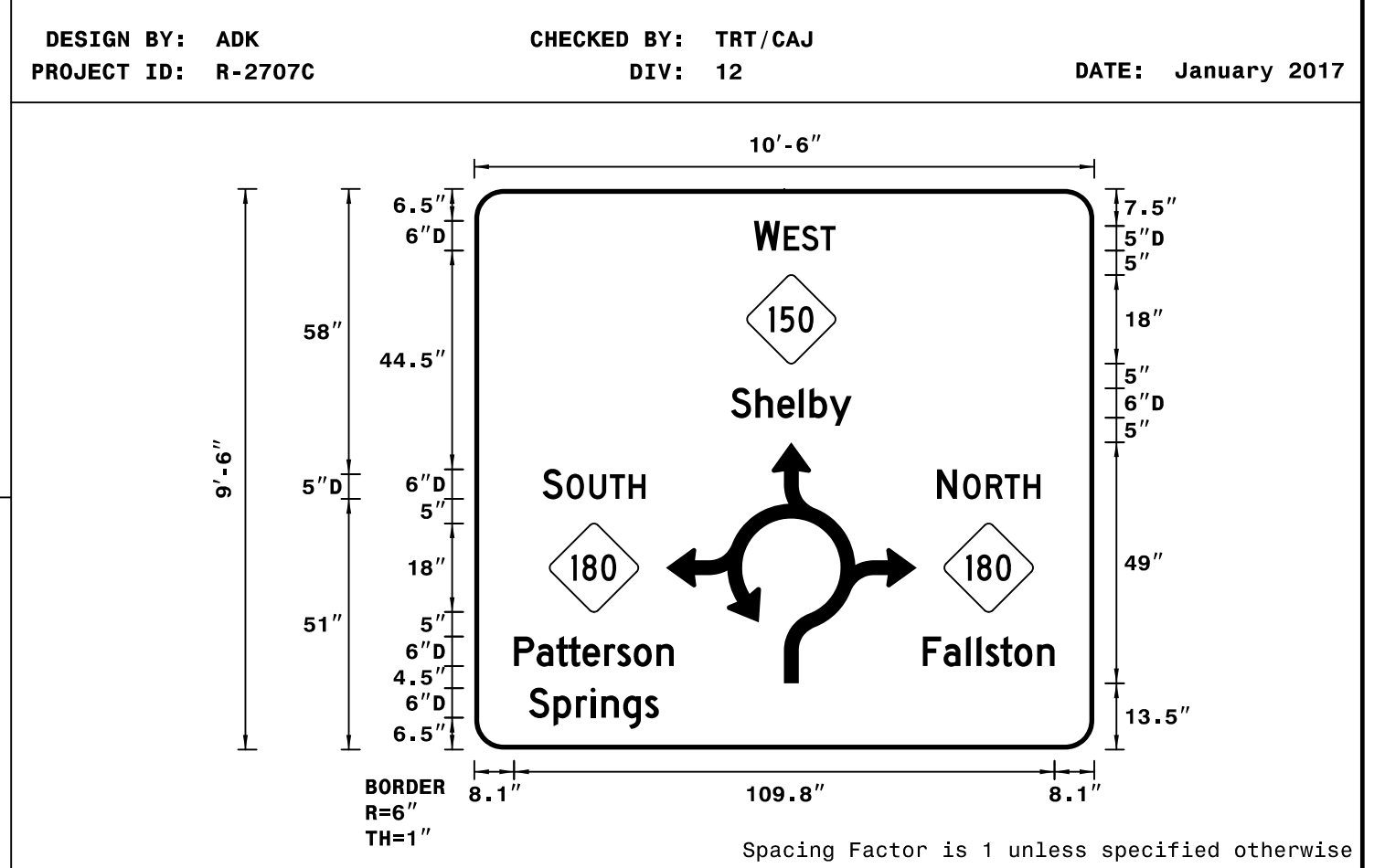
DOCUMENT NOT CONSIDERED FINAL UNLESS ALL SIGNATURES COMPLETED

SIGN NUMBER: 101
 TYPE: A
 QUANTITY: 1
 SIGN WIDTH: 10'-6"
 HEIGHT: 9'-6"
 TOTAL AREA: 99.8 Sq.Ft.
 BORDER TYPE: FLUSH
 RECESS: 0"
 WIDTH: 1"
 RADII: 6"
 NO. Z BARS: 3
 LENGTH: 118.0

BACKG COLOR: Green
 COPY COLOR: White

SYMBOL	X	Y	WID	HT
M1-5-3-24-7C	55.4	78.5	18	18
M1-5-3-24-7C	15.3	28	18	18
M1-5-3-24-7C	95.5	28	18	18
SHS D1-5 Arrow	38.9	13.5	51	49

MAT'L: 0.125" ALUMINUM



- NOTES:
- Legend, border, and arrows shall be direct applied Grade C reflective sheeting.
 - Shields shall be Grade C reflective sheeting on 0.032" aluminum and demountable.
 - Background shall be Grade C reflective sheeting.
 - See MUTCD SHS D1-5 for arrow design.

LETTER POSITIONS

Letter spacings are to start of next letter

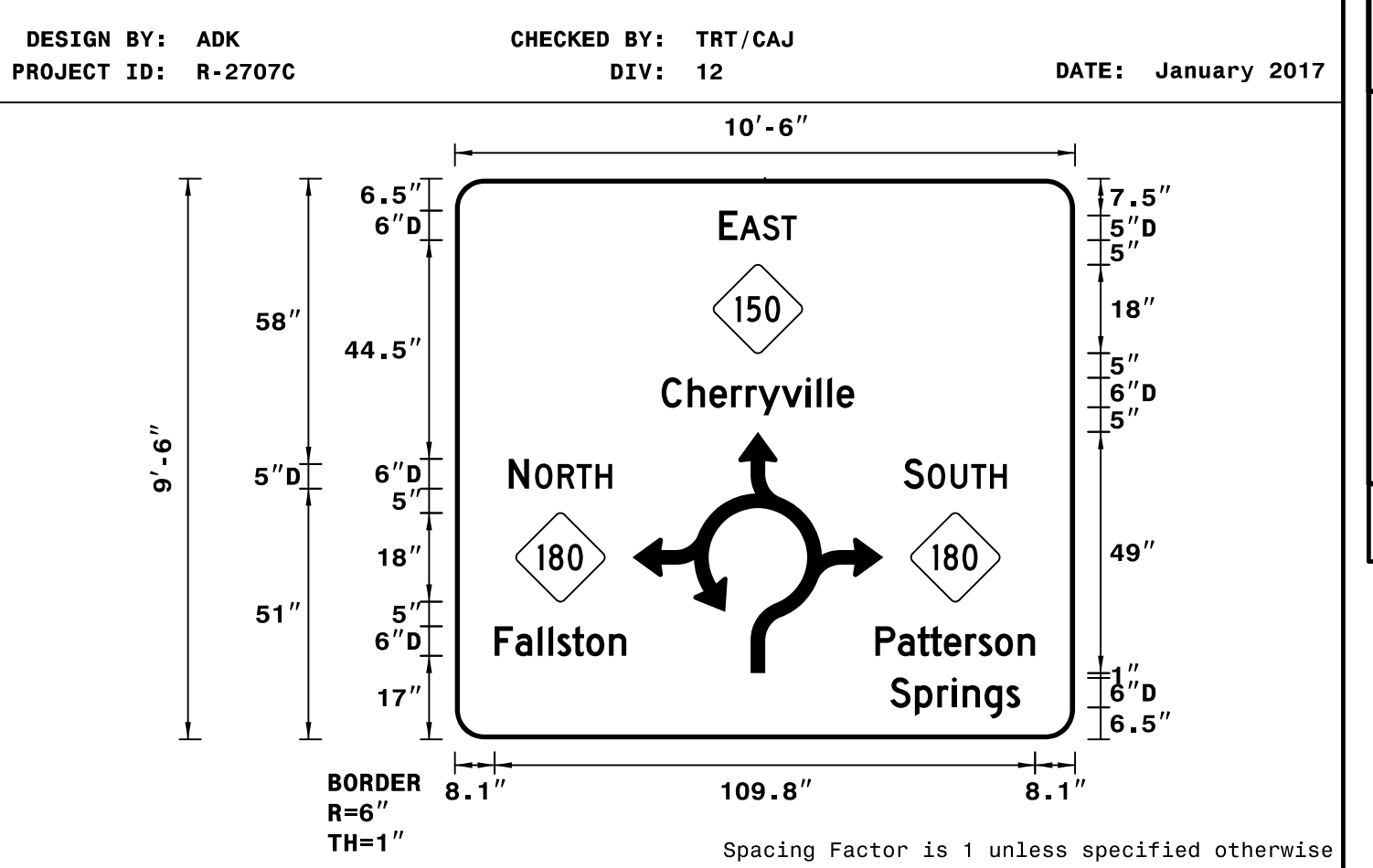
Series/Size	Text Length
D 2000	16.6
D 2000	24.5
D 2000	20.9
D 2000	21
D 2000	32.5
D 2000	26.8
D 2000	26.4

SIGN NUMBER: 102
 TYPE: A
 QUANTITY: 1
 SIGN WIDTH: 10'-6"
 HEIGHT: 9'-6"
 TOTAL AREA: 99.8 Sq.Ft.
 BORDER TYPE: FLUSH
 RECESS: 0"
 WIDTH: 1"
 RADII: 6"
 NO. Z BARS: 3
 LENGTH: 118.0

BACKG COLOR: Green
 COPY COLOR: White

SYMBOL	X	Y	WID	HT
M1-5-3-24-7C	52.6	78.5	18	18
M1-5-3-24-7C	12.5	28	18	18
M1-5-3-24-7C	92.7	28	18	18
SHS D1-5 Arrow	36.1	13.5	51	49

MAT'L: 0.125" ALUMINUM



- NOTES:
- Legend, border, and arrows shall be direct applied Grade C reflective sheeting.
 - Shields shall be Grade C reflective sheeting on 0.032" aluminum and demountable.
 - Background shall be Grade C reflective sheeting.
 - See MUTCD SHS D1-5 for arrow design.

LETTER POSITIONS

Letter spacings are to start of next letter

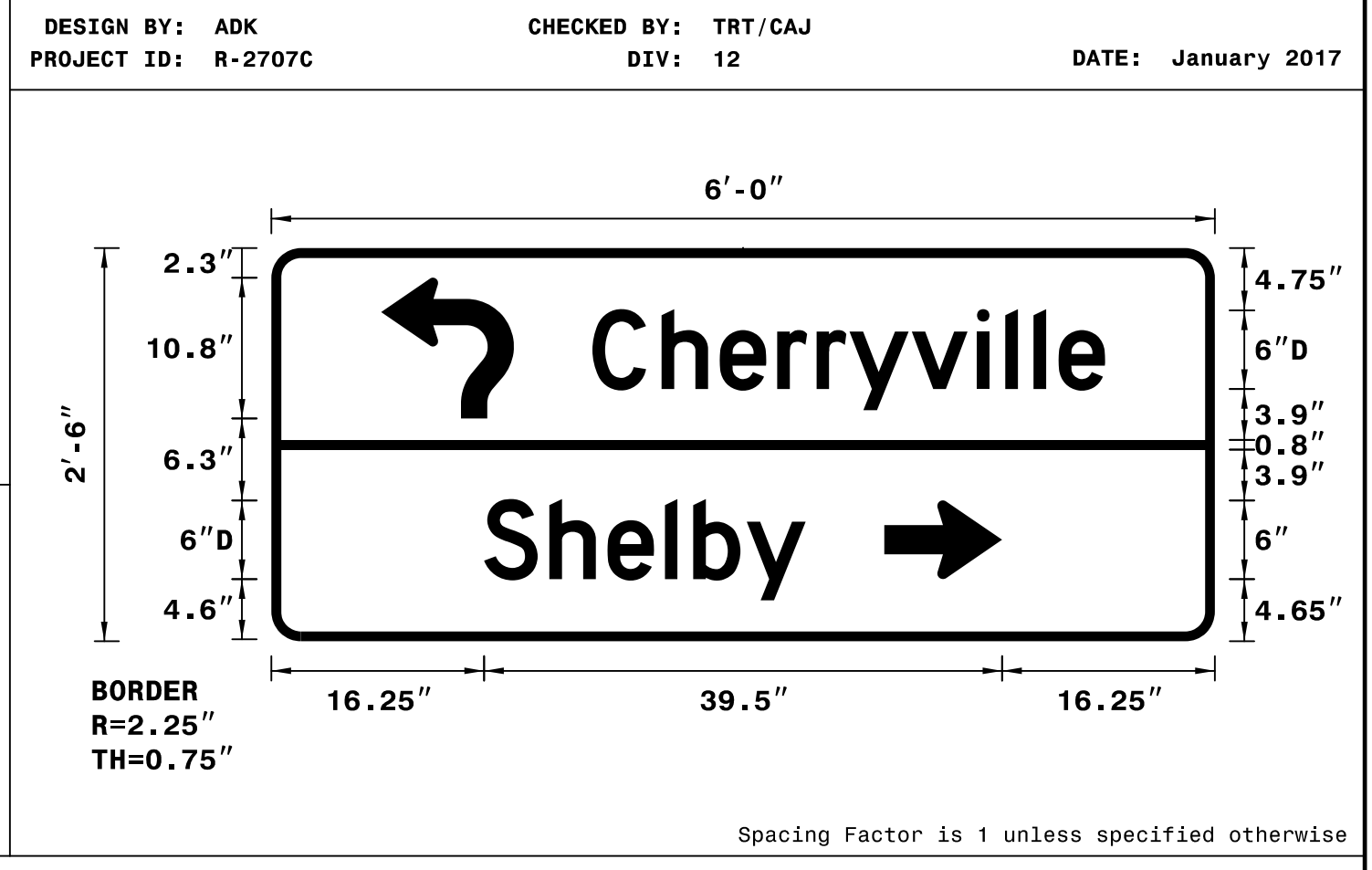
Series/Size	Text Length
D 2000	15.7
D 2000	39.1
D 2000	21
D 2000	20.9
D 2000	26.8
D 2000	26.4

SIGN NUMBER: 301
 TYPE: D
 QUANTITY: 1
 SIGN WIDTH: 6'-0"
 HEIGHT: 2'-6"
 TOTAL AREA: 15.0 Sq.Ft.
 BORDER TYPE: FLUSH
 RECESS: 0"
 WIDTH: 0.75"
 RADII: 2.25"
 NO. Z BARS: N/A
 LENGTH: N/A

BACKG COLOR: Green / Green
 COPY COLOR: White

SYMBOL	X	Y	WID	HT
Fishhook Left	8.4	17	10.1	10.8
AR_Type D	46.8	4.7	6	9

MAT'L: 0.125" ALUMINUM



- NOTES:
- Legend and border shall be direct applied Grade C reflective sheeting.
 - Background shall be Grade C reflective sheeting.
 - See MUTCD SHS D1-2d for arrow design.

LETTER POSITIONS

Letter spacings are to start of next letter

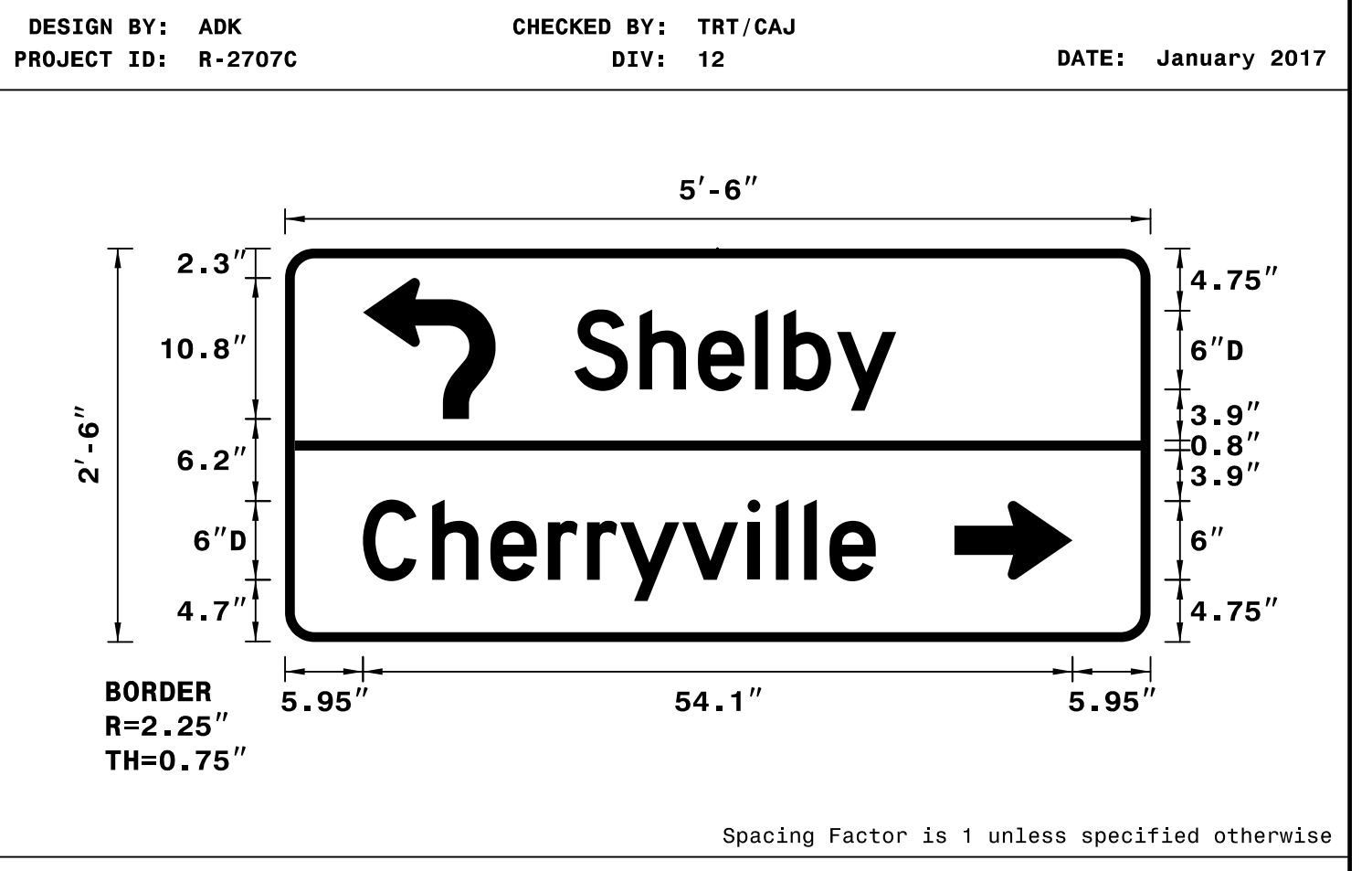
Series/Size	Text Length
D 2000	39.1
D 2000	24.5

SIGN NUMBER: 302
 TYPE: D
 QUANTITY: 1
 SIGN WIDTH: 5'-6"
 HEIGHT: 2'-6"
 TOTAL AREA: 13.8 Sq.Ft.
 BORDER TYPE: FLUSH
 RECESS: 0"
 WIDTH: 0.75"
 RADII: 2.25"
 NO. Z BARS: N/A
 LENGTH: N/A

BACKG COLOR: Green / Green
 COPY COLOR: White

SYMBOL	X	Y	WID	HT
Fishhook Left	5.9	17	10.1	10.8
AR_Type D	51.1	4.8	6	9

MAT'L: 0.125" ALUMINUM




- NOTES:
- Legend and border shall be direct applied Grade C reflective sheeting.
 - Background shall be Grade C reflective sheeting.
 - See MUTCD SHS D1-2d for arrow design.

LETTER POSITIONS

Letter spacings are to start of next letter

Series/Size	Text Length
D 2000	24.5
D 2000	39.1

APPROVED: Charles A. Johnson, III
584195584775448
 DATE: 2/17/2017



DOCUMENT NOT CONSIDERED FINAL
 UNLESS ALL SIGNATURES COMPLETED

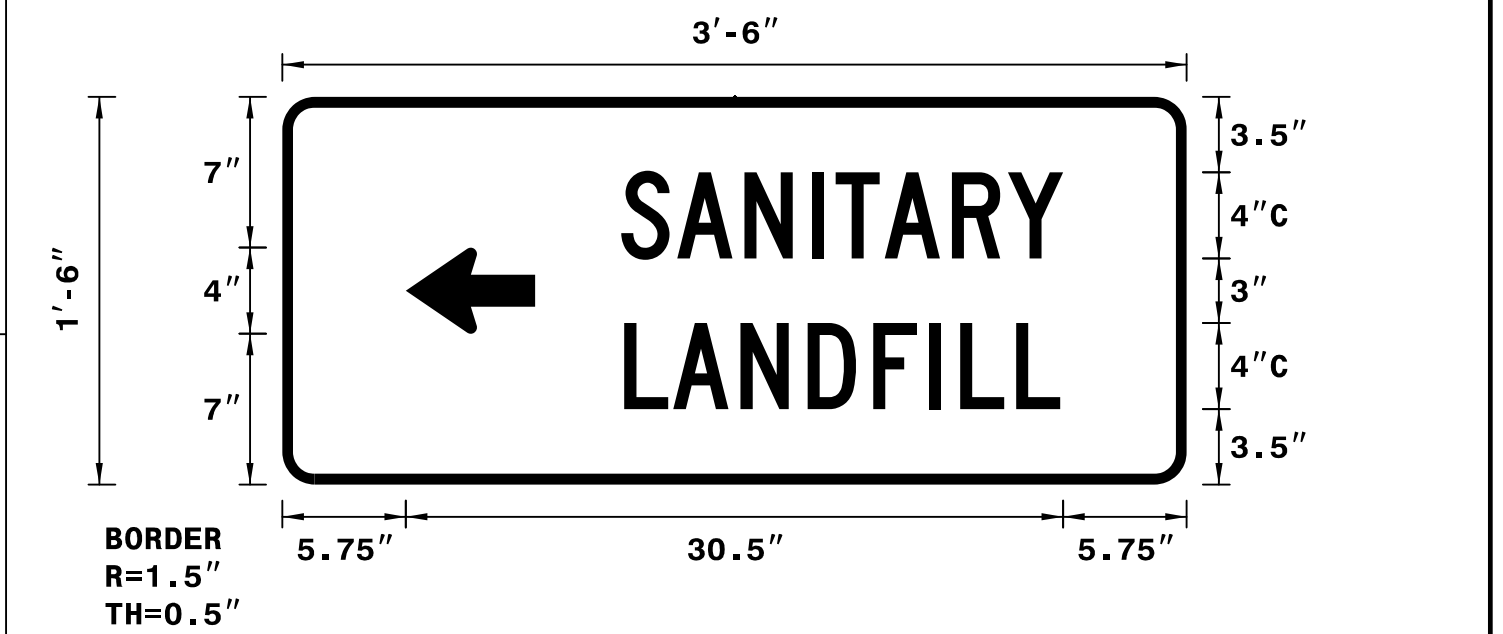
SIGN NUMBER: 303
 TYPE: D
 QUANTITY: 1
 SIGN WIDTH: 3'-6"
 HEIGHT: 1'-6"
 TOTAL AREA: 5.3 Sq.Ft.
 BORDER TYPE: FLUSH
 RECESS: 0"
 WIDTH: 0.5"
 RADII: 1.5"
 NO. Z BARS: N/A
 LENGTH: N/A

BACKG COLOR: Green
 COPY COLOR: White

SYMBOL	X	Y	WID	HT
ARUP	5.7	7	4	6

MAT'L: 0.125" ALUMINUM

DESIGN BY: TRT
 PROJECT ID: R-2707C
 CHECKED BY: ADK/CAJ
 DIV: 12
 DATE: January 2017



Spacing Factor is 1 unless specified otherwise

NOTES:
 1. Legend and border shall be direct applied Grade C reflective sheeting.
 2. Background shall be Grade C reflective sheeting.

LETTER POSITIONS

Letter spacings are to start of next letter													Series/Size
													Text Length
S	A	N	I	T	A	R	Y						C 2000
15.7	2.6	3.1	3.1	1.1	2.3	3.1	2.6	2.6	5.7				20.5
L	A	N	D	F	I	L	L						C 2000
15.9	2.3	3.1	3.1	3	2.6	1.4	2.6	2	5.9				20.2

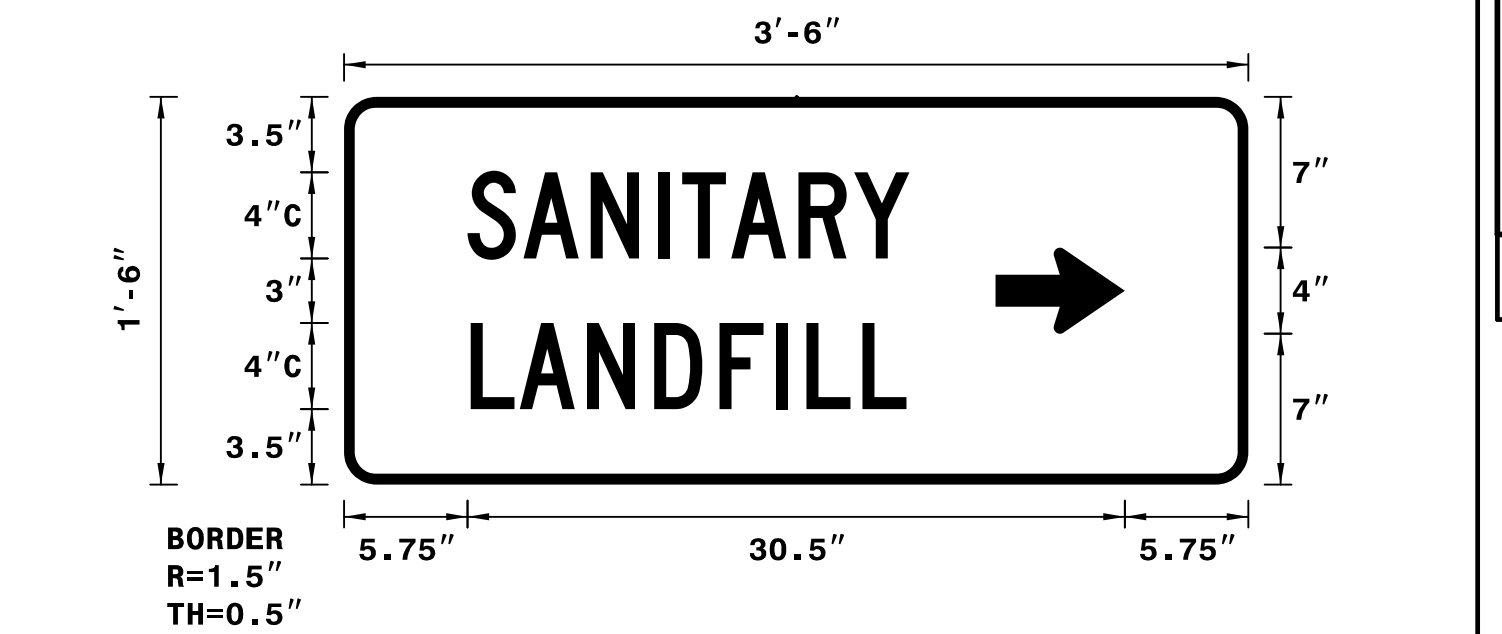
SIGN NUMBER: 304
 TYPE: D
 QUANTITY: 1
 SIGN WIDTH: 3'-6"
 HEIGHT: 1'-6"
 TOTAL AREA: 5.3 Sq.Ft.
 BORDER TYPE: FLUSH
 RECESS: 0"
 WIDTH: 0.5"
 RADII: 1.5"
 NO. Z BARS: N/A
 LENGTH: N/A

BACKG COLOR: Green
 COPY COLOR: White

SYMBOL	X	Y	WID	HT
ARUP	30.3	7	4	6

MAT'L: 0.125" ALUMINUM

DESIGN BY: TRT
 PROJECT ID: R-2707C
 CHECKED BY: ADK/CAJ
 DIV: 12
 DATE: January 2017



Spacing Factor is 1 unless specified otherwise

NOTES:
 1. Legend and border shall be direct applied Grade C reflective sheeting.
 2. Background shall be Grade C reflective sheeting.

LETTER POSITIONS

Letter spacings are to start of next letter													Series/Size
													Text Length
S	A	N	I	T	A	R	Y						C 2000
5.7	2.6	3.1	3.1	1.1	2.3	3.1	2.6	2.6	15.7				20.5
L	A	N	D	F	I	L	L						C 2000
5.9	2.3	3.1	3.1	3	2.6	1.4	2.6	2	15.9				20.2

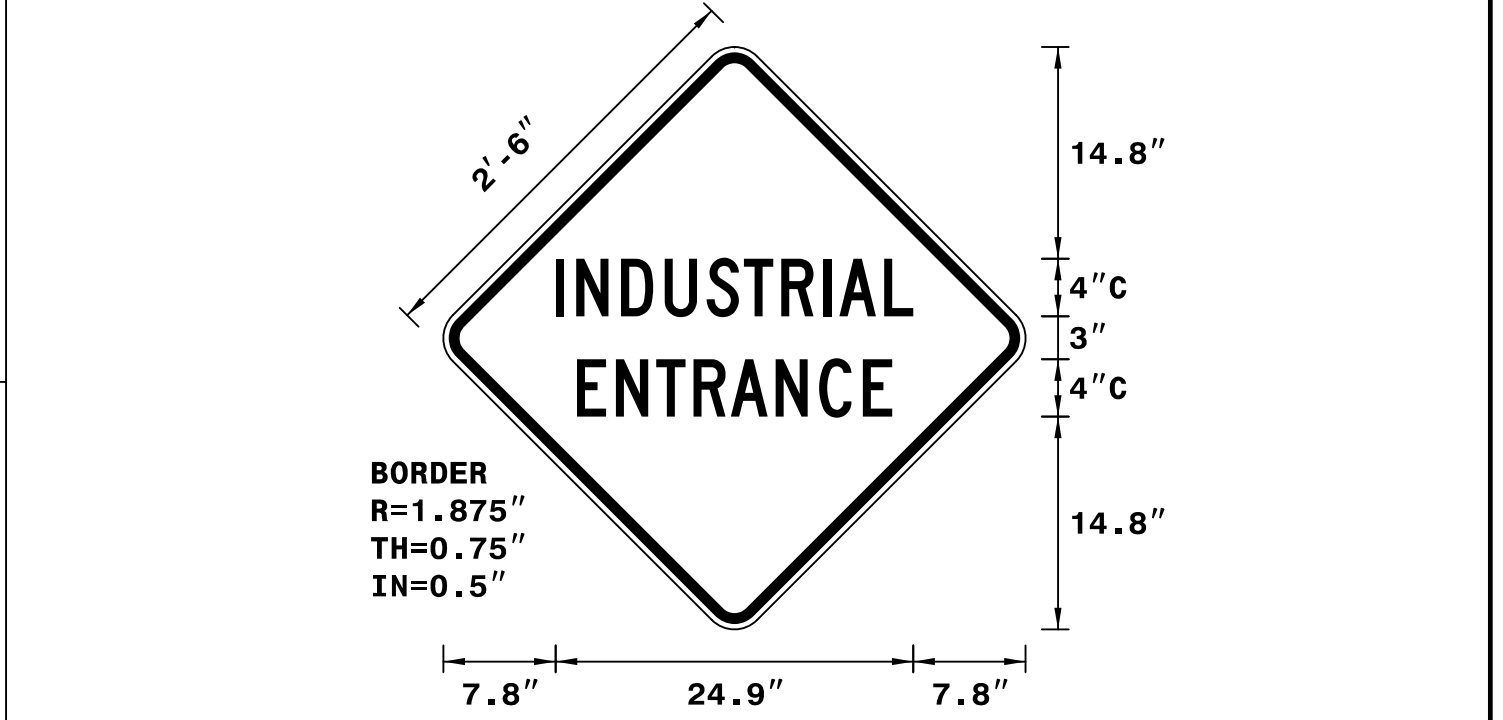
SIGN NUMBER: 402
 TYPE: E
 QUANTITY: 2
 SIGN WIDTH: 2'-6"
 HEIGHT: 2'-6"
 TOTAL AREA: 6.25 Sq.Ft.
 BORDER TYPE: RECESSED
 RECESS: 0.5"
 WIDTH: 0.75"
 RADII: 1.875"
 NO. Z BARS: N/A
 LENGTH: N/A

BACKG COLOR: Yellow
 COPY COLOR: Black

SYMBOL	X	Y	WID	HT

MAT'L: 0.063" ALUMINUM

DESIGN BY: ADK
 PROJECT ID: R-2707C
 CHECKED BY: TRT/CAJ
 DIV: 12
 DATE: January 2017



Spacing Factor is 1 unless specified otherwise

NOTES:
 1. Legend and border shall be direct applied non-reflective sheeting.
 2. Background shall be Grade C reflective sheeting.

LETTER POSITIONS

Letter spacings are to start of next letter													Series/Size
													Text Length
I	N	D	U	S	T	R	I	A	L				C 2000
7.8	1.4	3.1	3	2.9	2.6	2.6	2.9	1.1	3.1	2	7.8		24.9
E	N	T	R	A	N	C	E						C 2000
9.3	2.7	2.8	2.6	2.6	3.1	3	3	2	9.3				22

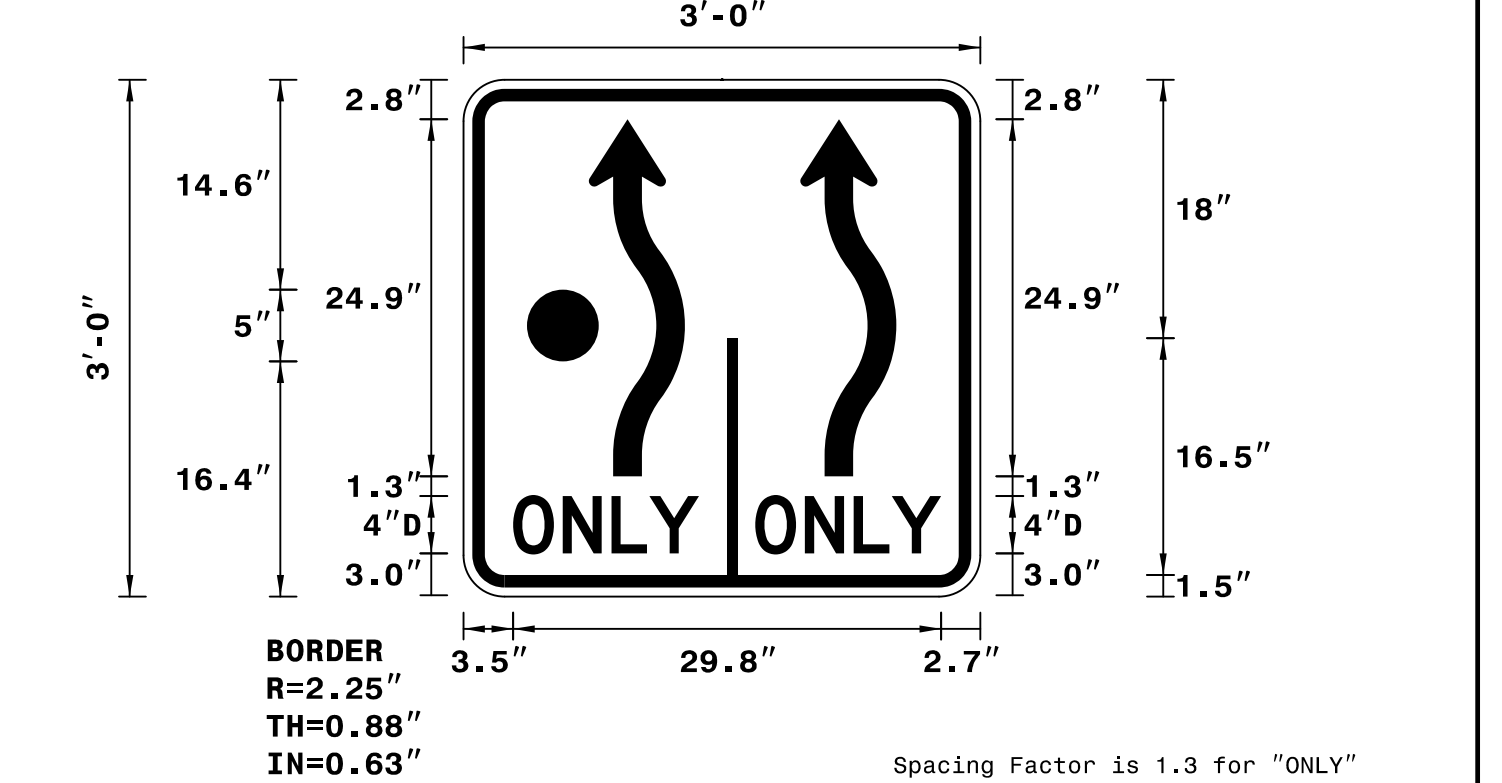
SIGN NUMBER: 424
 TYPE: E
 QUANTITY: 2
 SIGN WIDTH: 3'-0"
 HEIGHT: 3'-0"
 TOTAL AREA: 9.0 Sq.Ft.
 BORDER TYPE: RECESSED
 RECESS: 0.63"
 WIDTH: 0.88"
 RADII: 2.25"
 NO. Z BARS: N/A
 LENGTH: N/A

BACKG COLOR: White
 COPY COLOR: Black

SYMBOL	X	Y	WID	HT
R3-8 2.5in CIR	4.4	16.4	5	5
R3-8 TH ONLY	8.7	8.4	6.7	24.9
R3-8 TH ONLY	23.5	8.4	6.7	24.9

MAT'L: 0.080" ALUMINUM

DESIGN BY: ADK
 PROJECT ID: R-2707C
 CHECKED BY: TRT/CAJ
 DIV: 12
 DATE: January 2017





Spacing Factor is 1.3 for "ONLY"

NOTES:
 1. Legend and border shall be direct applied non-reflective sheeting.
 2. Background shall be Grade C reflective sheeting.
 3. See MUTCD SHS R3-8 Sheet 6 of 7 for arrow design.

LETTER POSITIONS

Letter spacings are to start of next letter													Series/Size
													Text Length
O	N	L	Y										D 2000
3.5	3.5	3.4	2.6	3.4	19.6								12.9
O	N	L	Y										D 2000
20.3	3.5	3.4	2.6	3.4	2.7								12.9

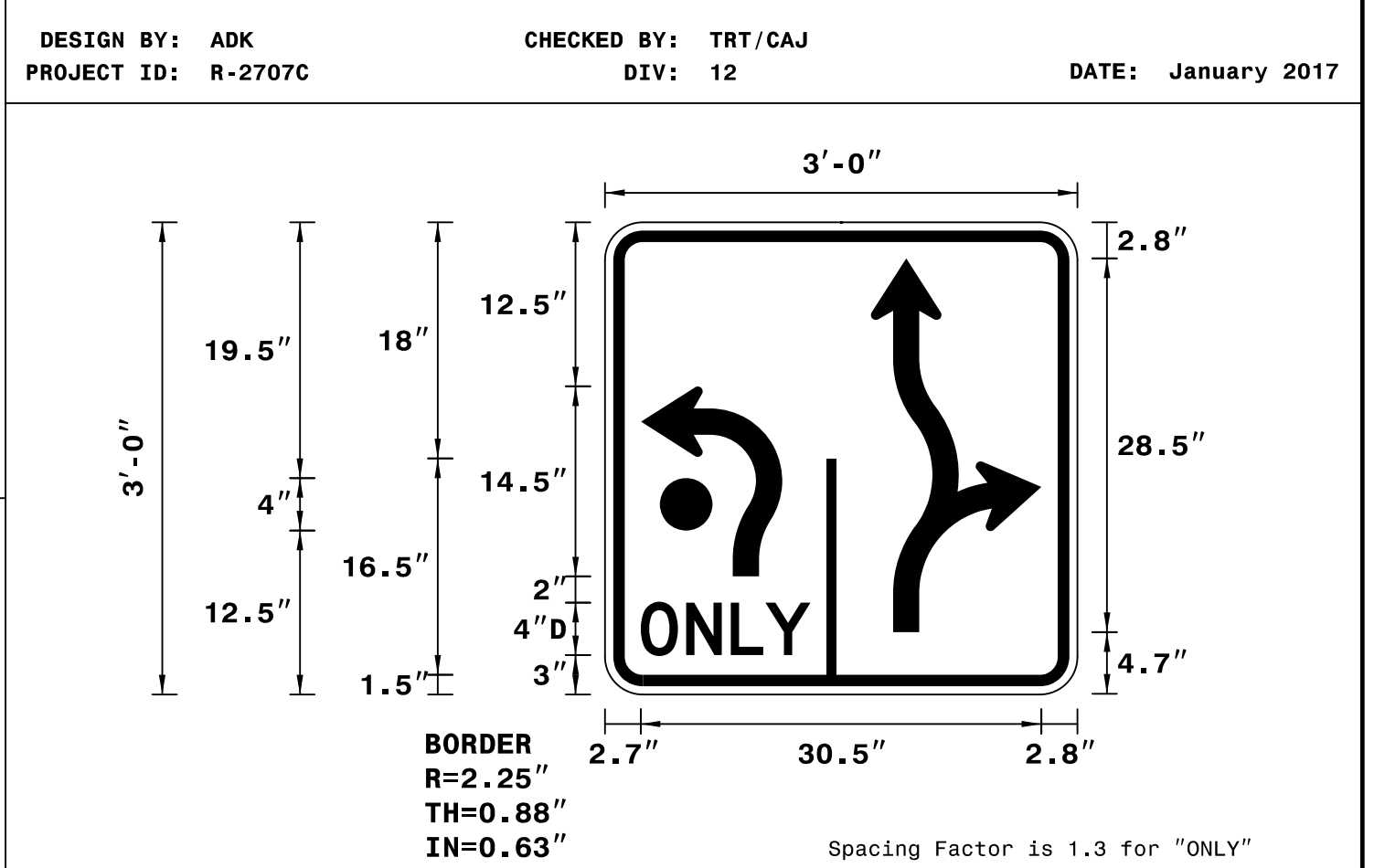
TIP NO. R-2707C	SHEET NO. SIGN-3B
APPROVED:  <small>DocuSigned by: Charles A. Johnson, III 59A1565B47F544E</small>	
DATE: 2/17/2017	
SEAL	
	
DOCUMENT NOT CONSIDERED FINAL UNLESS ALL SIGNATURES COMPLETED	

SIGN NUMBER: 425 BACKG COLOR: White
 TYPE: E COPY COLOR: Black
 QUANTITY: 1

SYMBOL	X	Y	WID	HT
R3-8 2in CIR	4.2	12.5	4	4
R3-8 LEFT ONLY	2.8	9	10.8	14.5
R3-8 TH_RT	20.3	4.8	13	28.5

TOTAL AREA: 9.0 Sq.Ft.
 BORDER TYPE: RECESSED
 RECESS: 0.63"
 WIDTH: 0.88"
 RADII: 2.25"
 MAT'L: 0.080" ALUMINUM

NO. Z BARS: N/A
 LENGTH: N/A







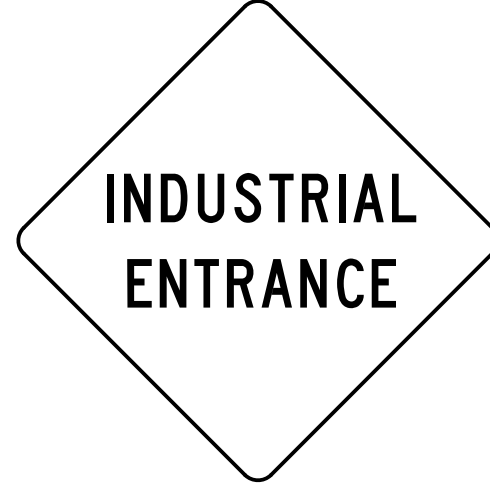













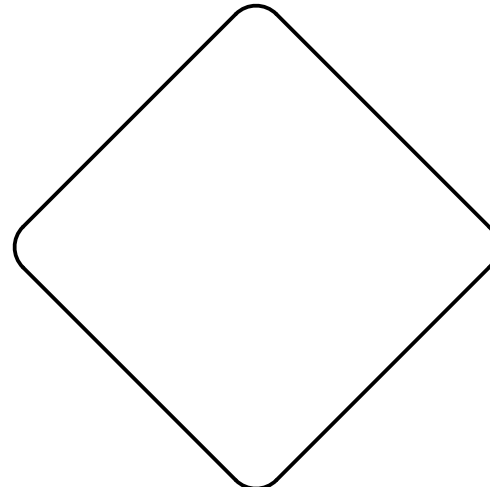

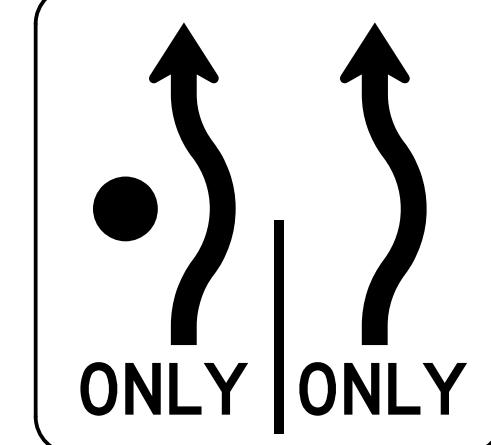




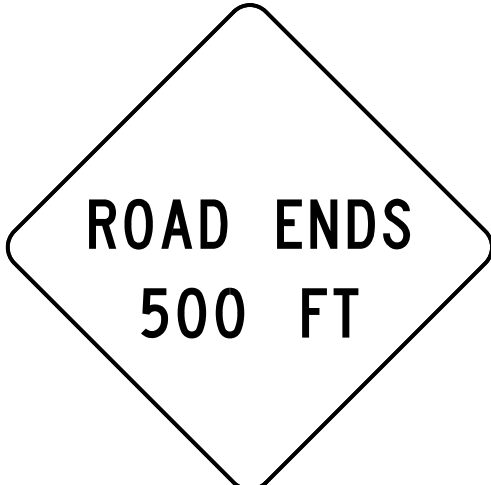




NOTES:
 1. Legend and border shall be direct applied non-reflective sheeting.
 2. Background shall be Grade C reflective sheeting.
 3. See MUTCD SHS R3-8 Sheet 4 of 7 for arrow designs.
 4. Omit left arrow for R3-8 TH_RT.

LETTER POSITIONS

Letter spacings are to start of next letter


Series/Size											
Text Length											
D 2000	0	N	L	Y							
12.9	2.7	3.5	3.4	2.6	3.4	20.3					

<p>401 QUANTITY REQ'D 6</p>  <p>24" X 30" R2-1</p> <p>ONE "U" POST PER SIGN</p>	<p>406 QUANTITY REQ'D 8</p>  <p>30" X 30" W14-2</p> <p>ONE "U" POST PER SIGN</p>	<p>411 QUANTITY REQ'D 11</p>  <p>18" X 24" W1-8(L)</p> <p>ONE "U" POST PER SIGN MOUNT BACK TO BACK WITH SIGN 410 IN 9 INSTALLATIONS</p>	<p>416 QUANTITY REQ'D 10</p>  <p>36" X 36" X 36" R1-2</p> <p>ONE "U" POST PER SIGN</p>	<p>421 QUANTITY REQ'D 2</p>  <p>36" X 36" R3-7(R)</p> <p>ONE "U" POST PER SIGN</p>	<p>426 QUANTITY REQ'D 2</p>  <p>36" X 36" R3-8, SHEET 6 OF 7</p> <p>ONE "U" POST PER SIGN</p>
<p>402 QUANTITY REQ'D 2</p>  <p>30" X 30" SEE PANEL DESIGN ON SIGN-3A</p> <p>ONE "U" POST PER SIGN</p>	<p>407 QUANTITY REQ'D 24</p>  <p>18" X 18" OM4-3</p> <p>ONE 7' "U" POST PER SIGN</p>	<p>412 QUANTITY REQ'D 1</p>  <p>30" X 30" W1-11(L)</p> <p>ONE "U" POST PER SIGN</p>	<p>417 QUANTITY REQ'D 3</p>  <p>18" X 18" W13-1P</p> <p>MOUNT BELOW SIGNS 402, 418, AND 419 IN 1 INSTALLATION EACH</p>	<p>422 QUANTITY REQ'D 4</p>  <p>30" X 30" W2-6</p> <p>ONE "U" POST PER SIGN</p>	<p>427 QUANTITY REQ'D 2</p>  <p>30" X 36" R2-1</p> <p>ONE "U" POST PER SIGN</p>
<p>403 QUANTITY REQ'D 2</p>  <p>36" X 36" S3-1</p> <p>ONE "U" POST PER SIGN BACKGROUND SHEETING SHALL BE FLUORESCENT YELLOW-GREEN GRADE B SHEETING</p>	<p>408 QUANTITY REQ'D 1</p>  <p>30" X 30" W1-11(R)</p> <p>ONE "U" POST PER SIGN</p>	<p>413 QUANTITY REQ'D 10</p>  <p>24" X 30" R4-7</p> <p>ONE "U" POST PER SIGN</p>	<p>418 QUANTITY REQ'D 1</p>  <p>30" X 30" W1-2(R)</p> <p>ONE "U" POST PER SIGN</p>	<p>423 QUANTITY REQ'D 10</p>  <p>30" X 24" R6-4</p> <p>ONE "U" POST PER SIGN</p>	<p>428 QUANTITY REQ'D 1</p>  <p>24" X 30" R2-1</p> <p>ONE "U" POST PER SIGN</p>
<p>404 QUANTITY REQ'D 10</p>  <p>36" X 36" R1-1</p> <p>ONE "U" POST PER SIGN</p>	<p>409 QUANTITY REQ'D 2</p>  <p>18" X 18" W13-1P</p> <p>MOUNT BELOW SIGNS 408 AND 412 IN 1 INSTALLATION EACH</p>	<p>414 QUANTITY REQ'D 10</p>  <p>18" X 18" OM1-3</p> <p>MOUNT BELOW SIGN 413 IN 10 INSTALLATIONS</p>	<p>419 QUANTITY REQ'D 1</p>  <p>30" X 30" W1-2(L)</p> <p>ONE "U" POST PER SIGN</p>	<p>424 QUANTITY REQ'D 2</p>  <p>36" X 36" SEE PANEL DESIGN ON SIGN-3A</p> <p>ONE "U" POST PER SIGN</p>	<p>429 QUANTITY REQ'D 1</p>  <p>36" X 36" W1-10(L)</p> <p>ONE "U" POST PER SIGN</p>
<p>405 QUANTITY REQ'D 4</p>  <p>48" X 24" W1-7</p> <p>TWO "U" POSTS PER SIGN</p>	<p>410 QUANTITY REQ'D 9</p>  <p>18" X 24" W1-8(R)</p> <p>ONE "U" POST PER SIGN</p>	<p>415 QUANTITY REQ'D 1</p>  <p>30" X 30" W1-1(L)</p> <p>ONE "U" POST PER SIGN</p>	<p>420 QUANTITY REQ'D 4</p>  <p>30" X 30" W18-11</p> <p>ONE "U" POST PER SIGN</p>	<p>425 QUANTITY REQ'D 1</p>  <p>36" X 36" SEE PANEL DESIGN ON SIGN-3B</p> <p>ONE "U" POST PER SIGN</p>	


TIP NO. R-2707C	SHEET NO. SIGN-3C
DocuSigned by: APPROVED: <u>Charles A. Johnson, III</u> <small>50415659475484...</small>	
DATE: 2/17/2017	
SEAL	
	
DOCUMENT NOT CONSIDERED FINAL UNLESS ALL SIGNATURES COMPLETED	

HNTB HNTB NORTH CAROLINA, P.C.
343 E. Six Forks Road, Suite 200
Raleigh, North Carolina 27609
NC License No: C-1554
(919) 546-8997

TYPE 'E' SIGNS


TIP NO. R-2707C	SHEET NO. SIGN-3D
APPROVED: <i>Charles A. Johnson, III</i>	
DATE: 2/17/2017	
SEAL	
	
DOCUMENT NOT CONSIDERED FINAL UNLESS ALL SIGNATURES COMPLETED	

501

NORTH 1 - 24" X 12"
 1 - 24" X 24"



ONE "U" POST PER ASSEMBLY

506

WEST 1 - 24" X 12"
 1 - 24" X 24"


ONE "U" POST PER ASSEMBLY

511 514

EAST 1 - 24" X 12"
 1 - 24" X 24"
 1 - 21" X 15"


ONE "U" POST PER ASSEMBLY

520

NORTH 1 - 24" X 12"
 1 - 24" X 24"


ONE "U" POST PER ASSEMBLY

502

SOUTH 1 - 24" X 12"
 1 - 24" X 24"



ONE "U" POST PER ASSEMBLY

507

JCT 1 - 21" X 15"
 1 - 24" X 24"


ONE "U" POST PER ASSEMBLY

512 513

EAST 1 - 24" X 12"
 1 - 24" X 24"
 1 - 21" X 15"



ONE "U" POST PER ASSEMBLY

503 521

JCT 1 - 21" X 15"
 1 - 24" X 24"


ONE "U" POST PER ASSEMBLY

508

SOUTH 1 - 24" X 12"
 1 - 24" X 24"
 1 - 21" X 15"





ONE "U" POST PER ASSEMBLY

515

EAST 1 - 24" X 12"
 1 - 24" X 24"


ONE "U" POST PER ASSEMBLY

504

EAST **WEST** 2 - 24" X 12"
  2 - 24" X 24"
  2 - 21" X 15"



TWO "U" POSTS PER ASSEMBLY

509

SOUTH 1 - 24" X 12"
 1 - 24" X 24"



ONE "U" POST PER ASSEMBLY

516 517

WEST 1 - 24" X 12"
 1 - 24" X 24"
 1 - 21" X 15"





ONE "U" POST PER ASSEMBLY

505 518

WEST 1 - 24" X 12"
 1 - 24" X 24"
 1 - 21" X 15"



ONE "U" POST PER ASSEMBLY

510

WEST **EAST** 2 - 24" X 12"
  2 - 24" X 24"
  2 - 21" X 15"

TWO "U" POSTS PER ASSEMBLY

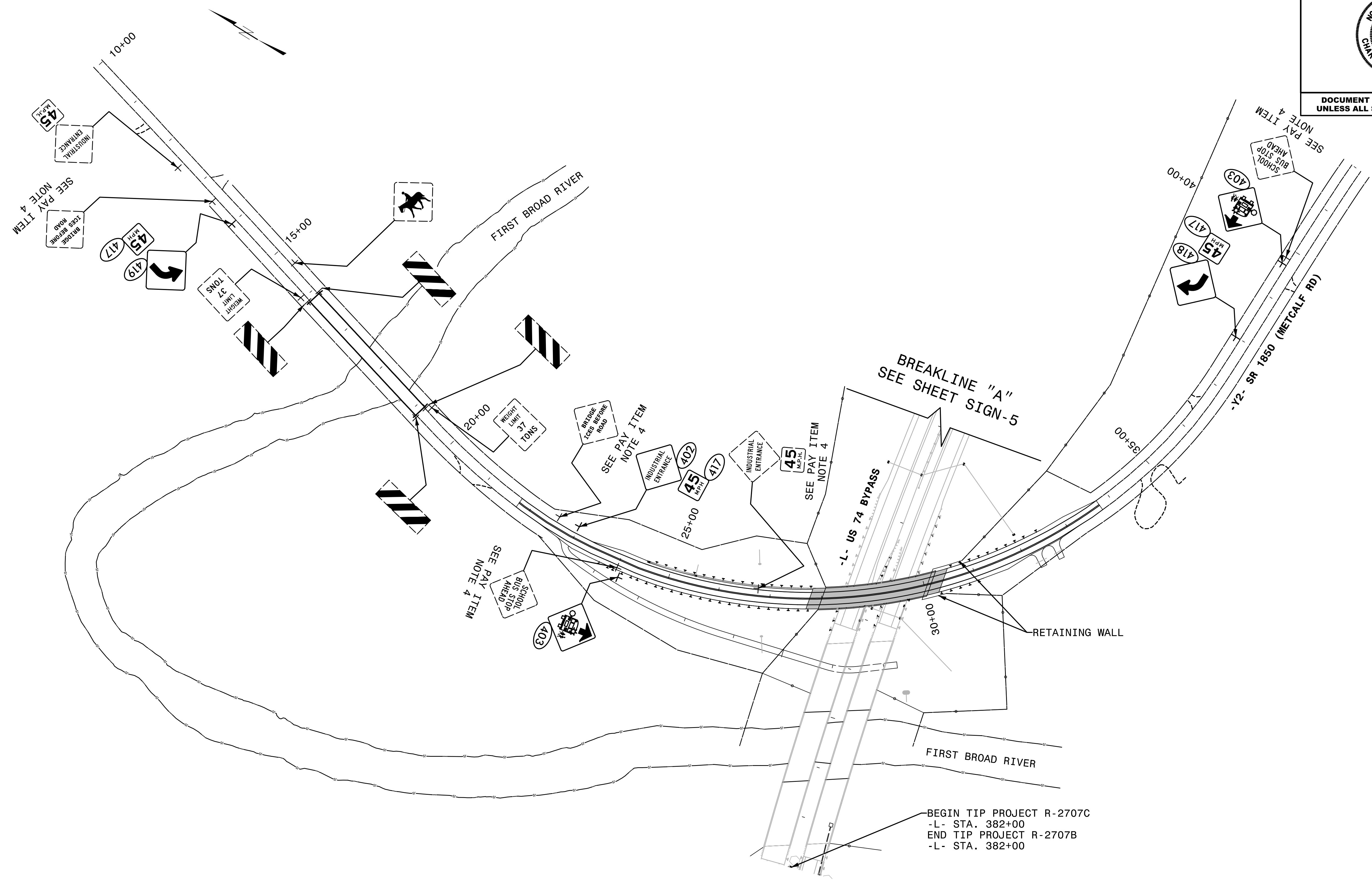
519

NORTH 1 - 24" X 12"
 1 - 24" X 24"
 1 - 21" X 15"


ONE "U" POST PER ASSEMBLY

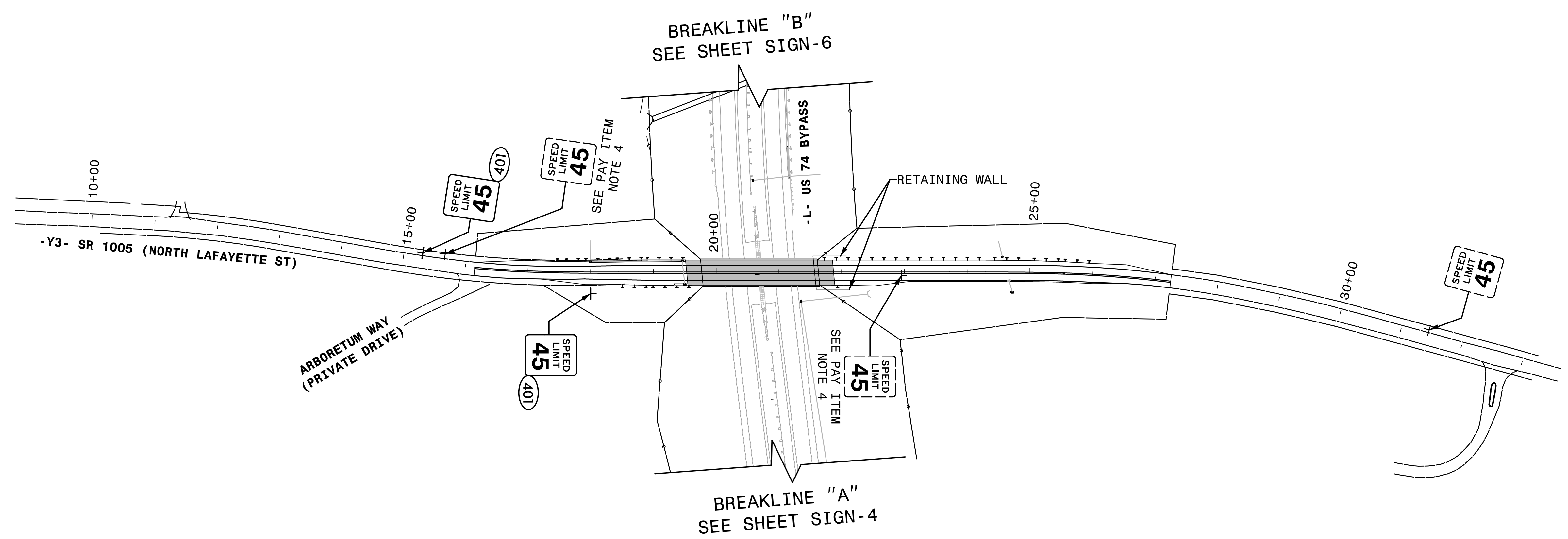


DOCUMENT NOT CONSIDERED FINAL UNLESS ALL SIGNATURES COMPLETED




BEGIN TIP PROJECT R-2707C
-L- STA. 382+00
END TIP PROJECT R-2707B
-L- STA. 382+00

TIP NO. R-2707C	SHEET NO. SIGN-5
APPROVED: <u>Charles A. Johnson, III</u> <small>SOA150504775446</small>	
DATE: 2/17/2017	
SEAL	
	
DOCUMENT NOT CONSIDERED FINAL UNLESS ALL SIGNATURES COMPLETED	

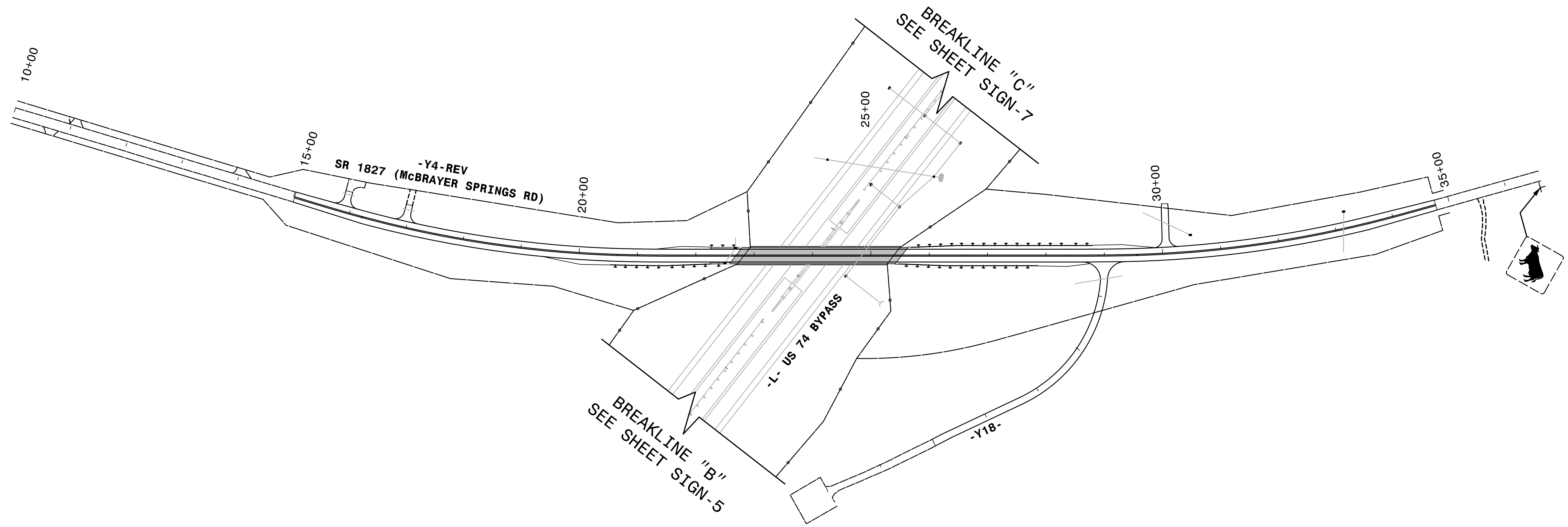


HNTB
 HNTB NORTH CAROLINA, P.C.
 343 E. Six Forks Road, Suite 200
 Raleigh, North Carolina 27609
 NC License No: C-1554
 (919) 546-8997

EXISTING AND PROPOSED SIGNS
-Y3-
SR 1005 (NORTH LAFAYETTE ST)


TIP NO. R-2707C	SHEET NO. SIGN-6
APPROVED: <i>Charles A. Johnson, III</i> <small>DocuSigned by: 69A1968B47F54A8</small>	
DATE: 2/17/2017	
SEAL	
	
DOCUMENT NOT CONSIDERED FINAL UNLESS ALL SIGNATURES COMPLETED	

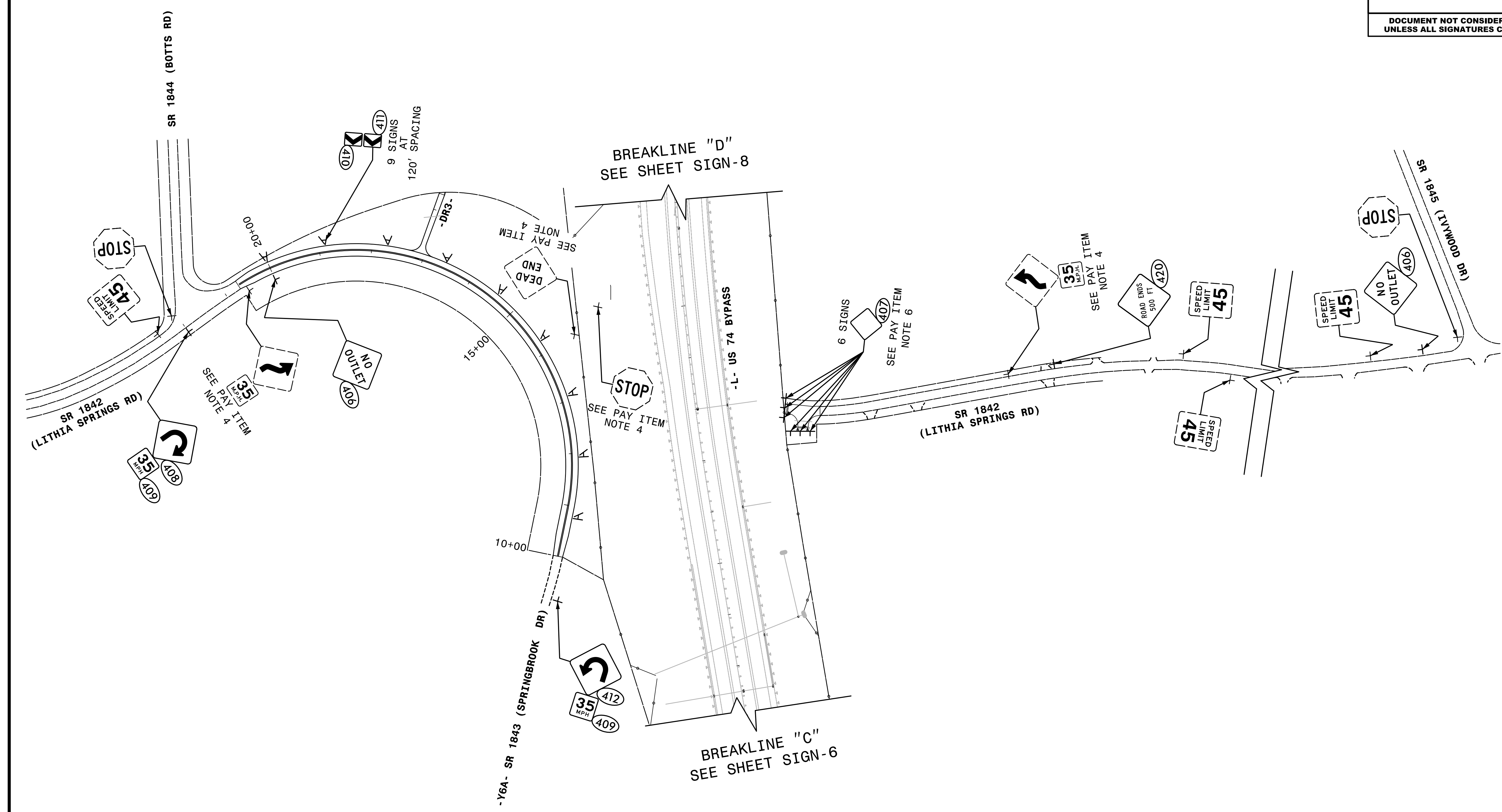
NO WORK REQUIRED THIS SHEET



HNTB
 HNTB NORTH CAROLINA, P.C.
 343 E. Six Forks Road, Suite 200
 Raleigh, North Carolina 27609
 NC License No: C-1554
 (919) 546-8997


EXISTING SIGN
-Y4-
SR 1827 (McBRAYER SPRINGS RD)

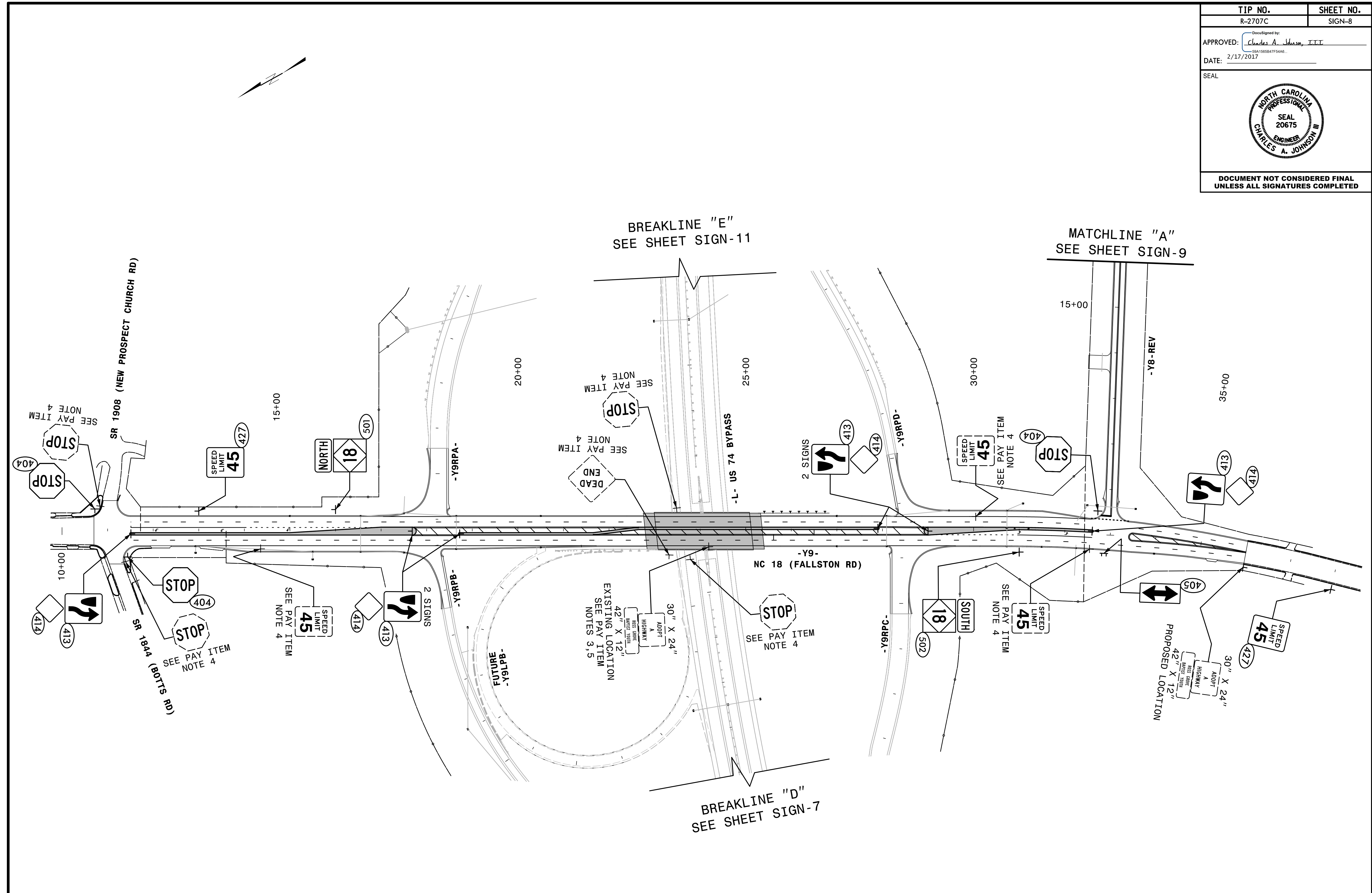
TIP NO. R-2707C	SHEET NO. SIGN-7
APPROVED: <u>Charles A. Johnson, III</u> <small>SOA15030475446</small>	
DATE: 2/17/2017	
SEAL	
	
DOCUMENT NOT CONSIDERED FINAL UNLESS ALL SIGNATURES COMPLETED	



HNTB
 HNTB NORTH CAROLINA, P.C.
 343 E. Six Forks Road, Suite 200
 Raleigh, North Carolina 27609
 NC License No: C-1554
 (919) 546-8997


**EXISTING AND PROPOSED SIGNS
 -Y6A- SR 1843 (SPRINGBROOK DR)
 & SR 1842 (LITHIA SPRINGS RD)**

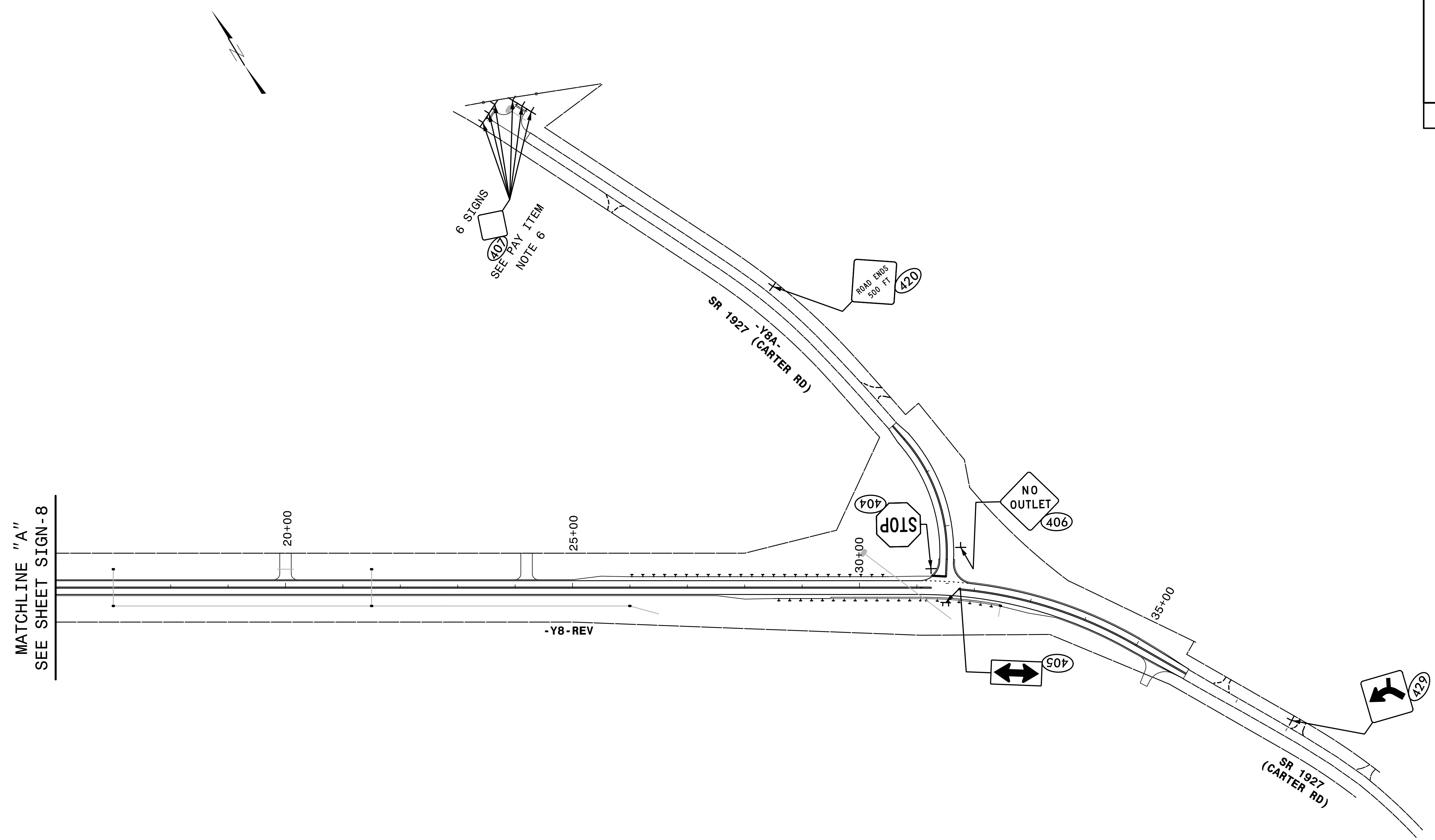
TIP NO. R-2707C	SHEET NO. SIGN-8
APPROVED: <i>Charles A. Johnson, III</i> <small>50A158594775484...</small>	
DATE: 2/17/2017	
SEAL	
	
DOCUMENT NOT CONSIDERED FINAL UNLESS ALL SIGNATURES COMPLETED	



HNTB
 HNTB NORTH CAROLINA, P.C.
 343 E. Six Forks Road, Suite 200
 Raleigh, North Carolina 27609
 NC License No: C-1554
 (919) 546-8997

EXISTING AND PROPOSED SIGNS
-Y9-
NC 18 (FALLSTON RD)

TIP NO. R-2707C	SHEET NO. SIGN-9
APPROVED: <u>Charles A. Johnson, III</u> <small>50A156584775446</small>	
DATE: 2/17/2017	
SEAL	
	
DOCUMENT NOT CONSIDERED FINAL UNLESS ALL SIGNATURES COMPLETED	



MATCHLINE "A"
SEE SHEET SIGN-8

20+00

25+00

-Y8-REV

STOP
404

ROAD ENDS
500 FT
420

NO
OUTLET
406

ROAD ENDS
405

35+00

YIELD
429


SR 1927
(CARTER RD)

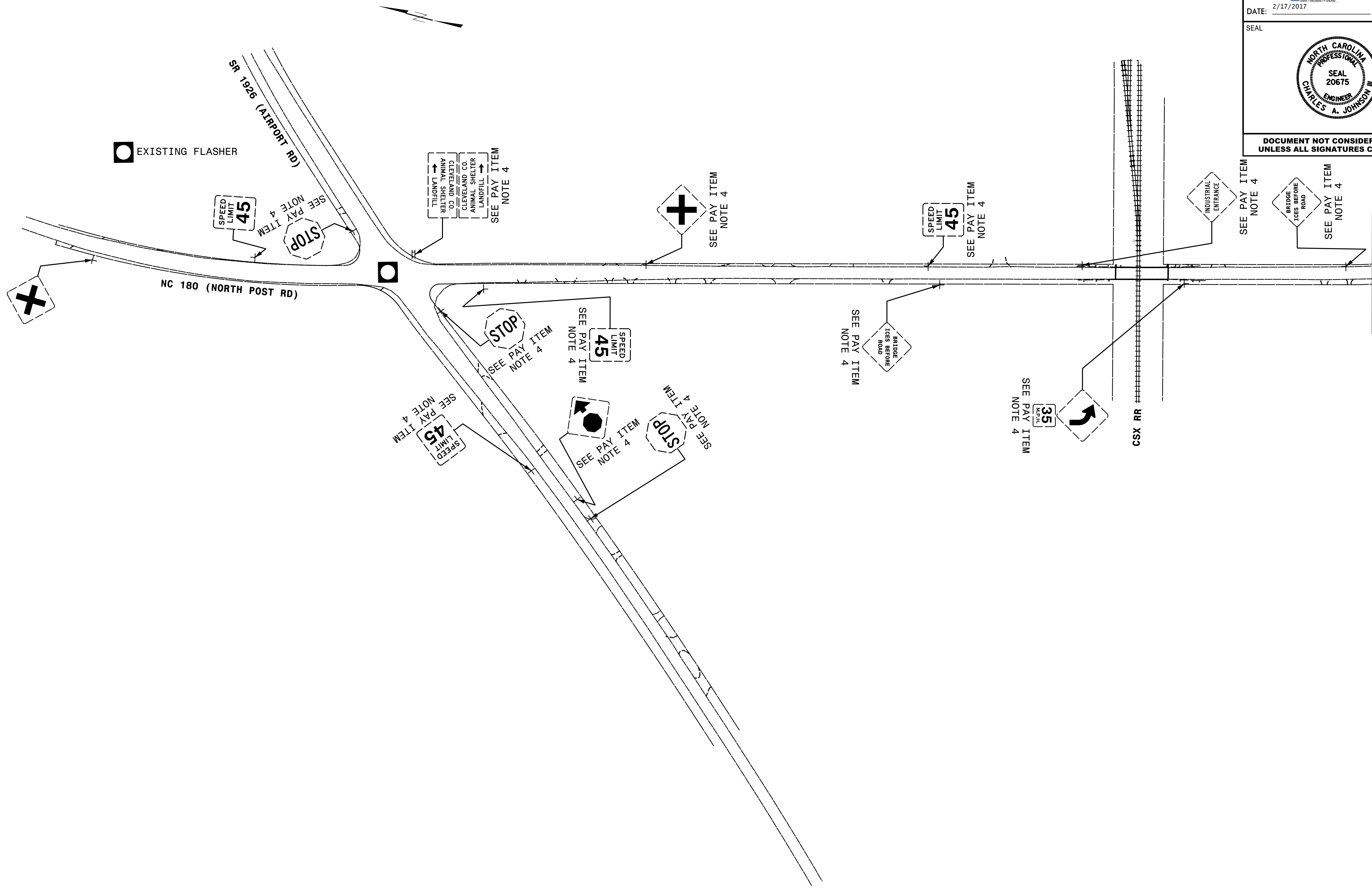
SR 1927 -Y8A-
(CARTER RD)




HNTB NORTH CAROLINA, P.C.
343 E. Six Forks Road, Suite 200
Raleigh, North Carolina 27609
NC License No: C-1554
(919) 546-8997

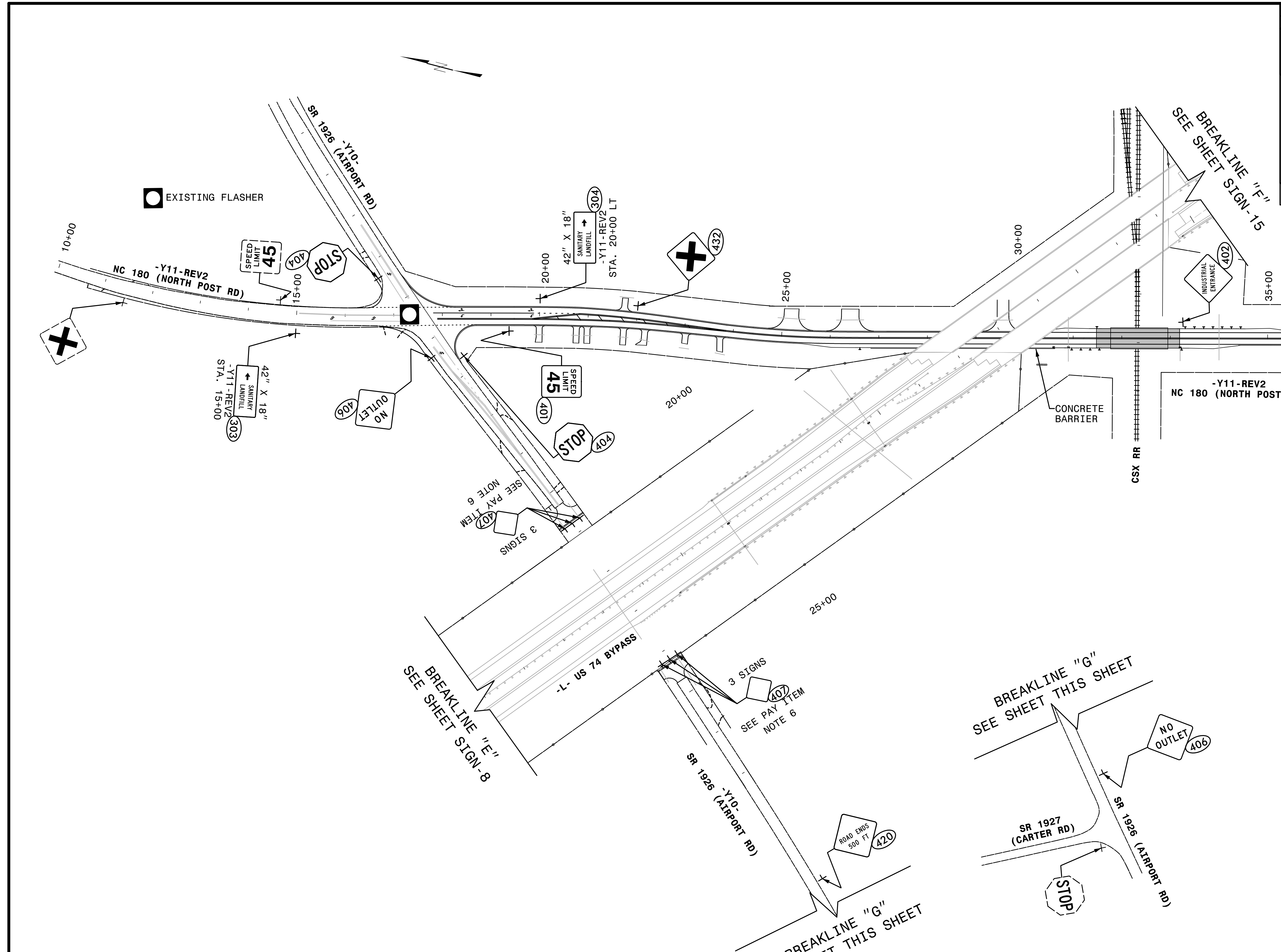
PROPOSED SIGNS
-Y8-REV STA. 16+00 TO 38+00
-Y8A- SR 1927 (CARTER RD)

TIP NO. R-2707C	SHEET NO. SIGN-10
APPROVED: <u>Charles A. Johnson, III</u> <small>50A156584775484</small>	
DATE: 2/17/2017	
SEAL	
	
DOCUMENT NOT CONSIDERED FINAL UNLESS ALL SIGNATURES COMPLETED	




MATCHLINE "B"
SEE SHEET SIGN-14

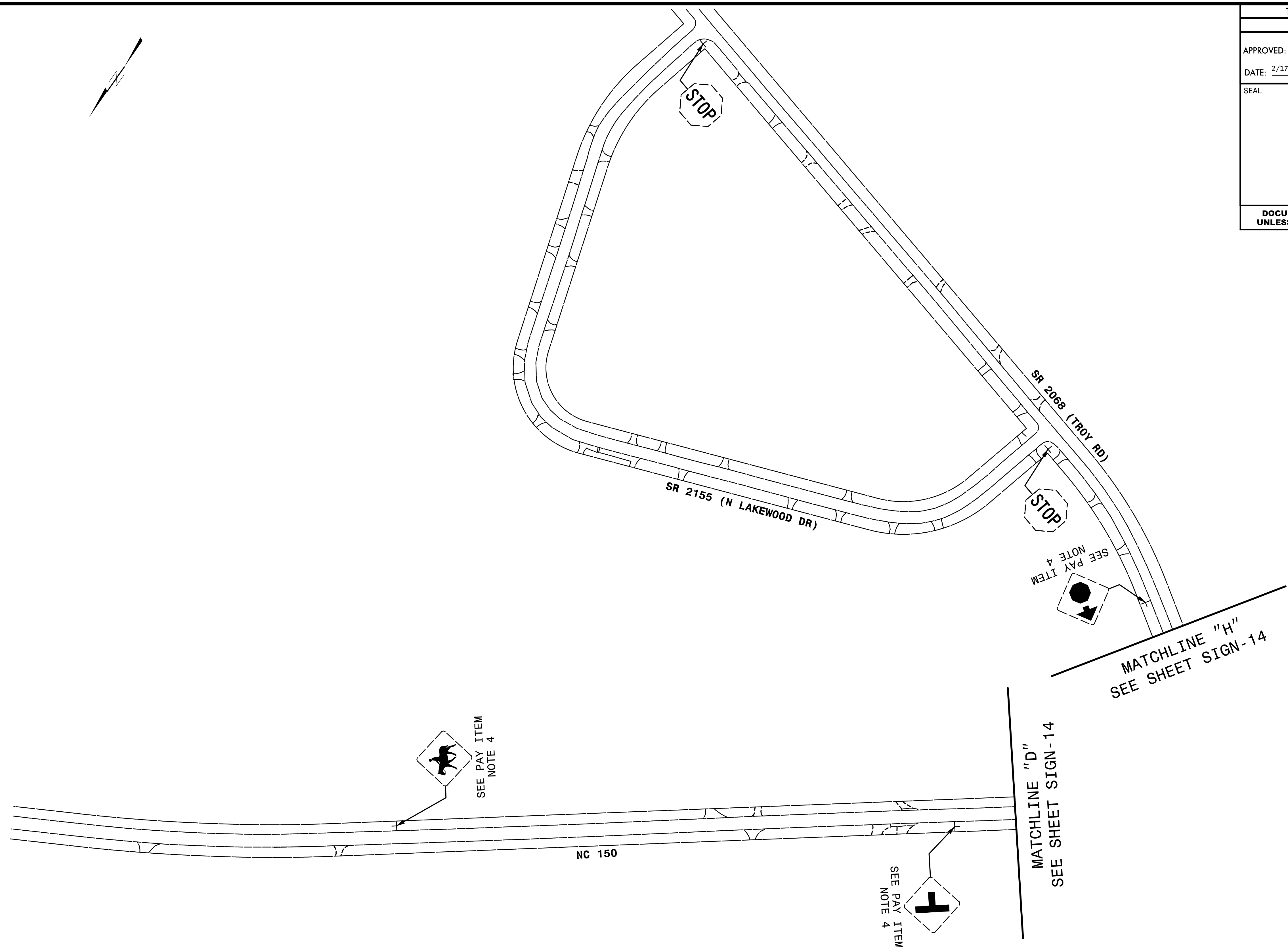
TIP NO. R-2707C	SHEET NO. SIGN-11
APPROVED: <i>Charles A. Johnson, III</i> <small>SEALED 2/17/2017</small>	
DATE: 2/17/2017	
SEAL	
	
DOCUMENT NOT CONSIDERED FINAL UNLESS ALL SIGNATURES COMPLETED	



HNTB
 HNTB NORTH CAROLINA, P.C.
 343 E. Six Forks Road, Suite 200
 Raleigh, North Carolina 27609
 NC License No: C-1554
 (919) 546-8997


**EXISTING AND PROPOSED SIGNS
 -Y11-REV2
 NC 180 (NORTH POST RD)
 STA. 10+00 TO 36+00**

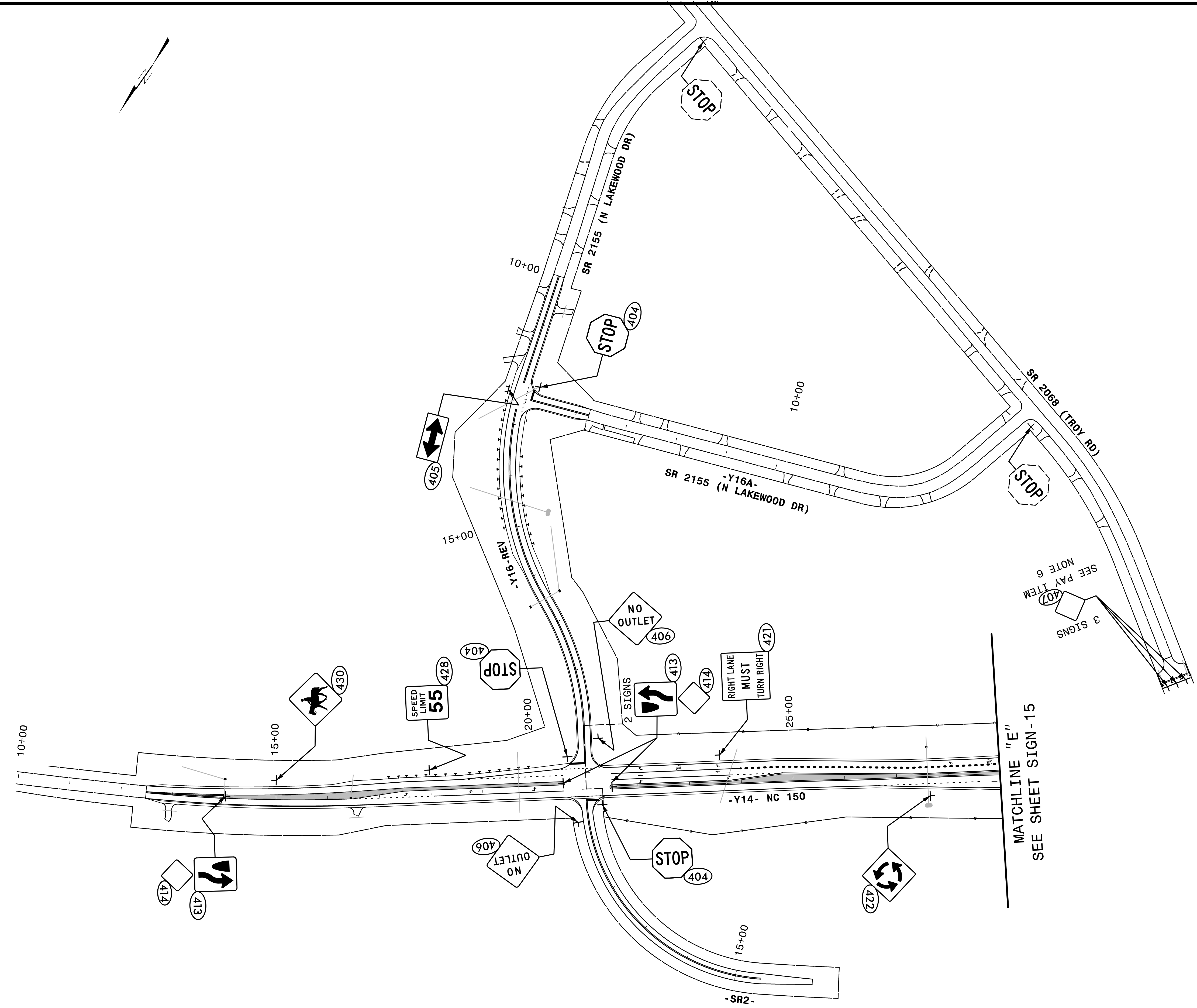
TIP NO. R-2707C	SHEET NO. SIGN-12
APPROVED: <u>Charles A. Johnson, III</u> <small>SOA156584775446</small>	
DATE: 2/17/2017	
SEAL	
	
DOCUMENT NOT CONSIDERED FINAL UNLESS ALL SIGNATURES COMPLETED	



HNTB
 HNTB NORTH CAROLINA, P.C.
 343 E. Six Forks Road, Suite 200
 Raleigh, North Carolina 27609
 NC License No: C-1554
 (919) 546-8997


EXISTING SIGNS
NC 150

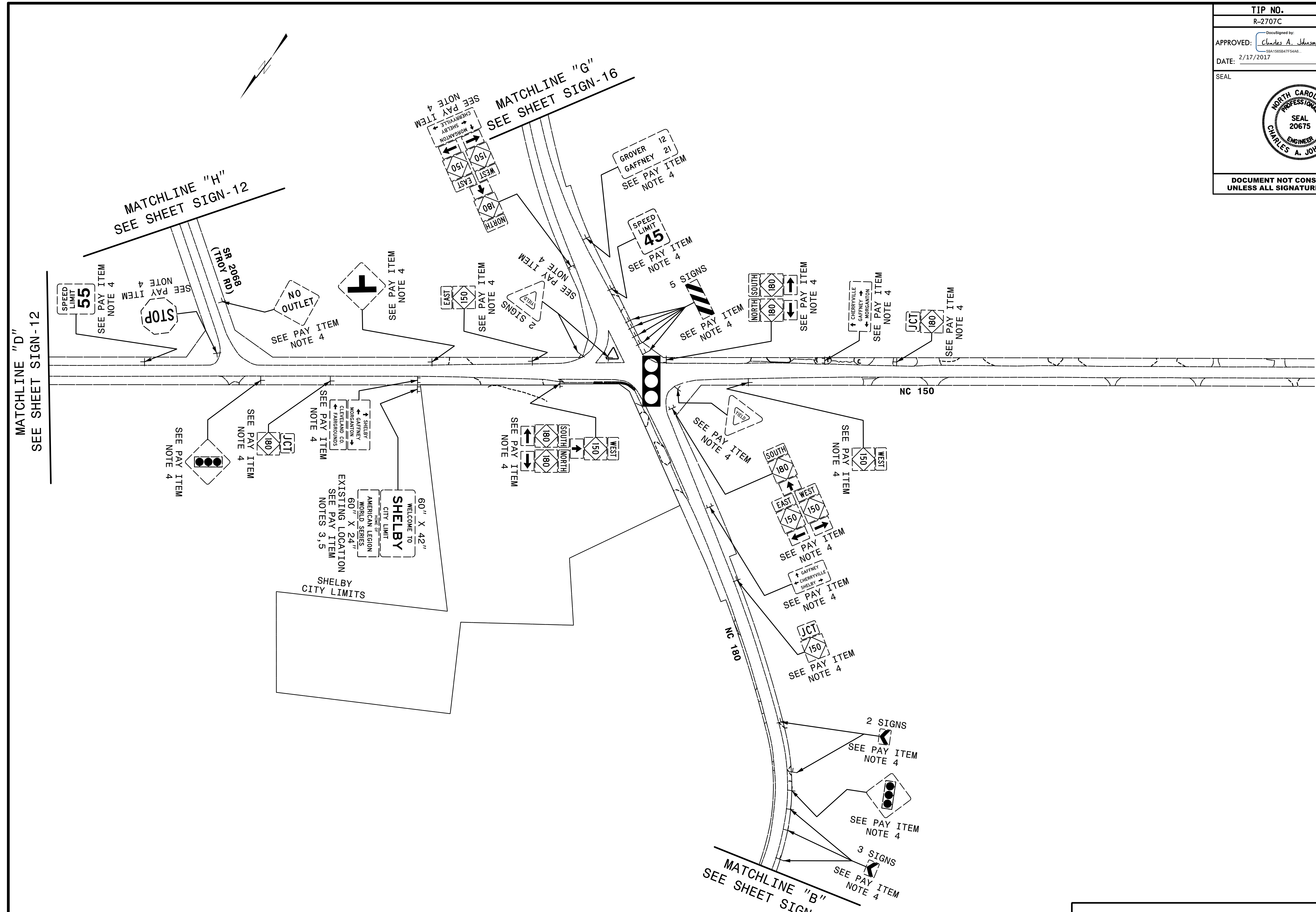
TIP NO. R-2707C	SHEET NO. SIGN-13
APPROVED: <i>Charles A. Johnson, III</i> <small>50A156584775446</small>	
DATE: 2/17/2017	
SEAL	
	
DOCUMENT NOT CONSIDERED FINAL UNLESS ALL SIGNATURES COMPLETED	



HNTB
 HNTB NORTH CAROLINA, P.C.
 343 E. Six Forks Road, Suite 200
 Raleigh, North Carolina 27609
 NC License No: C-1554
 (919) 546-8997


EXISTING AND PROPOSED SIGNS
-Y14- NC 150
STA. 10+00 TO 29+00

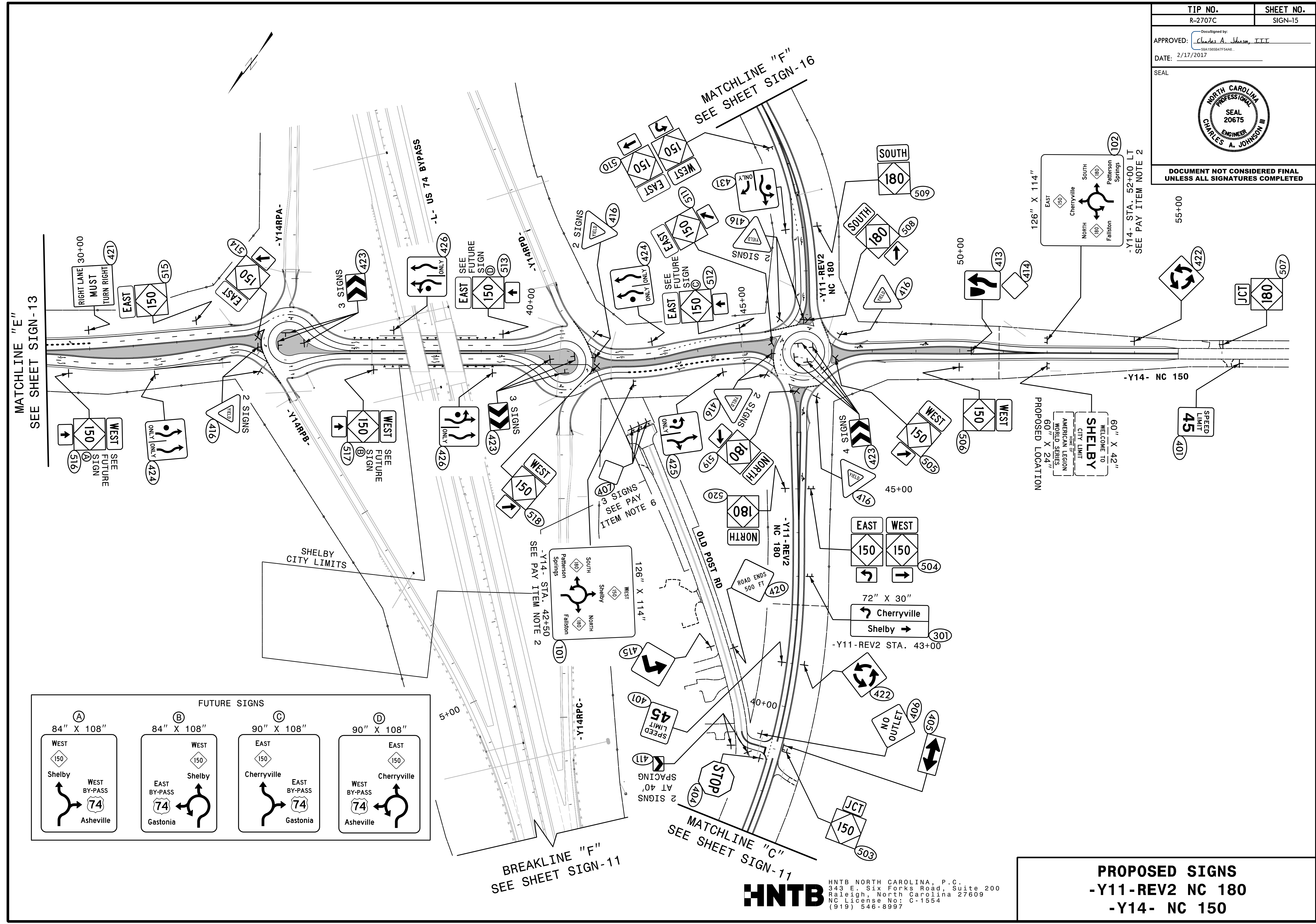
TIP NO. R-2707C	SHEET NO. SIGN-14
APPROVED: <i>Charles A. Johnson, III</i> 604156684775446	
DATE: 2/17/2017	
SEAL	
	
DOCUMENT NOT CONSIDERED FINAL UNLESS ALL SIGNATURES COMPLETED	



HNTB
 HNTB NORTH CAROLINA, P.C.
 343 E. Six Forks Road, Suite 200
 Raleigh, North Carolina 27609
 NC License No: C-1554
 (919) 546-8997

**EXISTING SIGNS
 NC 150 AND NC 180**

TIP NO. R-2707C	SHEET NO. SIGN-15
APPROVED: <i>Charles A. Johnson, III</i> <small>50A150594775446</small>	
DATE: 2/17/2017	
SEAL	
	
DOCUMENT NOT CONSIDERED FINAL UNLESS ALL SIGNATURES COMPLETED	



FUTURE SIGNS


<p>84" X 108"</p> <p>WEST</p> <p>150</p> <p>Shelby</p> <p>WEST BY-PASS</p> <p>74</p> <p>Asheville</p>	<p>84" X 108"</p> <p>WEST</p> <p>150</p> <p>Shelby</p> <p>EAST BY-PASS</p> <p>74</p> <p>Gastonia</p>	<p>90" X 108"</p> <p>EAST</p> <p>150</p> <p>Cherryville</p> <p>EAST BY-PASS</p> <p>74</p> <p>Gastonia</p>	<p>90" X 108"</p> <p>EAST</p> <p>150</p> <p>Cherryville</p> <p>WEST BY-PASS</p> <p>74</p> <p>Asheville</p>
---	--	---	--

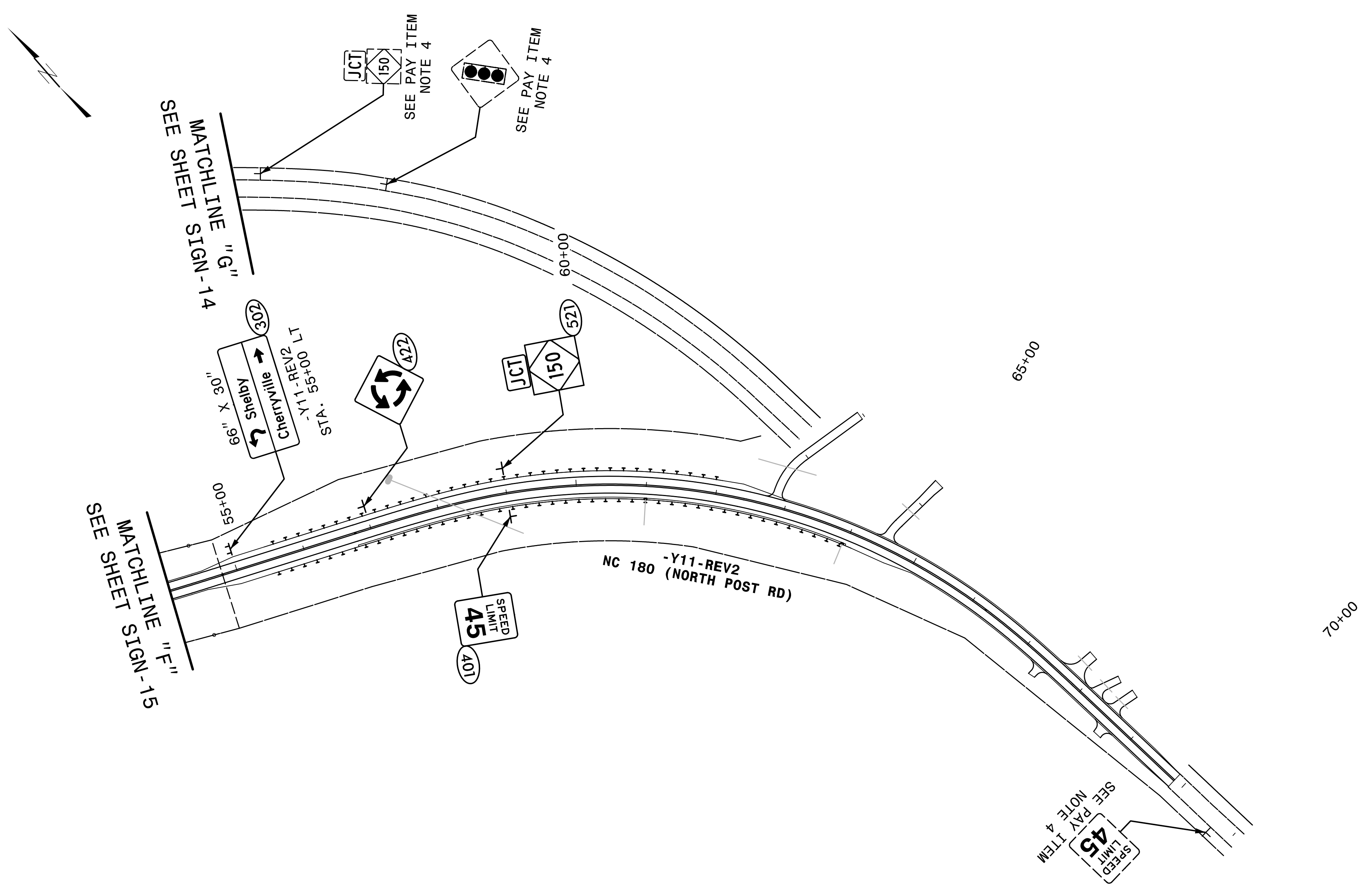
BREAKLINE "F"
SEE SHEET SIGN-11

MATCHLINE "C"
SEE SHEET SIGN-11

HNTB
HNTB NORTH CAROLINA, P.C.
343 E. Six Forks Road, Suite 200
Raleigh, North Carolina 27609
NC License No: C-1554
(919) 546-8997

PROPOSED SIGNS
-Y11-REV2 NC 180
-Y14- NC 150

TIP NO. R-2707C	SHEET NO. SIGN-16
APPROVED: <u>Charles A. Johnson, III</u> <small>SEA15050ATP5448...</small>	
DATE: 2/17/2017	
SEAL	
	
DOCUMENT NOT CONSIDERED FINAL UNLESS ALL SIGNATURES COMPLETED	



MATCHLINE "G"
SEE SHEET SIGN-14

MATCHLINE "F"
SEE SHEET SIGN-15

66" X 30"
Shelby
Cherryville
-Y11-REV2
STA. 55+00 LT

-Y11-REV2
NC 180 (NORTH POST RD)