PROJECT REFERENCE NO.	SHEET NO.
U-3109A	Sig. 16.0

8 Phase
Fully Actuated
(NC 119 CLS)

PHASING DIAGRAM

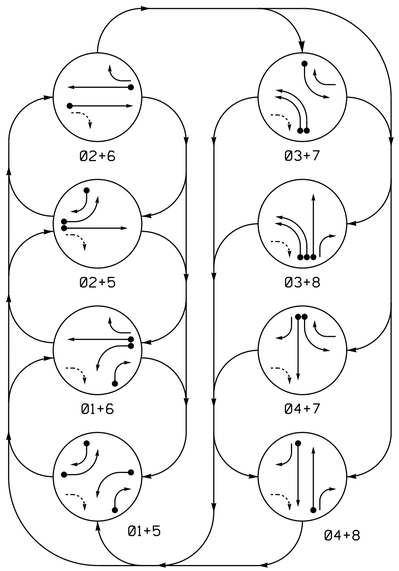

PHASING DIAGRAM DETECTION LEGEND

- DETECTED MOVEMENT
- UNDETECTED MOVEMENT (OVERLAP)
- UNSIGNALIZED MOVEMENT
- PEDESTRIAN MOVEMENT

TABLE OF OPERATION

SIGNAL FACE	PHASE 01+5	01+6	02+5	02+6	03+7	03+8	04+7	04+8	FLASH
11	←	←	~~R~~	~~R~~	~~R~~	~~R~~	~~R~~	~~R~~	~~R~~
21, 22, 24	R	R	G	G	R	R	R	R	Y
31, 32	~~R~~	~~R~~	~~R~~	~~R~~	←	←	~~R~~	~~R~~	~~R~~
41, 43	R	R	R	R	R	R	G	G	R
42	R/→	R	R/→	R	R	R	G	G	R
51	←	~~R~~	←	~~R~~	~~R~~	~~R~~	~~R~~	~~R~~	~~R~~
61, 64	R	G	R	G	R	R	R	R	Y
63	R	G	R	G	R/→	R	R/→	R	Y
71	~~R~~	~~R~~	~~R~~	~~R~~	←	~~R~~	←	~~R~~	~~R~~
81, 83	R	R	R	R	R	G	R	G	R
82	R/→	R/→	R	R	R	G	R	G	R

SIGNAL FACE I.D.

All Heads L.E.D.

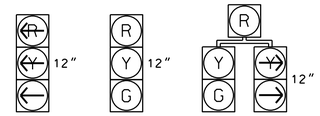

11
31, 32
51
71

21, 22, 24
41, 43
61, 64
81, 83

42
63
82

OASIS 2070 LOOP & DETECTOR INSTALLATION CHART

INDUCTIVE LOOPS					DETECTOR PROGRAMMING						
ZONE	SIZE (FT)	DISTANCE FROM STOPBAR (FT)	TURNS	NEW LOOP	PHASE	CALLING	EXTENSION	FULL TIME DELAY	STRETCH TIME	DELAY TIME	SYSTEM LOOP	NEW CARD
1A	6X40	0	✳	Y	1	Y	Y	-	-	3	-	-
1B	6X40	0	✳	Y	1	Y	Y	-	-	15	-	-
2A	6X6	300	✳	Y	2	Y	Y	-	-	-	-	-
3A	6X40	0	✳	Y	3	Y	Y	-	-	3	-	-
3B	6X40	0	✳	Y	3	Y	Y	-	-	-	-	-
4A	6X40	0	✳	Y	4	Y	Y	-	-	-	-	-
5A	6X40	0	✳	Y	5	Y	Y	-	-	3	-	-
5B	6X40	0	✳	Y	5	Y	Y	-	-	-	-	-
6A	6X6	300	✳	Y	6	Y	Y	-	-	-	-	-
7A	6X40	0	✳	Y	7	Y	Y	-	-	-	-	-
8A	6X40	0	✳	Y	8	Y	Y	-	-	-	-	-

✳ Video Detection Zone

NOTES

1. Refer to "Roadway Standard Drawings NCDOT" dated January 2012 and "Standard Specifications for Roads and Structures" dated January 2012.
2. Do not program signal for late night flashing operation unless otherwise directed by the Engineer.
3. Phase 1 and/or phase 5 may be lagged.
4. Phase 3 and/or phase 7 may be lagged.
5. Reposition existing signal heads 11, 21, 22, 24, 51, 61 and 64.
6. Set all detector units to presence mode.
7. This intersection features a video detection system. Shown locations of optical detectors are conceptual only.
8. Maximum times shown in timing chart are for free-run operation only. Coordinated signal system timing values supersede these values.
9. Closed loop system data:
   Controller Asset #: 1553.

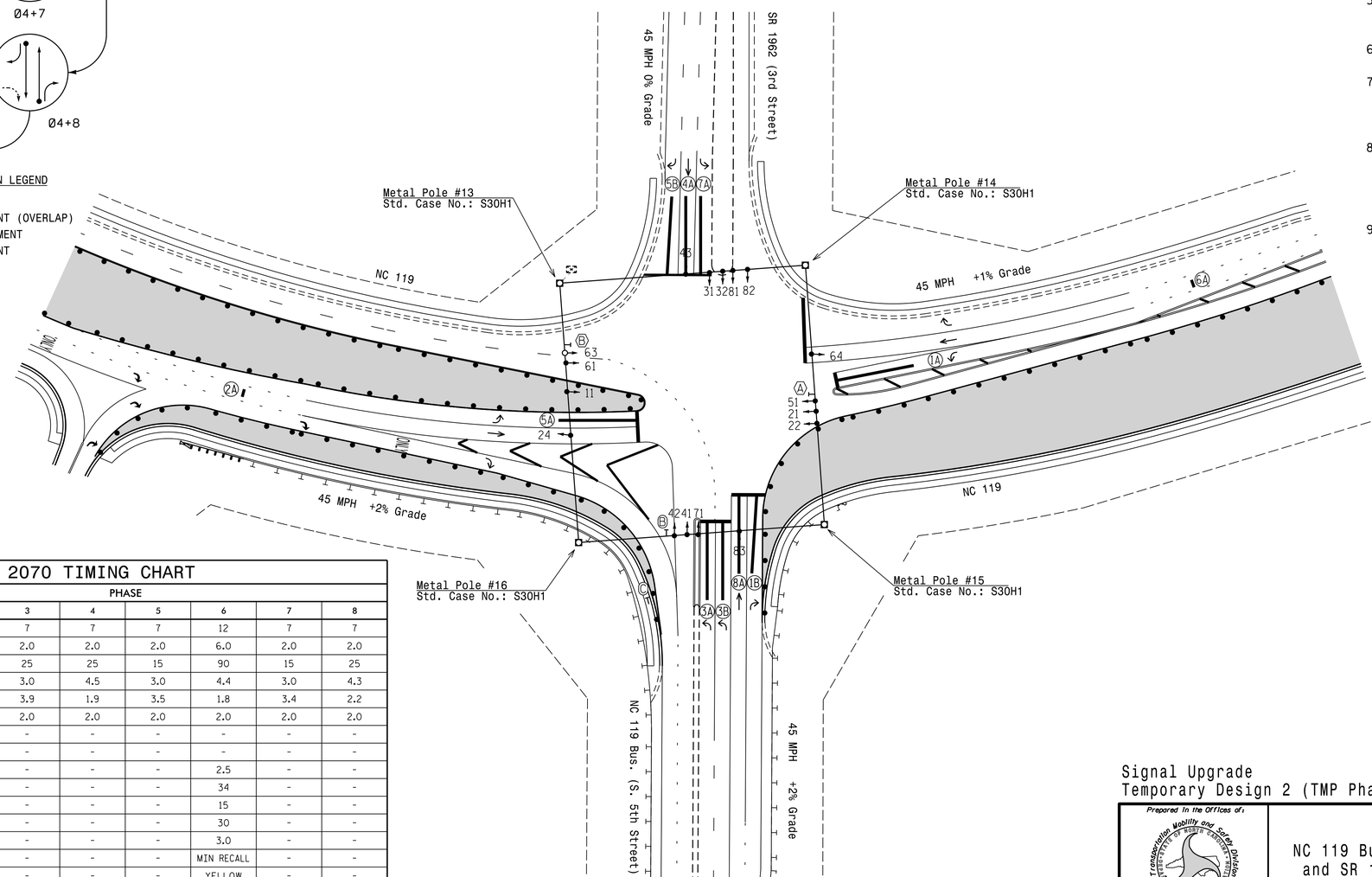

LEGEND

PROPOSED		EXISTING
	Traffic Signal Head	
	Modified Signal Head	N/A
	Sign	
	Pedestrian Signal Head With Push Button & Sign	
	Signal Pole with Guy	
	Signal Pole with Sidewalk Guy	
	Inductive Loop Detector	
	Controller & Cabinet	
	Junction Box	
	2-in Underground Conduit	
N/A	Right of Way	
	Directional Arrow	
	Video Detection Area	
	Metal Strain Pole	
	Construction Zone	
	Construction Zone Drums	
N/A	Guardrail	
Ⓐ	"U-TURN YIELD TO RIGHT TURN" Sign (R10-16)	Ⓐ
Ⓑ	Right Arrow "ONLY" Sign (R3-5R)	Ⓑ
Ⓒ	Added Lane Sign (W4-3)	Ⓐ

OASIS 2070 TIMING CHART

FEATURE	PHASE 1	2	3	4	5	6	7	8
Min Green 1 *	7	12	7	7	7	12	7	7
Extension 1 *	2.0	6.0	2.0	2.0	2.0	6.0	2.0	2.0
Max Green 1 *	15	90	25	25	15	90	15	25
Yellow Clearance	3.0	4.3	3.0	4.5	3.0	4.4	3.0	4.3
Red Clearance	3.6	1.6	3.9	1.9	3.5	1.8	3.4	2.2
Red Revert	2.0	2.0	2.0	2.0	2.0	2.0	2.0	2.0
Walk 1 *	-	-	-	-	-	-	-	-
Don't Walk 1	-	-	-	-	-	-	-	-
Seconds Per Actuation *	-	2.5	-	-	-	2.5	-	-
Max Variable Initial *	-	34	-	-	-	34	-	-
Time Before Reduction *	-	15	-	-	-	15	-	-
Time To Reduce *	-	30	-	-	-	30	-	-
Minimum Gap	-	3.0	-	-	-	3.0	-	-
Recall Mode	-	MIN RECALL	-	-	-	MIN RECALL	-	-
Vehicle Call Memory	-	YELLOW	-	-	-	YELLOW	-	-
Dual Entry	-	-	-	-	-	-	-	-
Simultaneous Gap	ON	ON	ON	ON	ON	ON	ON	ON

* These values may be field adjusted. Do not adjust Min Green and Extension times for phases 2 and 6 lower than what is shown. Min Green for all other phases should not be lower than 4 seconds.

Signal Upgrade
Temporary Design 2 (TMP Phase III)

DOCUMENT NOT CONSIDERED FINAL UNLESS ALL SIGNATURES COMPLETED

Prepared in the Offices of:
Transportation Mobility and Safety Division
STATE OF NORTH CAROLINA DEPARTMENT OF TRANSPORTATION
Signal Design Section
750 N.Greenfield Pkwy,Garner,NC 27529

NC 119
at
NC 119 Bus. (S. 5th Street)
and SR 1962 (3rd Street)

Division 7 Alamance County Mebane

PLAN DATE: November 2016 REVIEWED BY:
PREPARED BY: I. O. Umozurike REVIEWED BY:

SCALE 0 50 1"=50'

REVISIONS	INIT.	DATE

SEAL
NORTH CAROLINA PROFESSIONAL SEAL 026486 ENGINEER ROBERT J. ZIEMBA

DocuSigned by:
1/25/2017
SIGNATURE DATE

SIG. INVENTORY NO. 07-1553T2

25-JAN-2017 18:13
R:\Traffic\Signal\Designs\Signals\07-1553\07155312_sig_dsn_20170125.dgn
rziemba