


**This electronic collection of documents is provided
for the convenience of the user
and is Not a Certified Document –**

**The documents contained herein were originally issued
and sealed by the individuals whose names and license
numbers appear on each page, on the dates appearing
with their signature on that page.**

**This file or an individual page
shall not be considered a certified document.**

PROJECT REFERENCE NO. W-5520	SHEET NO. SIGN-01
APPROVED: <i>Lisa M. Moon</i>	
DATE: 9/22/2016	
SEAL	
	
DOCUMENT NOT CONSIDERED FINAL UNLESS ALL SIGNATURES COMPLETED	

**STATE OF NORTH CAROLINA
DEPARTMENT OF TRANSPORTATION**

**SIGNING PLAN
UNION COUNTY**

**LOCATION: US 74 SUPERSTREET CONVERSION FROM 800 FEET
WEST OF INDIAN TRAIL- FAIRVIEW ROAD TO
800 FEET EAST OF SARDIS CHURCH ROAD**

T.I.P.: W-5520

CONTRACT: C203788

ROADWAY STANDARD DRAWING

THE FOLLOWING ROADWAY STANDARDS AS APPEAR IN "ROADWAY STANDARD DRAWINGS" - PROJECT SERVICES UNIT - N.C. DEPARTMENT OF TRANSPORTATION - RALEIGH, N.C., DATED JANUARY 2012 ARE APPLICABLE TO THIS PROJECT AND BY REFERENCE HEREBY ARE CONSIDERED A PART OF THESE PLANS:

STD. NO.	TITLE
901.20	TYPE 'B' SIGNS
901.50	ARROWS AND SHIELDS
901.80	SIGN MOUNTING DETAILS - FOR TYPE A AND TYPE B SIGNS
904.10	ORIENTATION OF GROUND MOUNTED SIGNS
904.50	MOUNTING OF TYPE 'D', 'E' AND 'F' SIGNS ON 'U' CHANNEL POSTS

GENERAL NOTES

- . SIGNS FURNISHED BY STATE
- . ALL TYPE 'D' SIGNS SHALL BE MOUNTED ON TWO U-CHANNEL POSTS UNLESS OTHERWISE INDICATED ON THE PLANS.
- . IF REMOVAL OR RELOCATION OF SIGNS ON PRIVATE STREET (NON-STATE MAINTAINED) IS REQUIRED DUE TO CONSTRUCTION, THE CONTRACTOR SHALL INFORM THE ENGINEER. THE WORK WILL BE COMPLETED BY OTHERS.
- . WHEN NOT STATIONED OR DIMENSIONED ON PLANS, ALL 'E' AND 'F' SIGNS SHALL BE FIELD LOCATED BY THE ENGINEER
- . ALL EXISTING SIGNS ON "U" CHANNEL POST WITHIN THE PROJECT LIMITS SHALL BE REMOVED AND DISPOSED OF UNLESS OTHERWISE NOTED ON PLANS.
- . WHEN EXISTING SIGNS ARE REMOVED AND INSTALLED ON NEW SUPPORTS, THE RE-ERECTION SHALL IMMEDIATELY FOLLOW THE REMOVAL.
- . THE BACKGROUND FOR TYPE E & F SIGNS SHALL BE TYPE C REFLECTIVE SHEETING.
- . SEE ROADWAY PLANS FOR GUARD/GUIDE RAIL DETAILS.

SUMMARY OF QUANTITIES


ITEM NO.		ITEM DESCRIPTION	QUANTITY	UNIT
DESC. NO.	SECT. NO.			
4072000000	903	SUPPORTS, 3 LB STEEL U-CHANNEL	3235	L.F.
4102000000	904	SIGN ERECTION, TYPE E	159	EA.
4108000000	904	SIGN ERECTION, TYPE F	23	EA.
4109000000	904	SIGN ERECTION, TYPE B (OVERHEAD)	9	EA.
4116100000	904	SIGN ERECTION, RELOCATE SIGN TYPE D	1	EA.
4155000000	907	DISPOSAL OF SIGN SYSTEM, U-CHANNEL	44	EA.
4192000000	907	DISPOSAL OF SUPPORT, U-CHANNEL	1	EA.

INDEX

SHEET NO.	DESCRIPTION
SIGN-1	TITLE SHEET
SIGN-2-2A	E AND F SHEETS
SIGN-3-3A	SIGN DESIGNS
SIGN-4	OVERHEAD DETAILS
SIGN-5-28	SIGNING PLAN SHEETS

PLAN REVIEWED BY: N.C.D.O.T. SIGNING AND DELINEATION UNIT

Kelvin Jordan SIGNING & DELINEATION REGIONAL ENGINEER
Walter Johnson SIGNING & DELINEATION PROJECT DESIGN ENGINEER




PLANS PREPARED BY:



DRMP, INC.
5660 FAIRVIEW ROAD, SUITE 320
CHARLOTTE, NC 28210
NC LICENSE NO. C2213 - 1704 332-2289

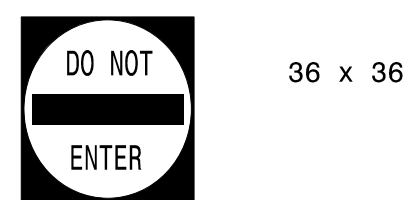
Lisa M. Moon SIGNING PROJECT ENGINEER
Rachel Nissen SIGNING PROJECT DESIGN ENGINEER

APPROVED: Lisa M. Moon
DATE: 9/1/2016



**DOCUMENT NOT CONSIDERED FINAL
UNLESS ALL SIGNATURES COMPLETED**

401 QUANTITY REQ'D 13



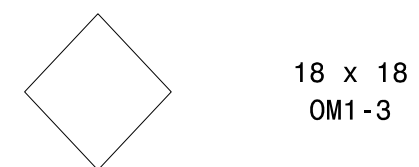
ONE "U" POST PER SIGN

406 QUANTITY REQ'D 8



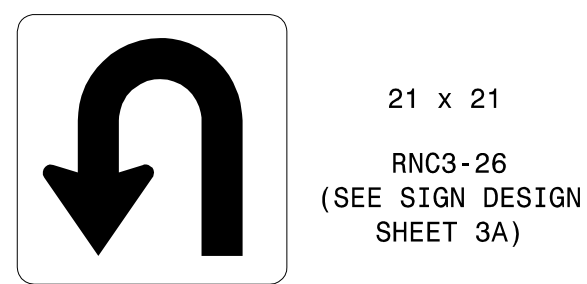
TWO "U" POSTS PER SIGN

411 QUANTITY REQ'D 17



MOUNT BELOW SIGN 410
IN 17 INSTALLATIONS

402 QUANTITY REQ'D 8




MOUNT BELOW SIGNS
502, 505, 508, 511, 514, 516, 519, 522
IN 8 INSTALLATIONS

407 QUANTITY REQ'D 1



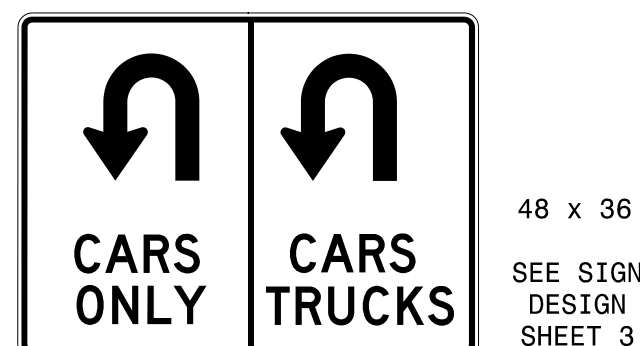
ONE "U" POST PER SIGN

412 QUANTITY REQ'D 8




MOUNT BACK TO BACK WITH SIGN 410
IN 8 INSTALLATIONS

403 QUANTITY REQ'D 4



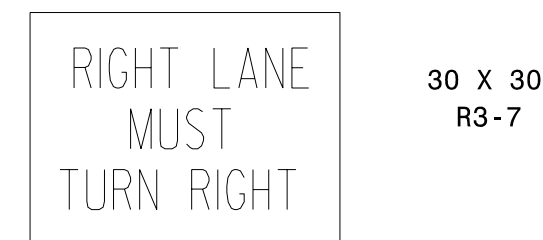
TWO "U" POSTS PER SIGN

408 QUANTITY REQ'D 18




ONE "U" POST PER SIGN

413 QUANTITY REQ'D 12



ONE "U" POST PER SIGN

404 QUANTITY REQ'D 2



ONE "U" POST PER SIGN

409 QUANTITY REQ'D 27



TWO "U" POSTS PER SIGN

414 QUANTITY REQ'D 8




ONE "U" POST PER SIGN

405 QUANTITY REQ'D 14



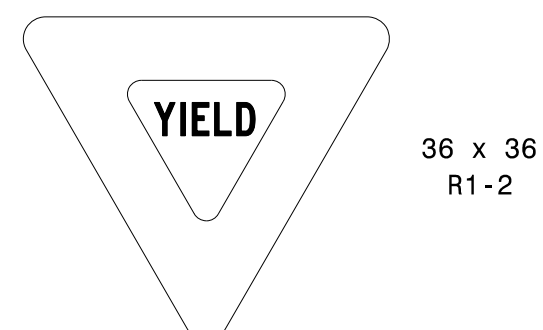
TWO "U" POSTS PER SIGN

410 QUANTITY REQ'D 17



ONE "U" POST PER SIGN

415 QUANTITY REQ'D 1



ONE "U" POST PER SIGN

PLANS PREPARED BY:
DRMP
ENGINEERS · PLANNERS · SCIENTISTS
DRMP, INC.
5950 FAIRVIEW ROAD, SUITE 320
CHARLOTTE, NC 28210
NC LICENSE NO. C-2213 • (704) 332-2289

TYPE "E" SIGNS

9/1/2016 11:20:01 AM C:\Users\lmoor\Documents\Projects\W5520\Signs\Signs.dgn

APPROVED: *Lisa M. Moon*

DATE: 9/1/2016



**DOCUMENT NOT CONSIDERED FINAL
UNLESS ALL SIGNATURES COMPLETED**

501 505 WEST 1 - 36 x 18 M3-4
 507 511 74 1 - 36 x 36 M1-4
 513 516
 518 522

SIGN 402 MOUNTED BELOW
IN FOUR INSTALLATIONS

ONE "U" POST PER SIGN

515 EAST 1 - 24 x 12 M3-2
 520 74 1 - 24 x 24 M1-4
 LEFT LANE 1 - 24 x 18 M5-4

ONE "U" POST PER SIGN

503 EAST WEST 2 - 24 x 12 M3-2, M3-4
 509 74 74 2 - 24 x 24 M1-4
 LEFT LANES RIGHT LANES 2 - 24 x 18 M5-4, M5-6

TWO "U" POSTS PER SIGN

504 WEST EAST 2 - 24 x 12 M3-4, M3-2
 74 74 2 - 24 x 24 M1-4
 LEFT LANES RIGHT LANES 2 - 24 x 18 M5-4, M5-6

TWO "U" POSTS PER SIGN

502 506 EAST 1 - 36 x 18 M3-2
 508 512 74 1 - 36 x 36 M1-4
 514 517
 519 523

SIGN 402 MOUNTED BELOW
IN FOUR INSTALLATIONS

ONE "U" POST PER SIGN

510 WEST 1 - 24 x 12 M3-4
 521 74 1 - 24 x 24 M1-4
 LEFT LANE 1 - 24 x 18 M5-4

ONE "U" POST PER SIGN

PLANS PREPARED BY:
DRMP
 ENGINEERS • PLANNERS • SCIENTISTS
DRMP, INC.
 5950 FAIRVIEW ROAD, SUITE 320
 CHARLOTTE, NC 28210
 NC LICENSE NO. C-2113 • (704) 332-2289

TYPE "F" SIGNS

P:\2016\New York\Signing\CADD\Signing_Layout_Plans\W5520_SGN_SGN01.dgn
 Lisa M. Moon

APPROVED: *Lisa M. Moon*
 DATE: 9/1/2016



**DOCUMENT NOT CONSIDERED FINAL
 UNLESS ALL SIGNATURES COMPLETED**

SIGN NUMBER: 1,3,4,6,7,9	BACKG COLOR: White	DESIGN BY: LM Moon	CHECKED BY: C Martinez	DATE: Mar 15, 2015
TYPE: B	COPY COLOR: Black	PROJECT ID: W-5520	DIV: 10	
QUANTITY: 6				

SYMBOL	X	Y	WID	HT
R3_5A	9.6	25	16.8	19.4

BORDER
 R=2.25"
 TH=0.88"
 IN=0.63"

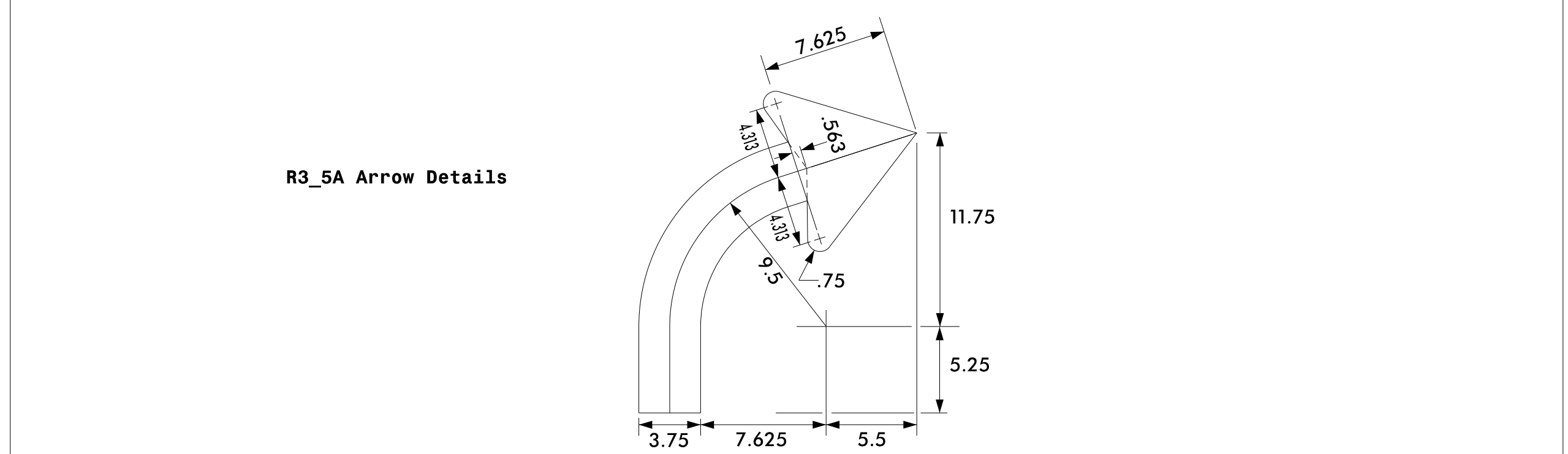
Spacing Factor is 1 unless specified otherwise

LETTER POSITIONS

Letter locations are panel edge to lower left corner

C	A	R	S	Series/Size
7.7	12.6	18.9	24.2	D 20.5
O	N	L	Y	D
7.7	13.5	19.2	23.3	20.6

FILENAME: W-5520_GuidSIGN_Designs NORTH CAROLINA D.O.T. SIGN DETAIL



SIGN NUMBER: 2,5,8	BACKG COLOR: White	DESIGN BY: LM Moon	CHECKED BY: C Martinez	DATE: Mar 15, 2015
TYPE: B	COPY COLOR: Black	PROJECT ID: W-5520	DIV: 10	
QUANTITY: 3				

SYMBOL	X	Y	WID	HT
R3_5A	9.7	24.8	16.8	19.4

BORDER
 R=2.25"
 TH=0.88"
 IN=0.63"

Spacing Factor is 1 unless specified otherwise

LETTER POSITIONS

Letter locations are panel edge to lower left corner

C	A	R	S	Series/Size		
7.7	12.6	18.9	24.2	D 20.5		
T	R	U	C	K	S	D
2.5	7.4	13	18.7	24	29.4	31

FILENAME: W-5520_GuidSIGN_Designs NORTH CAROLINA D.O.T. SIGN DETAIL

SIGN NUMBER: 403	BACKG COLOR: White	DESIGN BY: LM Moon	CHECKED BY: C Martinez	DATE: Apr 7, 2015
TYPE: D	COPY COLOR: Black	PROJECT ID: W-5520	DIV: 10	
QUANTITY: 4				

SYMBOL	X	Y	WID	HT
R3_4a	4.9	16.5	15.2	16.6
R3_4a	27.9	16.5	15.2	16.6

BORDER
 R=2.25"
 TH=0.88"
 IN=0.63"

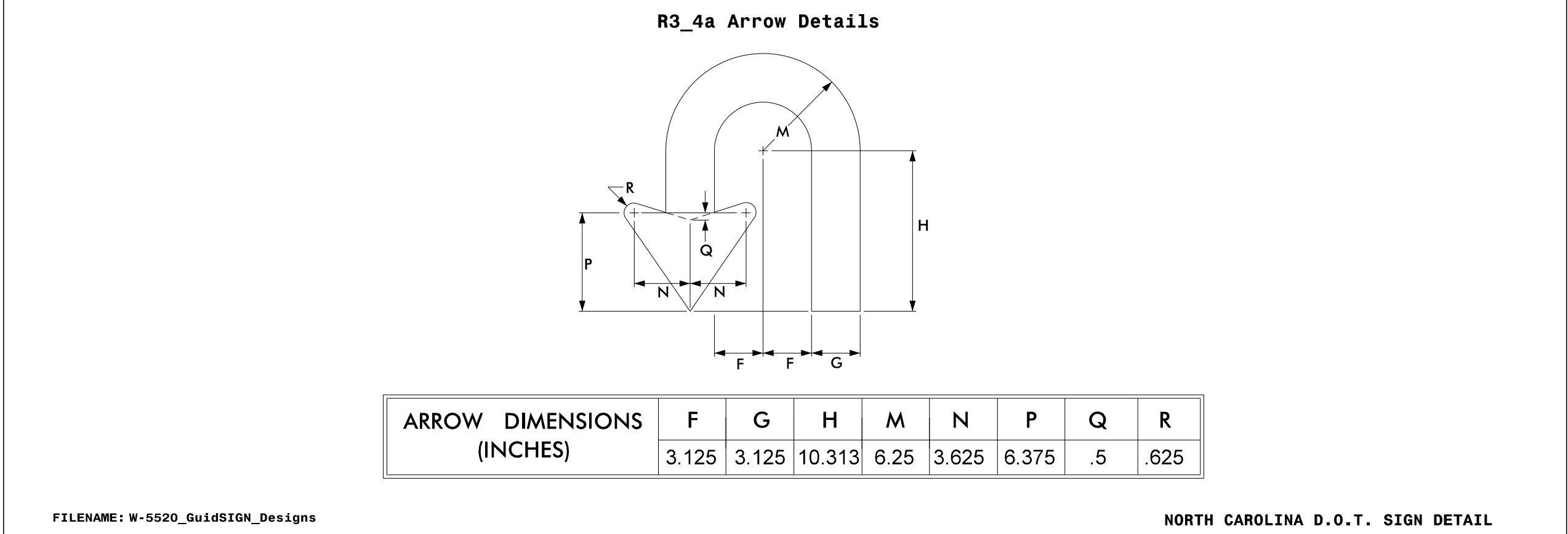
DIVIDER CENTERED HORIZONTALLY

Spacing Factor is 1 unless specified otherwise

LETTER POSITIONS


Letter locations are panel edge to lower left corner

C	A	R	S	Series/Size		
6	9.2	13.2	16.3	D 2000 13.1		
C	A	R	S	D		
29	32.2	36.2	39.3	13.1		
O	N	L	Y	D		
5.7	9.4	13.1	15.8	13.6		
T	R	U	C	K	S	D
25.7	28.8	32.2	35.8	39.4	42.6	19.6



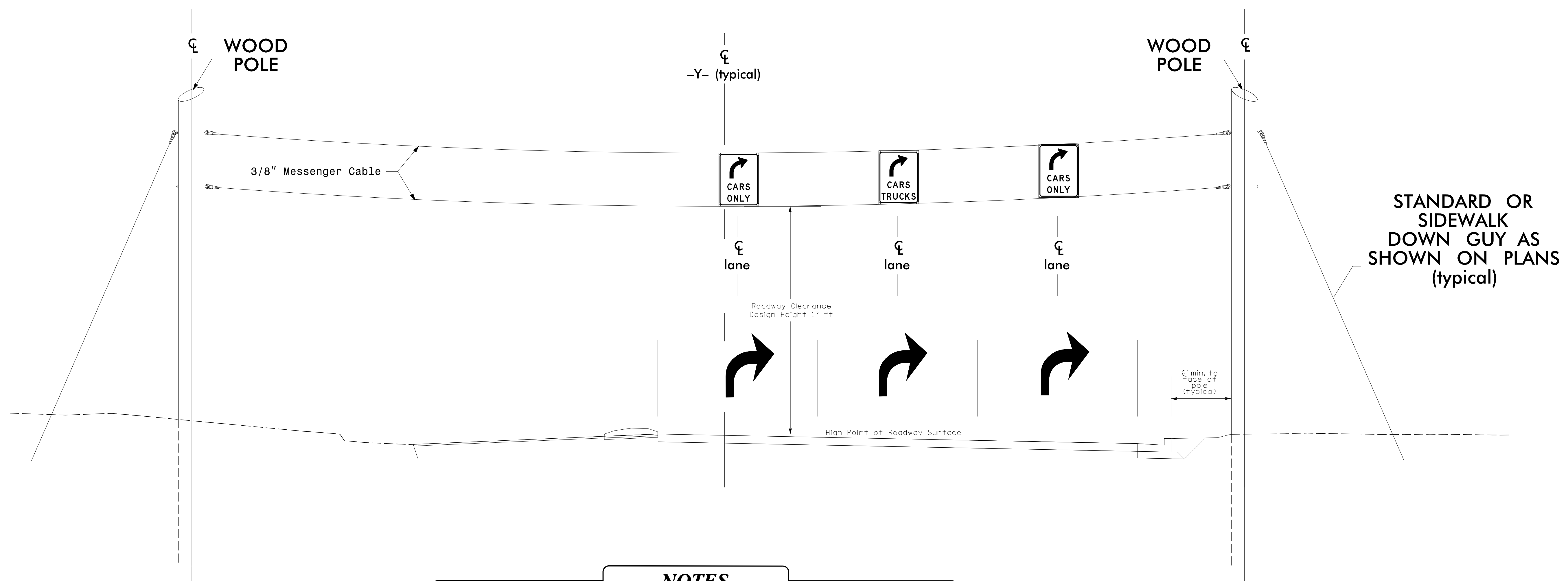
SIGN DESIGNS

9/1/2016 1:00:00 PM C:\Users\lmoon\OneDrive\Work\Projects\W5520_Sign\Layout_Plans\W5520_SGN_SGN01.dgn
 Lisa M. Moon
 Professional Engineer

PROJECT REFERENCE NO. W-5520	SHEET NO. SIGN-04
APPROVED: <i>Lisa M. Moon</i>	
DATE: 9/1/2016	
SEAL	
	
DOCUMENT NOT CONSIDERED FINAL UNLESS ALL SIGNATURES COMPLETED	

TYPICAL INSTALLATION FOR OVERHEAD SIGNS

- Y1- Overhead 'A'
- Y2- Overhead 'B'
- Y3- Overhead 'C'




NOTES

- . MESSENGER CABLE, POLES, AND DOWNGUYS ARE TO BE PAID FOR PER SECTIONS 1710, 1720, AND 1721 OF THE 2012 "STANDARD SPECIFICATIONS FOR ROADS AND STRUCTURES".
- . SIGNS WILL BE PROVIDED BY STATE.
- . SIGN INSTALLATION WILL BE PAID FOR AS "SIGN ERECTION, TYPE B (OVERHEAD)".
- . TETHER SIGNS AT THE TOP AND BOTTOM TO RESTRICT MOVEMENT. PROVIDE APPROPRIATE HARDWARE FOR INSTALLATION.
- . LOCATE POLES AS SHOWN ON PLANS, MAINTAINING A MINIMUM OFFSET OF SIX FEET TO THE BACK OF CURB OR EDGE OF SHOULDER TO THE FACE OF THE POLE.

PLANS PREPARED BY:
 **DRMP**
 ENGINEERS • PLANNERS • SCIENTISTS
DRMP, INC.
 5950 FAIRVIEW ROAD, SUITE 320
 CHARLOTTE, NC 28210
 NC LICENSE NO. C-2213 - (704) 332-2289

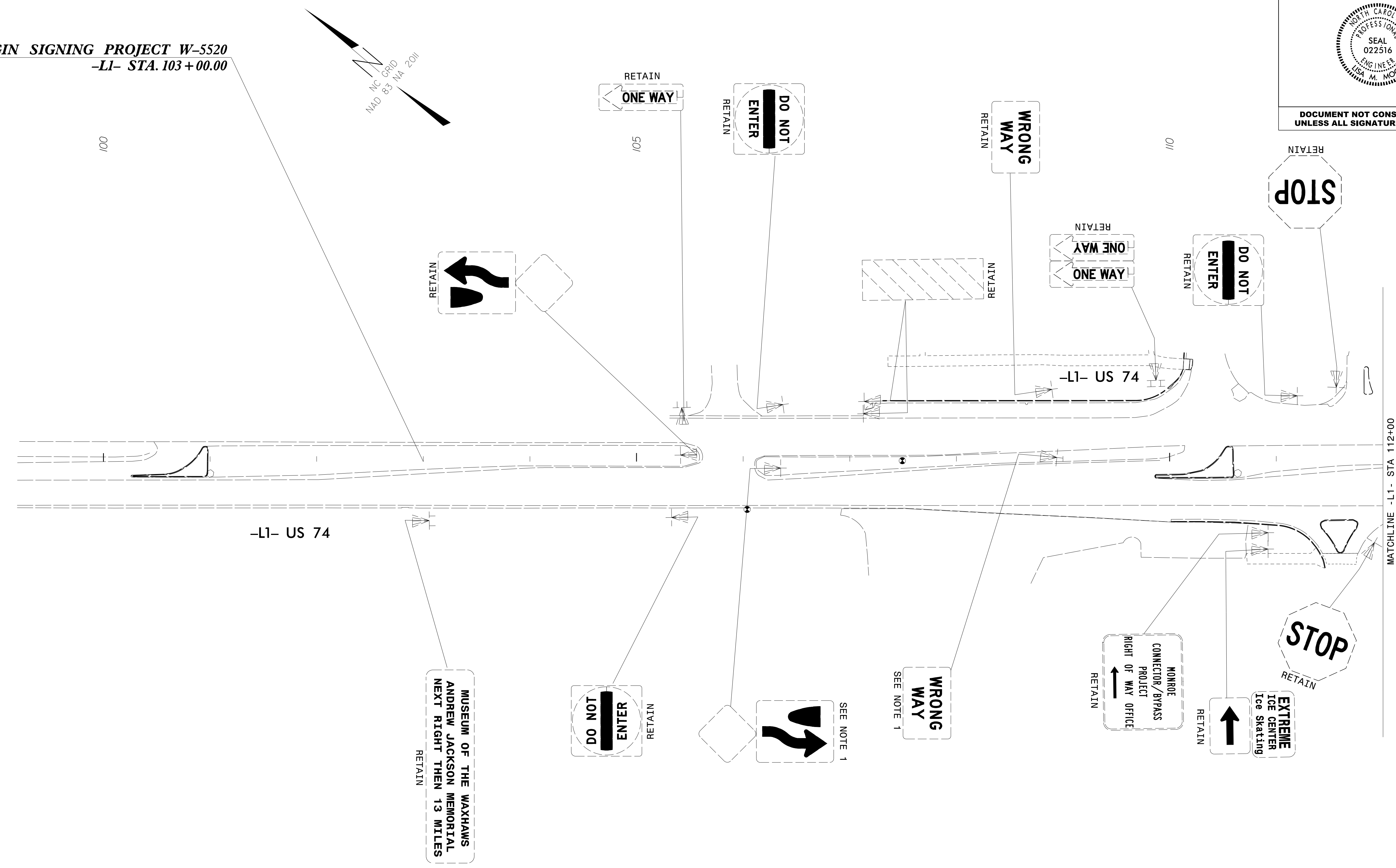
OVERHEAD DETAILS

9/1/2016
N:\Top of File\Signing\CADD\Signing Layout Plans\W5520_SGN_SGN01.dgn
Lisa M. Moon

PROJECT REFERENCE NO. W-5520	SHEET NO. SIGN-05
APPROVED: <i>Lisa M. Moon</i>	
DATE: 9/1/2016	
SEAL	
	
DOCUMENT NOT CONSIDERED FINAL UNLESS ALL SIGNATURES COMPLETED	

BEGIN SIGNING PROJECT W-5520
-L1- STA. 103+00.00

NC GRID
MAD 83 NA 2011



PROJECT NOTES

- 1 DISPOSAL OF SIGN SYSTEM, U-CHANNEL
- 2 DISPOSAL OF SUPPORT, U-CHANNEL
- 3 RELOCATE SIGN, TYPE D
- 4 SIGN ERECTION, RELOCATE SIGN TYPE D

PLANS PREPARED BY:


DRMP
 ENGINEERS • PLANNERS • SCIENTISTS

EXISTING SIGNING
 -L1- STA 103+00 TO -L1- STA 112+00

DRMP, INC.
 5950 FAIRVIEW ROAD, SUITE 300
 CHARLOTTE, NC 28210
 NC LICENSE NO. C-2213 • (704) 332-2289

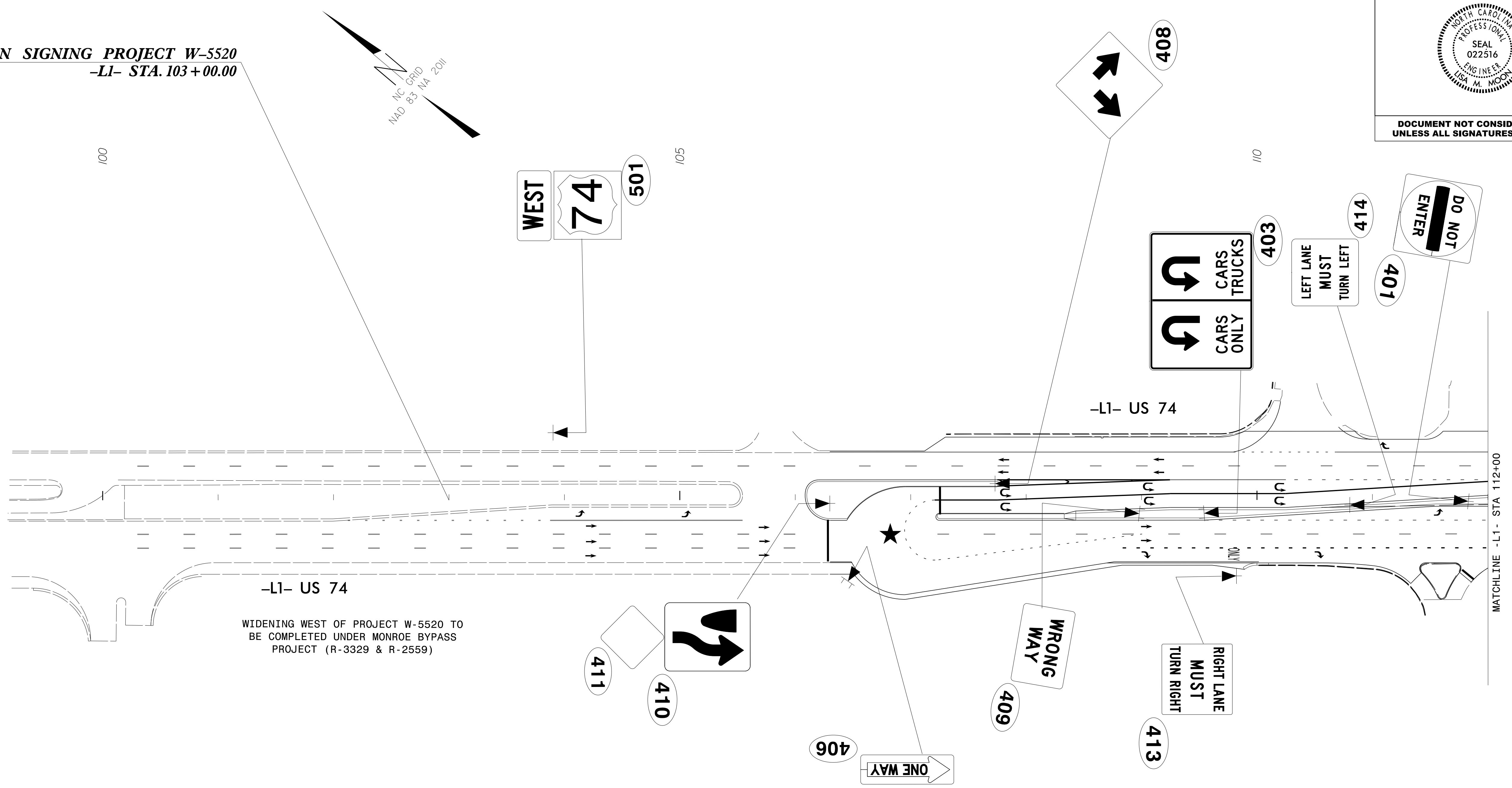
9/1/2016
 N:\T\office\Signing\CADD\Signing Layout\Plans\W5520_SGN_SGN05.dgn
 User: rmissen

★ PROPOSED SIGNAL

PROJECT REFERENCE NO. W-5520	SHEET NO. SIGN-06
APPROVED: <i>Lisa M. Moon</i>	
DATE: 9/1/2016	
SEAL	
	
DOCUMENT NOT CONSIDERED FINAL UNLESS ALL SIGNATURES COMPLETED	

BEGIN SIGNING PROJECT W-5520
-L1- STA. 103+00.00

NC GRID
MAD 83 NA 2011



WIDENING WEST OF PROJECT W-5520 TO
BE COMPLETED UNDER MONROE BYPASS
PROJECT (R-3329 & R-2559)

MATCHLINE -L1- STA 112+00

9/1/2016
N:\Traffic\Signing\CADD\Signing Layout Plans\W5520_SGN_SGN06.dgn
User:trnissen

PLANS PREPARED BY:



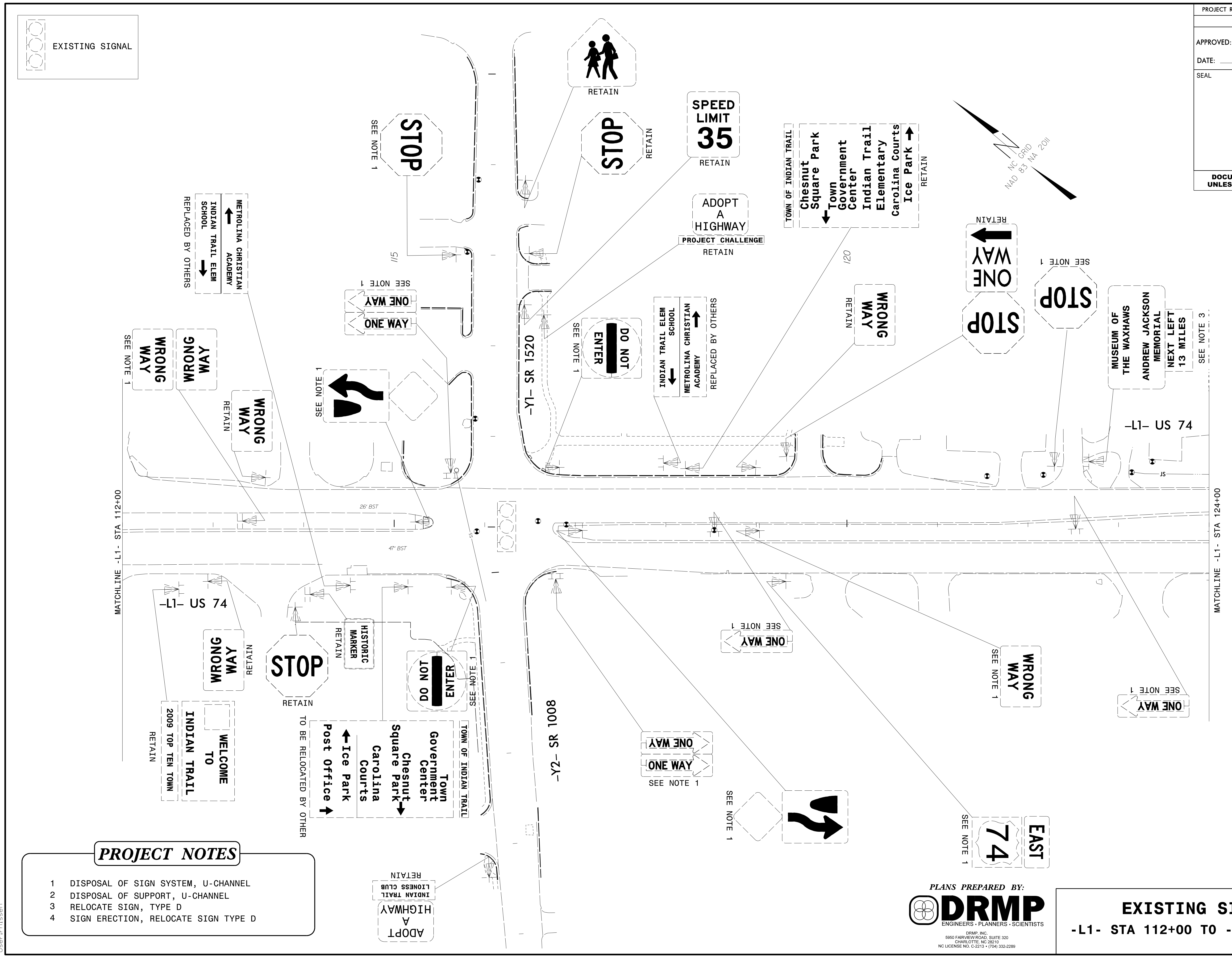
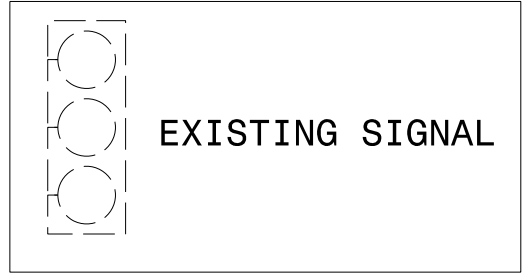
DRMP
ENGINEERS • PLANNERS • SCIENTISTS

DRMP, INC.
5950 FAIRVIEW ROAD, SUITE 300
CHARLOTTE, NC 28210
NC LICENSE NO. C-2213 • (704) 332-2289

PROPOSED SIGNING
-L1- STA 103+00 TO -L1- STA 112+00



DOCUMENT NOT CONSIDERED FINAL UNLESS ALL SIGNATURES COMPLETED



- PROJECT NOTES**
- 1 DISPOSAL OF SIGN SYSTEM, U-CHANNEL
 - 2 DISPOSAL OF SUPPORT, U-CHANNEL
 - 3 RELOCATE SIGN, TYPE D
 - 4 SIGN ERECTION, RELOCATE SIGN TYPE D

PLANS PREPARED BY:

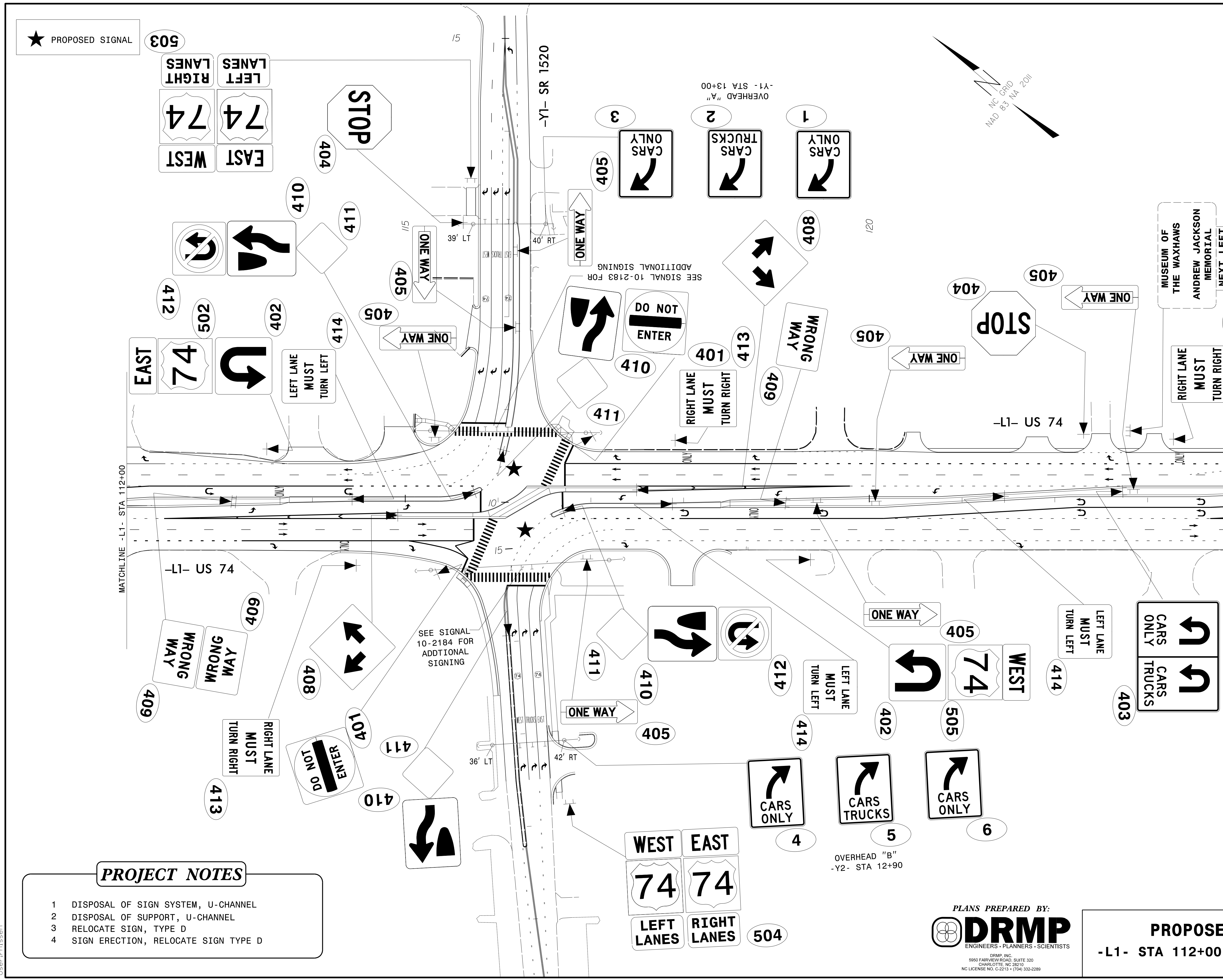
DRMP
ENGINEERS • PLANNERS • SCIENTISTS

DRMP, INC.
5950 FAIRVIEW ROAD, SUITE 300
CHARLOTTE, NC 28210
NC LICENSE NO. C-2213 • (704) 332-2289

EXISTING SIGNING
-L1- STA 112+00 TO -L1- STA 124+00

9/1/2016 N:\T\office\Signing\CADD\Signing Layout Plans\W5520_SGN_SGN07.dgn User:trissen

PROJECT REFERENCE NO. W-5520	SHEET NO. SIGN-08
APPROVED: <i>Lisa M. Moon</i>	
DATE: 9/1/2016	
SEAL	
DOCUMENT NOT CONSIDERED FINAL UNLESS ALL SIGNATURES COMPLETED	



- PROJECT NOTES**
- DISPOSAL OF SIGN SYSTEM, U-CHANNEL
 - DISPOSAL OF SUPPORT, U-CHANNEL
 - RELOCATE SIGN, TYPE D
 - SIGN ERECTION, RELOCATE SIGN TYPE D

PLANS PREPARED BY:

DRMP
ENGINEERS • PLANNERS • SCIENTISTS

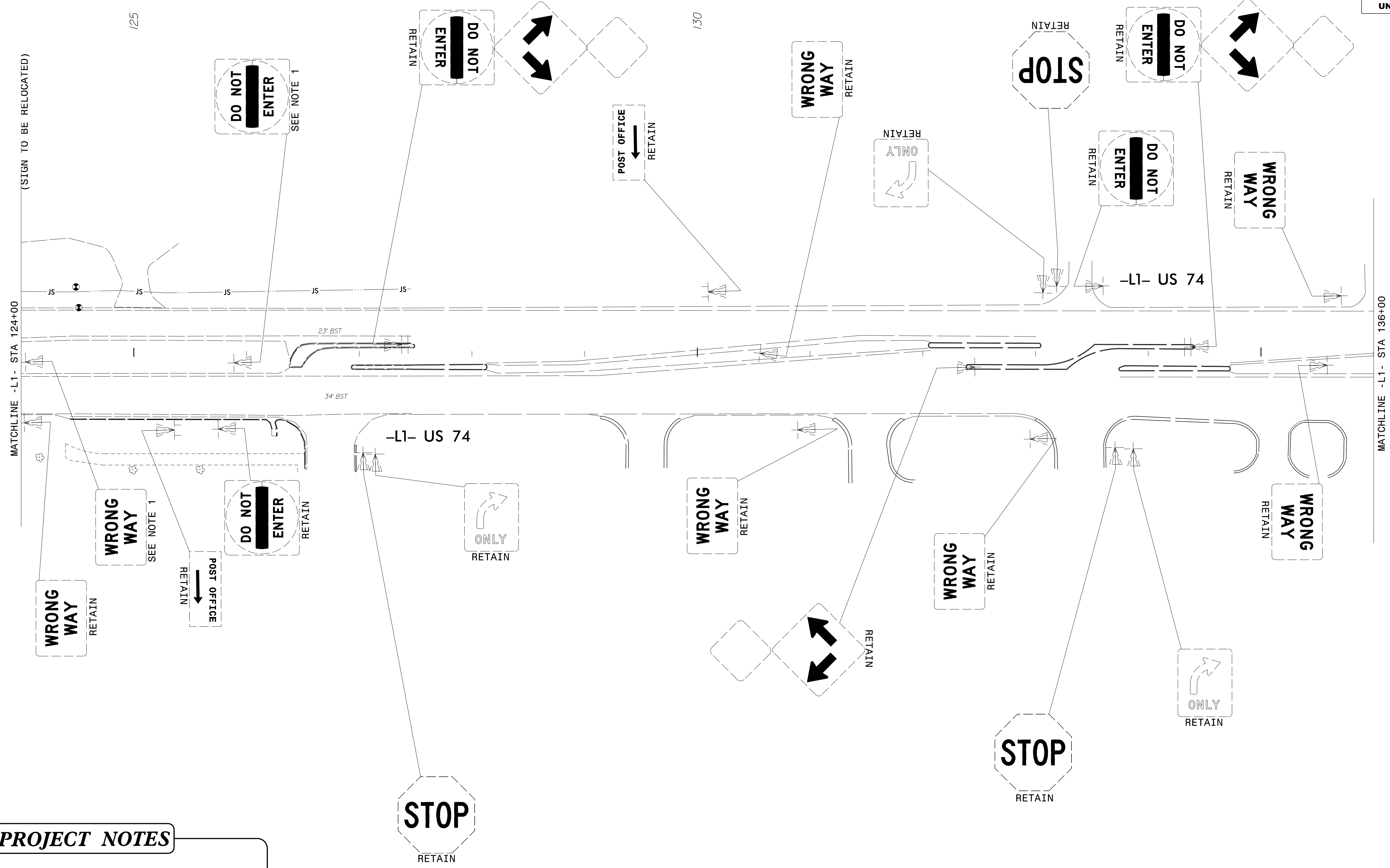

DRMP, INC.
5950 FAIRVIEW ROAD, SUITE 300
CHARLOTTE, NC 28210
NC LICENSE NO. C-2213 • (704) 332-2289

PROPOSED SIGNING
-L1- STA 112+00 TO -L1- STA 124+00

9/1/2016 N:\Traf\Traf\Signing\CADD\Signing Layout Plans\W5520_SGN_SGN08.dgn User:trnissen



DOCUMENT NOT CONSIDERED FINAL UNLESS ALL SIGNATURES COMPLETED



PROJECT NOTES

- 1 DISPOSAL OF SIGN SYSTEM, U-CHANNEL
- 2 DISPOSAL OF SUPPORT, U-CHANNEL
- 3 RELOCATE SIGN, TYPE D
- 4 SIGN ERECTION, RELOCATE SIGN TYPE D

PLANS PREPARED BY:
DRMP
ENGINEERS • PLANNERS • SCIENTISTS

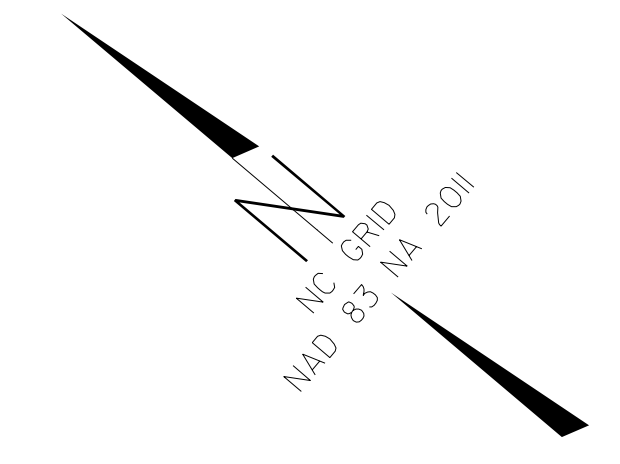
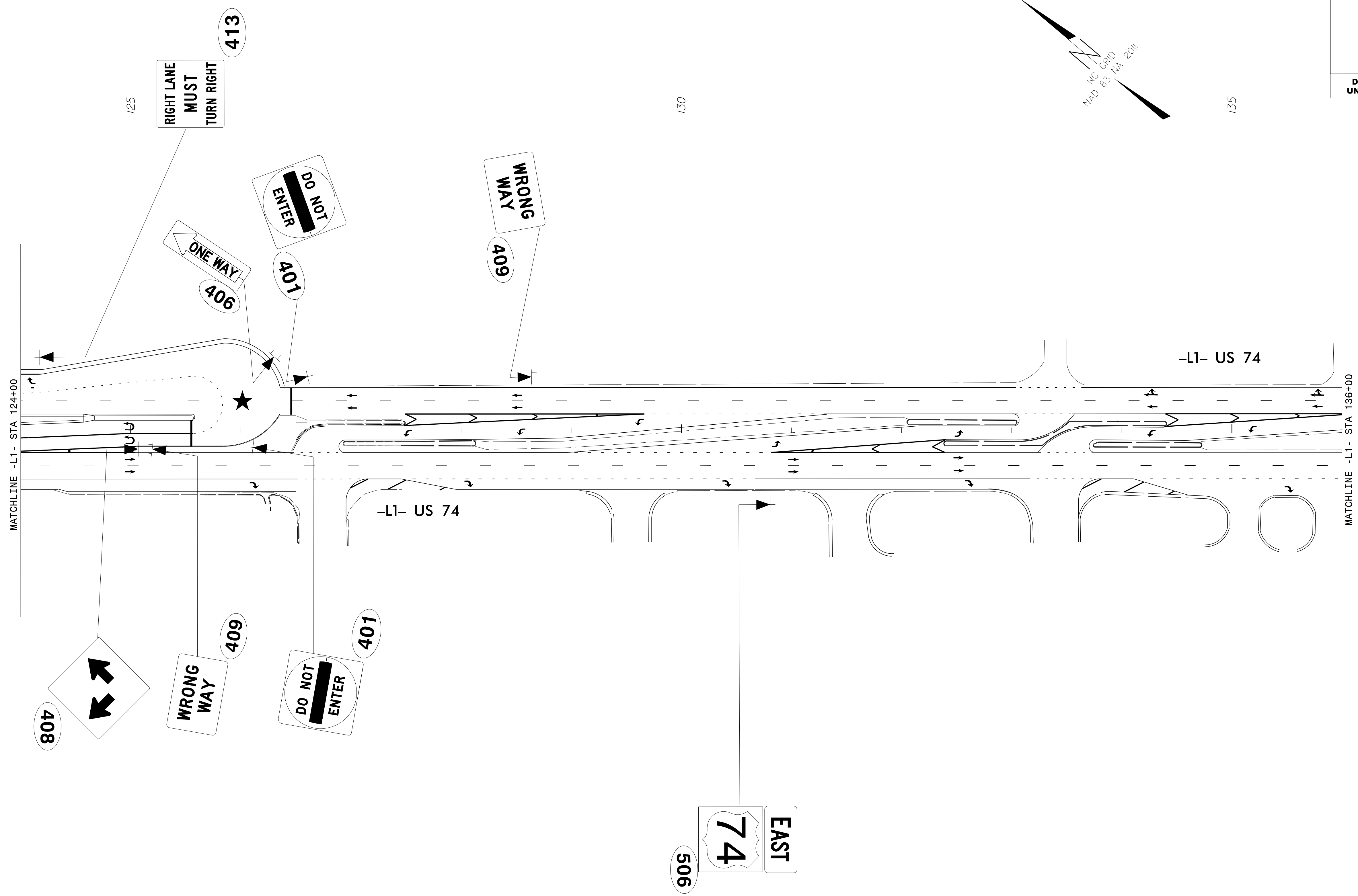
DRMP, INC.
5950 FAIRVIEW ROAD, SUITE 300
CHARLOTTE, NC 28210
NC LICENSE NO. C-2213 • (704) 332-2289

EXISTING SIGNING
-L1- STA 124+00 TO -L1- STA 136+00

9/1/2016
N:\T\office\Signing\CADD\Signing Layout Plans\W5520_SGN_SGN09.dgn
User:trnissen

PROJECT REFERENCE NO. W-5520	SHEET NO. SIGN-10
APPROVED: <i>Lisa M. Moon</i>	
DATE: 9/1/2016	
SEAL	
DOCUMENT NOT CONSIDERED FINAL UNLESS ALL SIGNATURES COMPLETED	

★ PROPOSED SIGNAL




9/1/2016
 N:\Traffic\Signing\CADD\Signing Layout Plans\W5520_SGN_SGN10.dgn
 User: rmissen

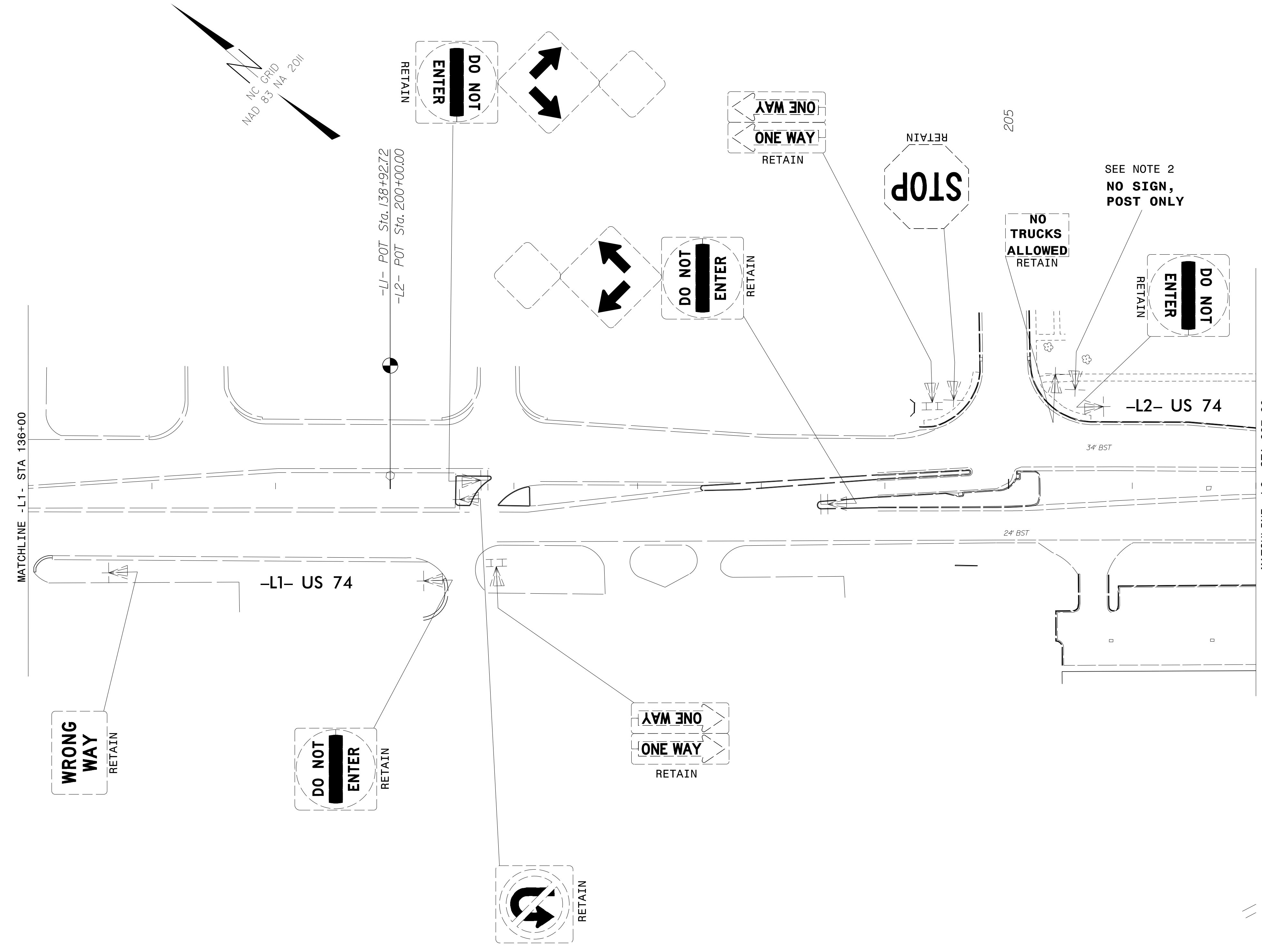
PLANS PREPARED BY:

DRMP
ENGINEERS • PLANNERS • SCIENTISTS

DRMP, INC.
5950 FAIRVIEW ROAD, SUITE 300
CHARLOTTE, NC 28210
NC LICENSE NO. C-2213 • (704) 332-2289

PROPOSED SIGNING
-L1- STA 124+00 TO -L1- STA 136+00

PROJECT REFERENCE NO. W-5520	SHEET NO. SIGN-11
APPROVED: <i>Lisa M. Moon</i>	
DATE: 9/1/2016	
SEAL	
	
DOCUMENT NOT CONSIDERED FINAL UNLESS ALL SIGNATURES COMPLETED	



PROJECT NOTES

- 1 DISPOSAL OF SIGN SYSTEM, U-CHANNEL
- 2 DISPOSAL OF SUPPORT, U-CHANNEL
- 3 RELOCATE SIGN, TYPE D
- 4 SIGN ERECTION, RELOCATE SIGN TYPE D

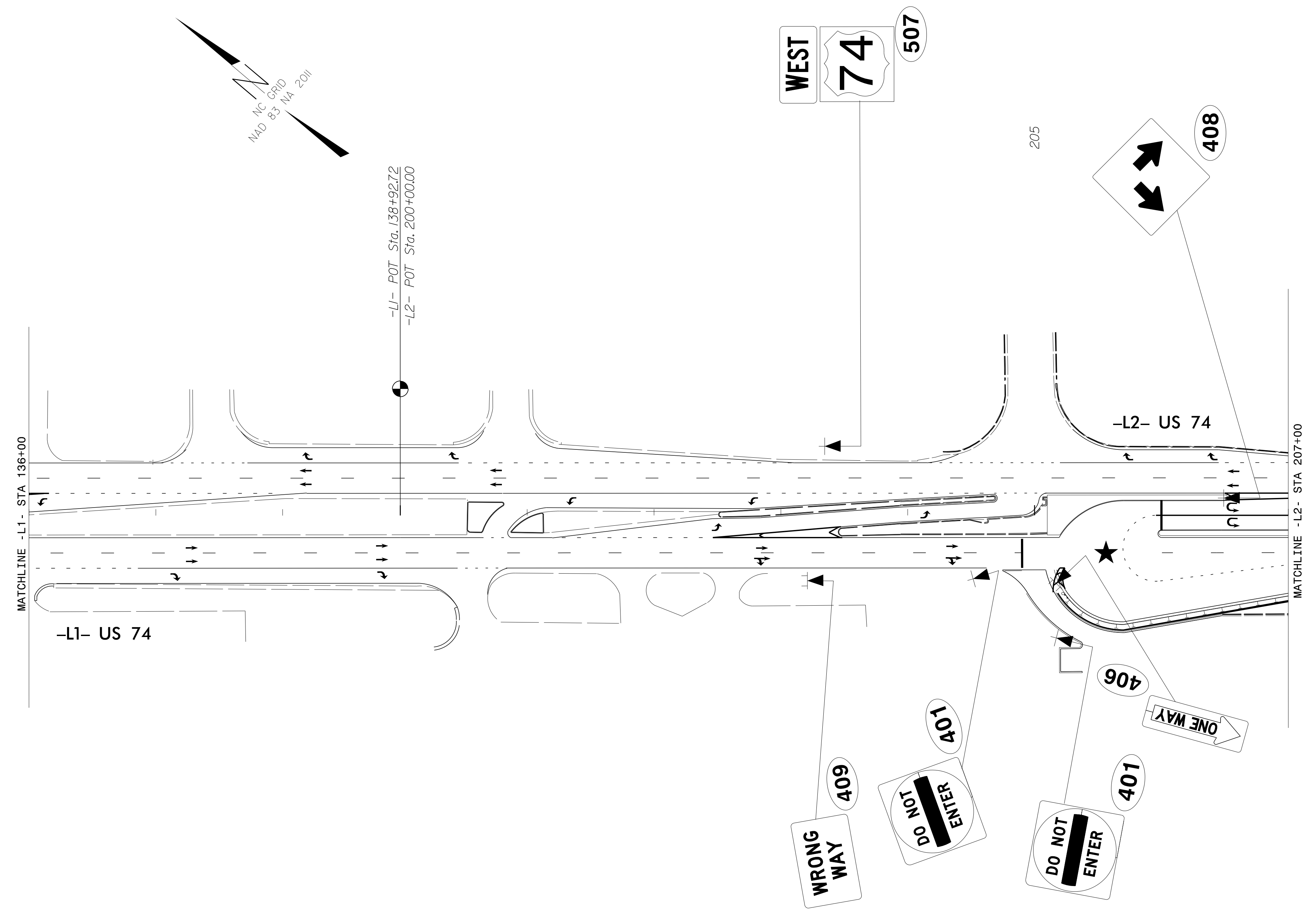
PLANS PREPARED BY:
 **DRMP**
 ENGINEERS • PLANNERS • SCIENTISTS

DRMP, INC.
 5950 FAIRVIEW ROAD, SUITE 300
 CHARLOTTE, NC 28210
 NC LICENSE NO. C-2213 • (704) 332-2289

EXISTING SIGNING
 -L1- STA 136+00 TO -L2- STA 207+00

9/1/2016
 N:\T\office\CADD\Signing Layout Plans\W5520_SGN_SGN11.dgn
 User: rmissen

★ PROPOSED SIGNAL



PROJECT REFERENCE NO. W-5520	SHEET NO. SIGN-12
APPROVED: <i>Lisa M. Moon</i>	
DATE: 9/22/2016	
SEAL	
DOCUMENT NOT CONSIDERED FINAL UNLESS ALL SIGNATURES COMPLETED	

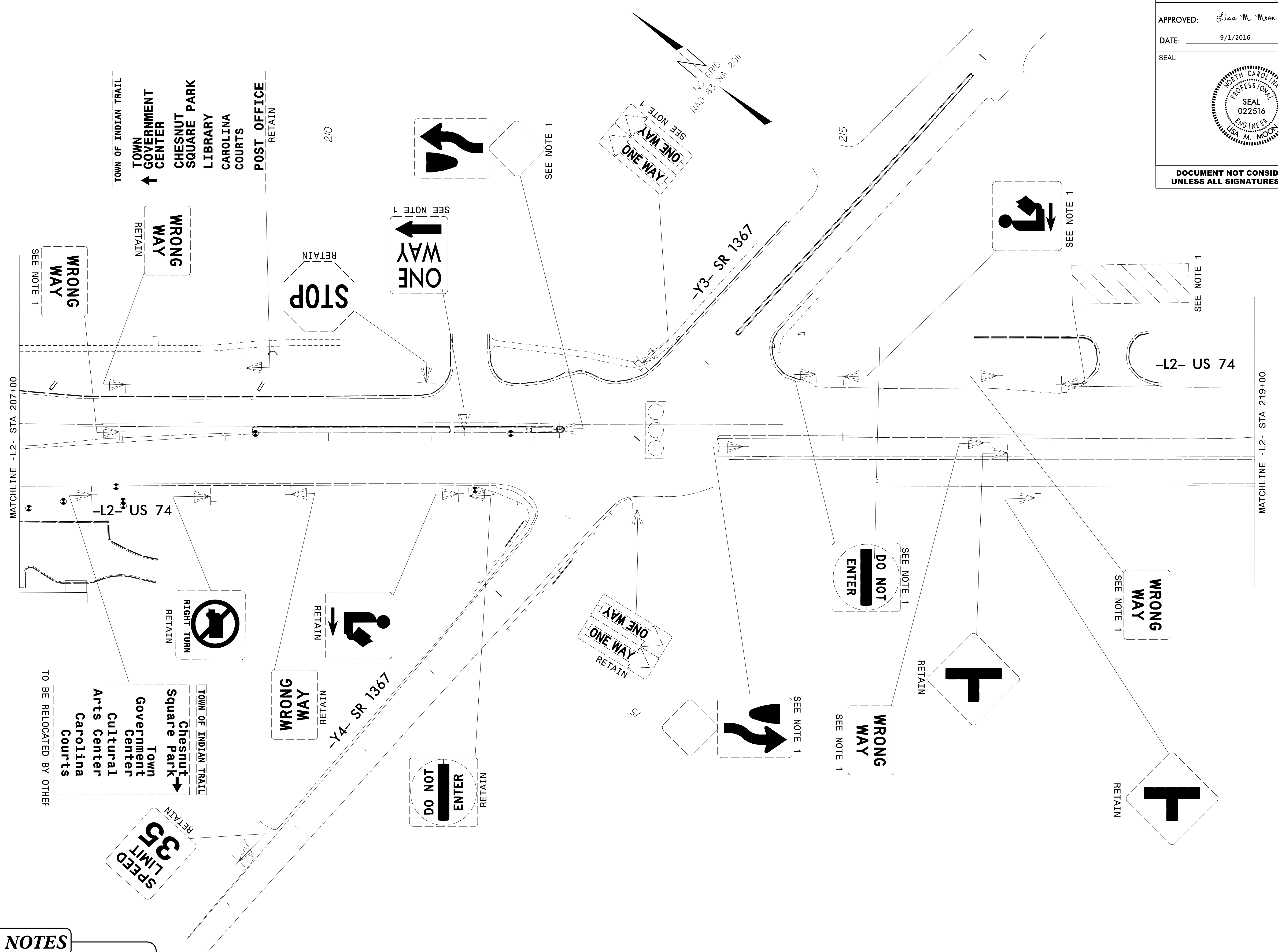
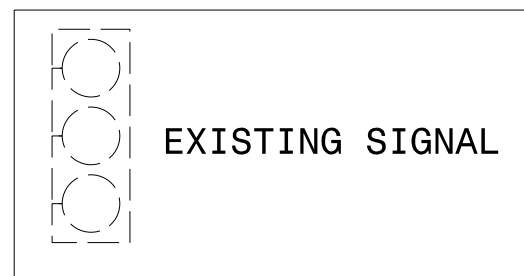
9/22/2016
N:\Traffic\Signing\CADD\Signing Layout Plans\W5520_SGN_SGN12.dgn
User:limoon

PLANS PREPARED BY:
DRMP
 ENGINEERS • PLANNERS • SCIENTISTS
 DRMP, INC.
 5950 FAIRVIEW ROAD, SUITE 300
 CHARLOTTE, NC 28210
 NC LICENSE NO. C-2213 • (704) 332-2289

PROPOSED SIGNING
 -L1- STA 136+00 TO -L2- STA 207+00



DOCUMENT NOT CONSIDERED FINAL UNLESS ALL SIGNATURES COMPLETED



- PROJECT NOTES**
- 1 DISPOSAL OF SIGN SYSTEM, U-CHANNEL
 - 2 DISPOSAL OF SUPPORT, U-CHANNEL
 - 3 RELOCATE SIGN, TYPE D
 - 4 SIGN ERECTION, RELOCATE SIGN TYPE D

PLANS PREPARED BY:

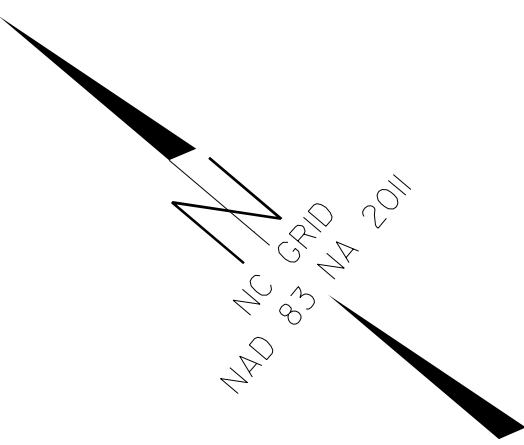
DRMP
ENGINEERS • PLANNERS • SCIENTISTS

DRMP, INC.
5950 FAIRVIEW ROAD, SUITE 300
CHARLOTTE, NC 28210
NC LICENSE NO. C-2213 • (704) 332-2289

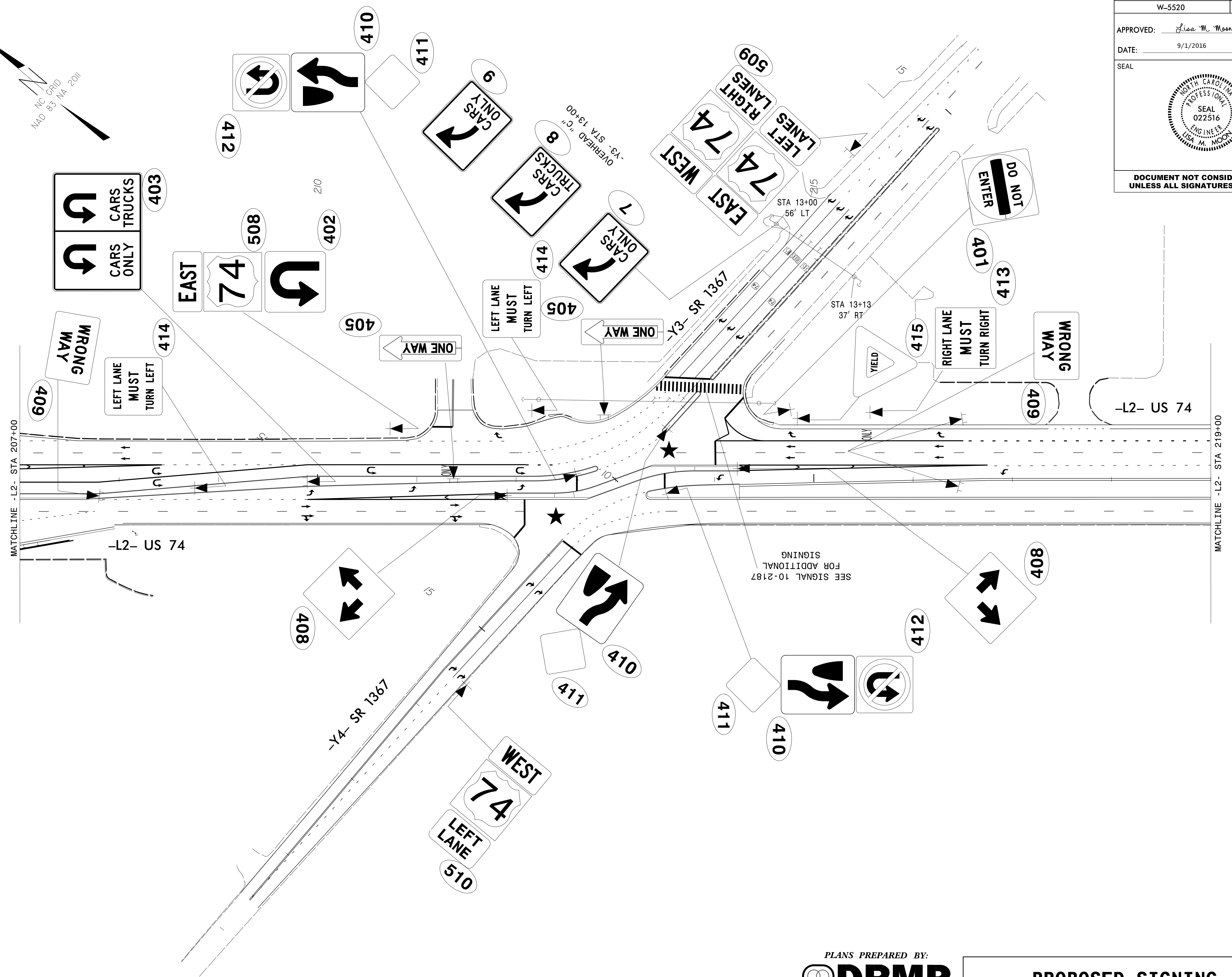
EXISTING SIGNING
-L2- STA 207+00 TO -L2- STA 219+00

9/1/2016
N:\Traffic\Signing\CADD\Signing Layout Plans\W5520_SGN_SGN13.dgn
User:trnissen

★ PROPOSED SIGNAL



PROJECT REFERENCE NO. W-5520	SHEET NO. SIGN-14
APPROVED: <i>Lisa M. Moon</i>	
DATE: 9/1/2016	
SEAL	
DOCUMENT NOT CONSIDERED FINAL UNLESS ALL SIGNATURES COMPLETED	



SEE SIGNAL 10-2187 FOR ADDITIONAL SIGNING


9/1/2016
N:\Traffic\Signing\CADD\Signing Layout Plans\W5520_SGN_SGN14.dgn
User:trnissen

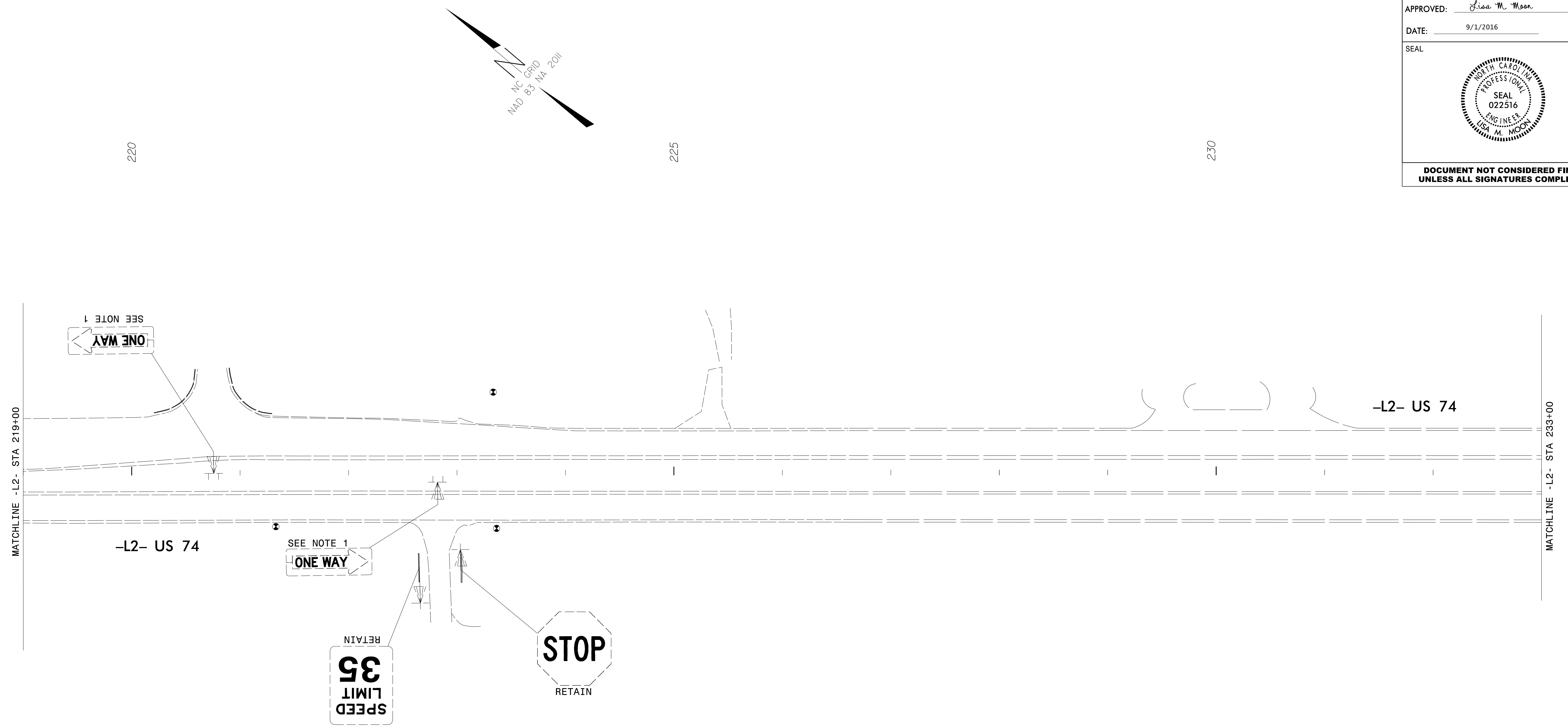
PLANS PREPARED BY:

DRMP
ENGINEERS • PLANNERS • SCIENTISTS

DRMP, INC.
5950 FAIRVIEW ROAD, SUITE 300
CHARLOTTE, NC 28210
NC LICENSE NO. C-2213 • (704) 332-2289

PROPOSED SIGNING
-L2- STA 207+00 TO -L2- STA 219+00

PROJECT REFERENCE NO.	SHEET NO.
W-5520	SIGN-15
APPROVED: <i>Lisa M. Moon</i>	
DATE: 9/1/2016	
SEAL	
	
DOCUMENT NOT CONSIDERED FINAL UNLESS ALL SIGNATURES COMPLETED	



PROJECT NOTES

- 1 DISPOSAL OF SIGN SYSTEM, U-CHANNEL
- 2 DISPOSAL OF SUPPORT, U-CHANNEL
- 3 RELOCATE SIGN, TYPE D
- 4 SIGN ERECTION, RELOCATE SIGN TYPE D

PLANS PREPARED BY:




DRMP
ENGINEERS • PLANNERS • SCIENTISTS

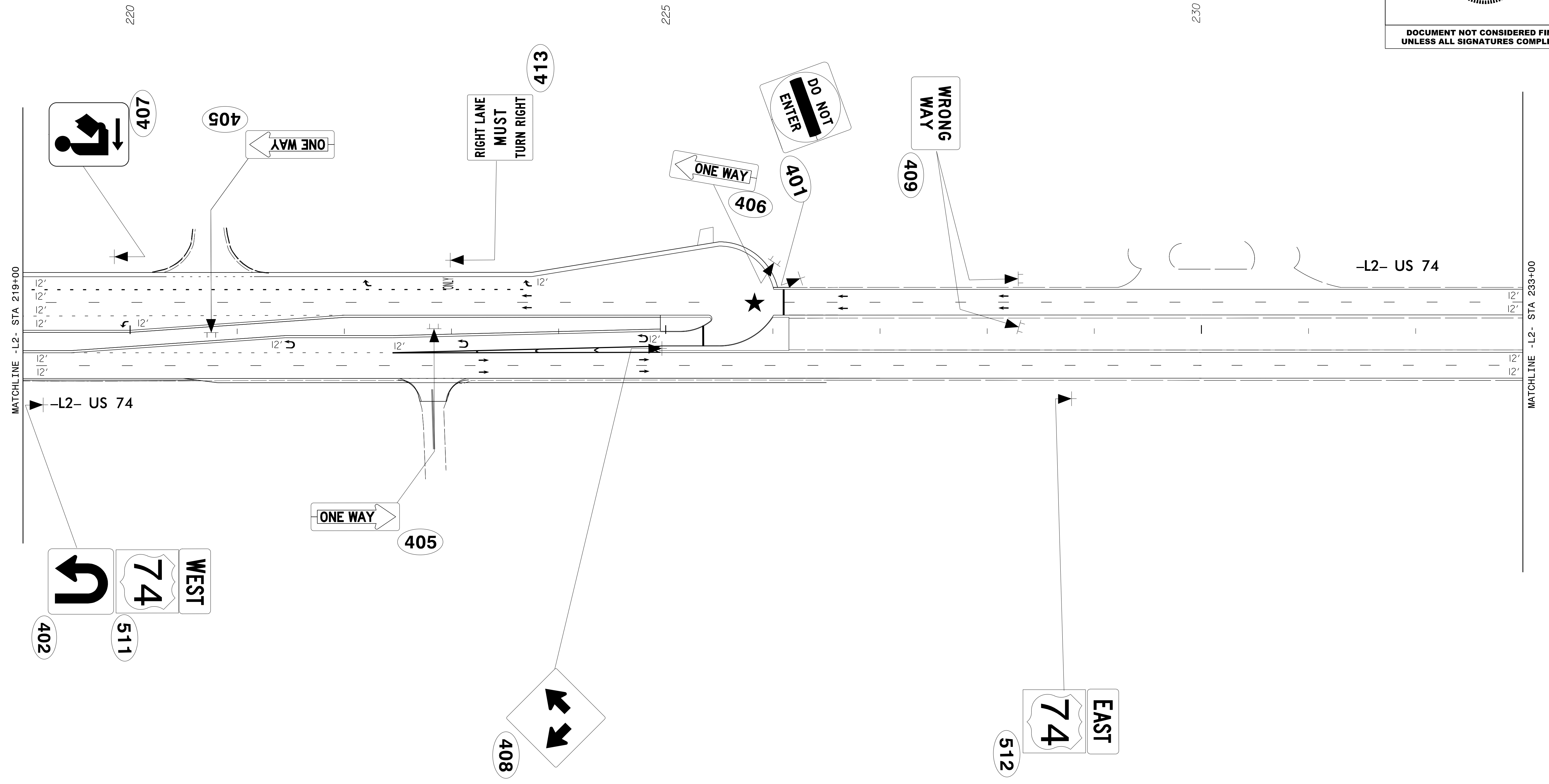
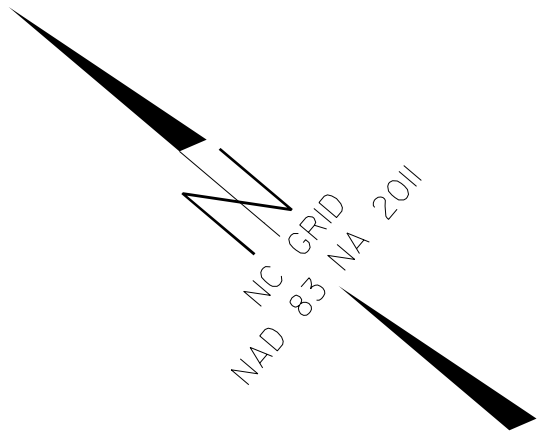
DRMP, INC.
5950 FAIRVIEW ROAD, SUITE 300
CHARLOTTE, NC 28210
NC LICENSE NO. C-2213 • (704) 332-2289

EXISTING SIGNING
-L2- STA 219+00 TO -L2- STA 233+00

9/1/2016
 N:\T\office\Signing\CADD\Signing Layout Plans\W5520_SGN_SGN15.dgn
 User:trnissen

PROJECT REFERENCE NO. W-5520	SHEET NO. SIGN-16
APPROVED: <i>Lisa M. Moon</i>	
DATE: 9/1/2016	
SEAL	
	
DOCUMENT NOT CONSIDERED FINAL UNLESS ALL SIGNATURES COMPLETED	

★ PROPOSED SIGNAL

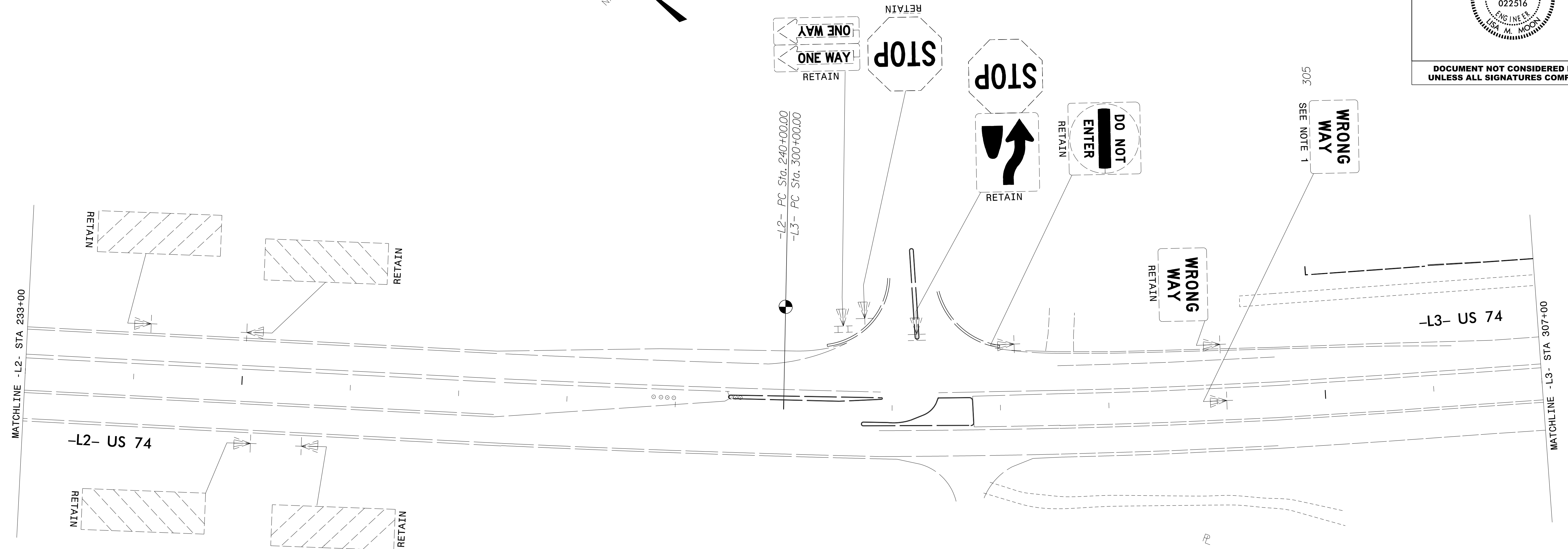



9/1/2016
N:\Traffic\Signing\CADD\Signing Layout Plans\W5520_SGN_SGN16.dgn
User:rnissen

PLANS PREPARED BY:
 **DRMP**
 ENGINEERS • PLANNERS • SCIENTISTS
DRMP, INC.
 5950 FAIRVIEW ROAD, SUITE 300
 CHARLOTTE, NC 28210
 NC LICENSE NO. C-2213 • (704) 332-2289

PROPOSED SIGNING
 -L2- STA 219+00 TO -L2- STA 233+00

PROJECT REFERENCE NO. W-5520	SHEET NO. SIGN-17
APPROVED: <i>Lisa M. Moon</i>	
DATE: 9/1/2016	
SEAL	
DOCUMENT NOT CONSIDERED FINAL UNLESS ALL SIGNATURES COMPLETED	



PROJECT NOTES

- 1 DISPOSAL OF SIGN SYSTEM, U-CHANNEL
- 2 DISPOSAL OF SUPPORT, U-CHANNEL
- 3 RELOCATE SIGN, TYPE D
- 4 SIGN ERECTION, RELOCATE SIGN TYPE D


PLANS PREPARED BY:

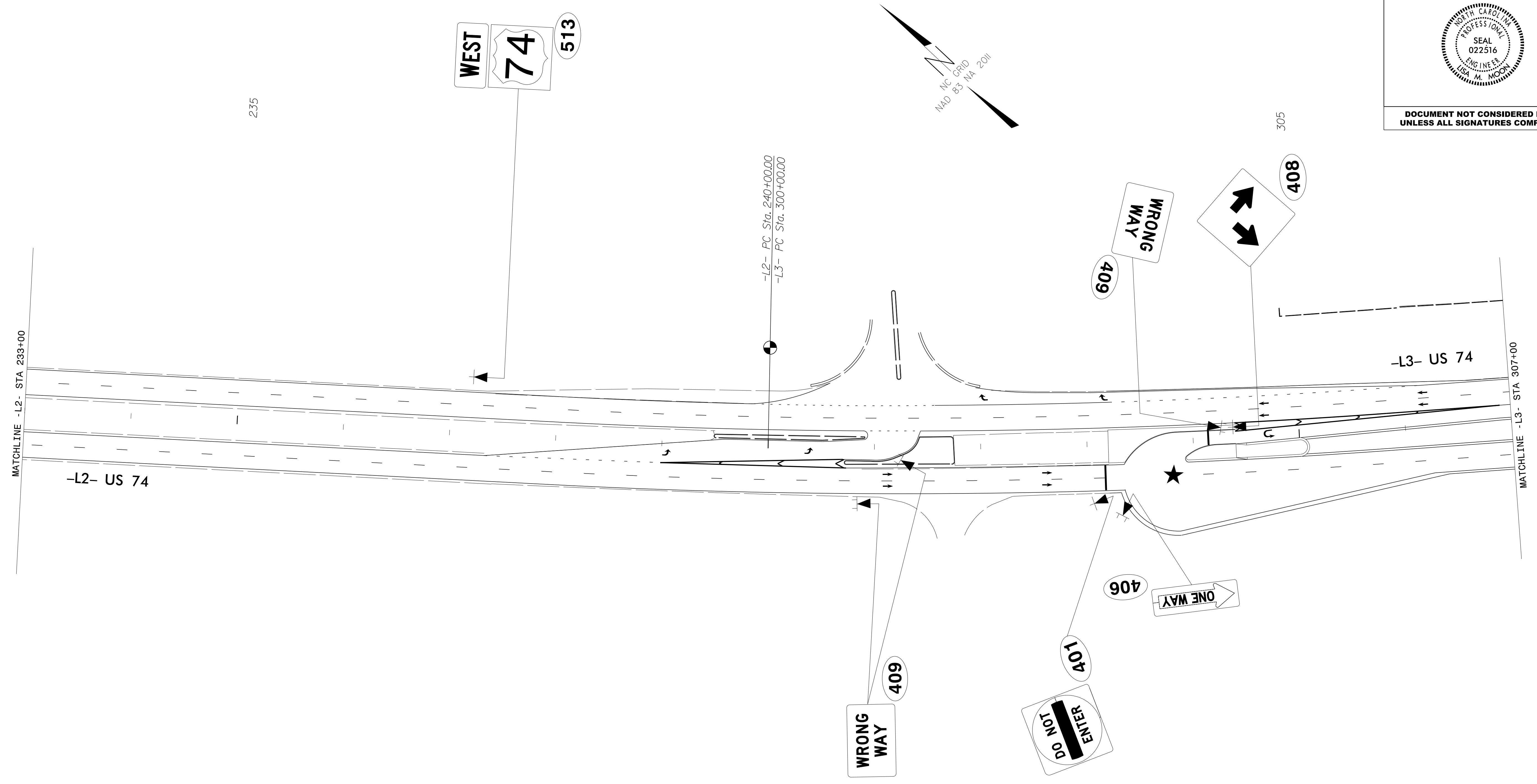
DRMP, INC.
5950 FAIRVIEW ROAD, SUITE 300
CHARLOTTE, NC 28210
NC LICENSE NO. C-2213 • (704) 332-2289

EXISTING SIGNING
-L2- STA 233+00 TO -L3- STA 307+00

9/1/2016 N:\T\office\Signing\CADD\Signing Layout Plans\W5520_SGN_SGN17.dgn User:trnissen

★ PROPOSED SIGNAL

PROJECT REFERENCE NO. W-5520	SHEET NO. SIGN-18
APPROVED: <i>Lisa M. Moon</i>	
DATE: 9/1/2016	
SEAL	
	
DOCUMENT NOT CONSIDERED FINAL UNLESS ALL SIGNATURES COMPLETED	



9/1/2016
N:\Traffic\Signing\CADD\Signing Layout Plans\W5520_SGN_SGN18.dgn
User:rnissen


PLANS PREPARED BY:

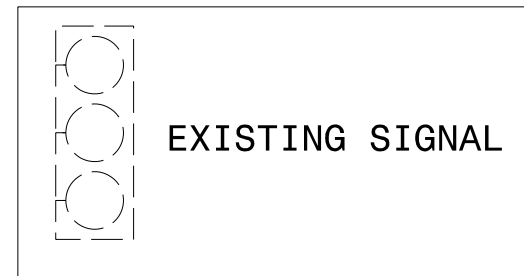


DRMP
ENGINEERS • PLANNERS • SCIENTISTS

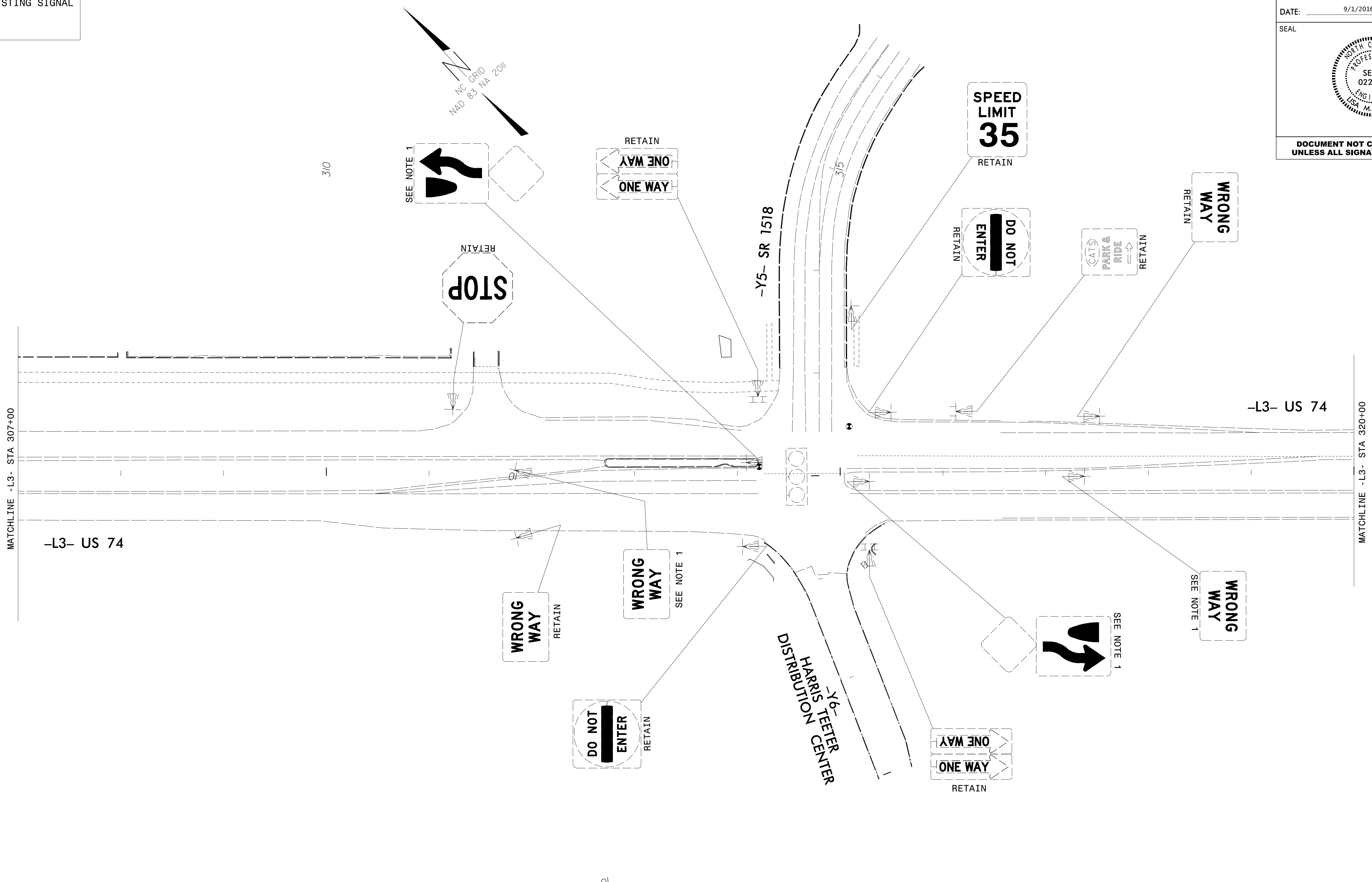
DRMP, INC.
5950 FAIRVIEW ROAD, SUITE 300
CHARLOTTE, NC 28210
NC LICENSE NO. C-2213 • (704) 332-2289

PROPOSED SIGNING
-L2- STA 233+00 TO -L3- STA 307+00

PROJECT REFERENCE NO. W-5520	SHEET NO. SIGN-19
APPROVED: <i>Lisa M. Moon</i>	
DATE: 9/1/2016	
SEAL	
	
DOCUMENT NOT CONSIDERED FINAL UNLESS ALL SIGNATURES COMPLETED	



EXISTING SIGNAL



PROJECT NOTES

- 1 DISPOSAL OF SIGN SYSTEM, U-CHANNEL
- 2 DISPOSAL OF SUPPORT, U-CHANNEL
- 3 RELOCATE SIGN, TYPE D
- 4 SIGN ERECTION, RELOCATE SIGN TYPE D

PLANS PREPARED BY:



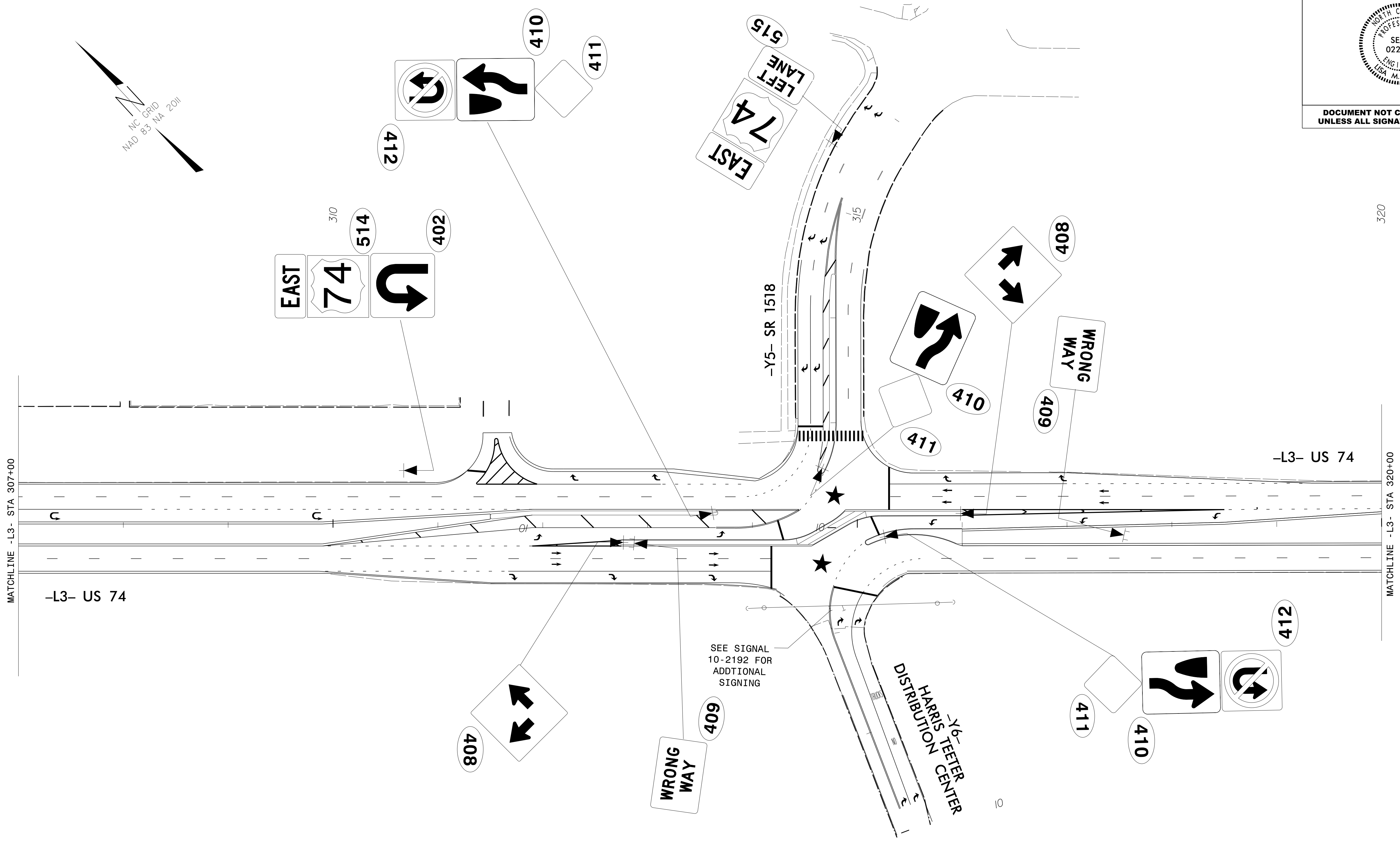

DRMP
ENGINEERS • PLANNERS • SCIENTISTS

DRMP, INC.
5950 FAIRVIEW ROAD, SUITE 300
CHARLOTTE, NC 28210
NC LICENSE NO. C-2213 • (704) 332-2289

EXISTING SIGNING
-L3- STA 307+00 TO -L3- STA 320+00

9/1/2016
 N:\T\office\Signing\CADD\Signing Layout Plans\W5520_SGN_SGN19.dgn
 User:trnissen

★ PROPOSED SIGNAL



PROJECT REFERENCE NO. W-5520	SHEET NO. SIGN-20
APPROVED: <i>Lisa M. Moon</i>	
DATE: 9/1/2016	
SEAL	
DOCUMENT NOT CONSIDERED FINAL UNLESS ALL SIGNATURES COMPLETED	

320

MATCHLINE -L3- STA 320+00

MATCHLINE -L3- STA 307+00

-L3- US 74

-L3- US 74

SEE SIGNAL
10-2192 FOR
ADDITIONAL
SIGNING

HARRIS TEETER CENTER
DISTRIBUTION CENTER

WRONG WAY

WRONG WAY


9/1/2016
N:\Traffic\Signing\CADD\Signing_Layout_Plans\W5520_SGN_SGN20.dgn
User:rimissen

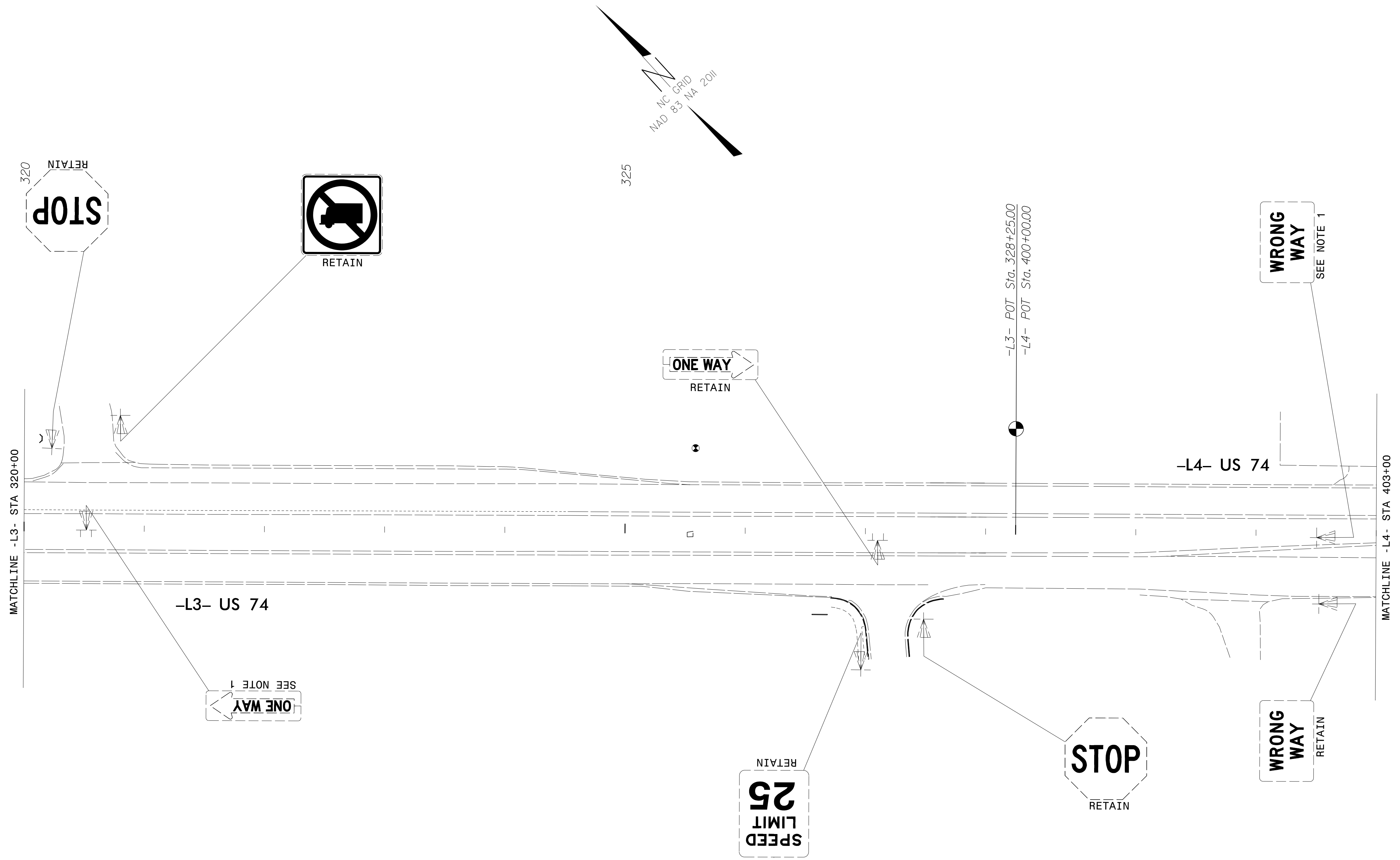
PLANS PREPARED BY:

DRMP
ENGINEERS • PLANNERS • SCIENTISTS

DRMP, INC.
5950 FAIRVIEW ROAD, SUITE 330
CHARLOTTE, NC 28210
NC LICENSE NO. C-2213 • (704) 332-2289

PROPOSED SIGNING
-L3- STA 307+00 TO -L3- STA 320+00

PROJECT REFERENCE NO. W-5520	SHEET NO. SIGN-21
APPROVED: <i>Lisa M. Moon</i>	
DATE: 9/1/2016	
SEAL	
	
DOCUMENT NOT CONSIDERED FINAL UNLESS ALL SIGNATURES COMPLETED	



PROJECT NOTES

- 1 DISPOSAL OF SIGN SYSTEM, U-CHANNEL
- 2 DISPOSAL OF SUPPORT, U-CHANNEL
- 3 RELOCATE SIGN, TYPE D
- 4 SIGN ERECTION, RELOCATE SIGN TYPE D

PLANS PREPARED BY:



DRMP
ENGINEERS • PLANNERS • SCIENTISTS

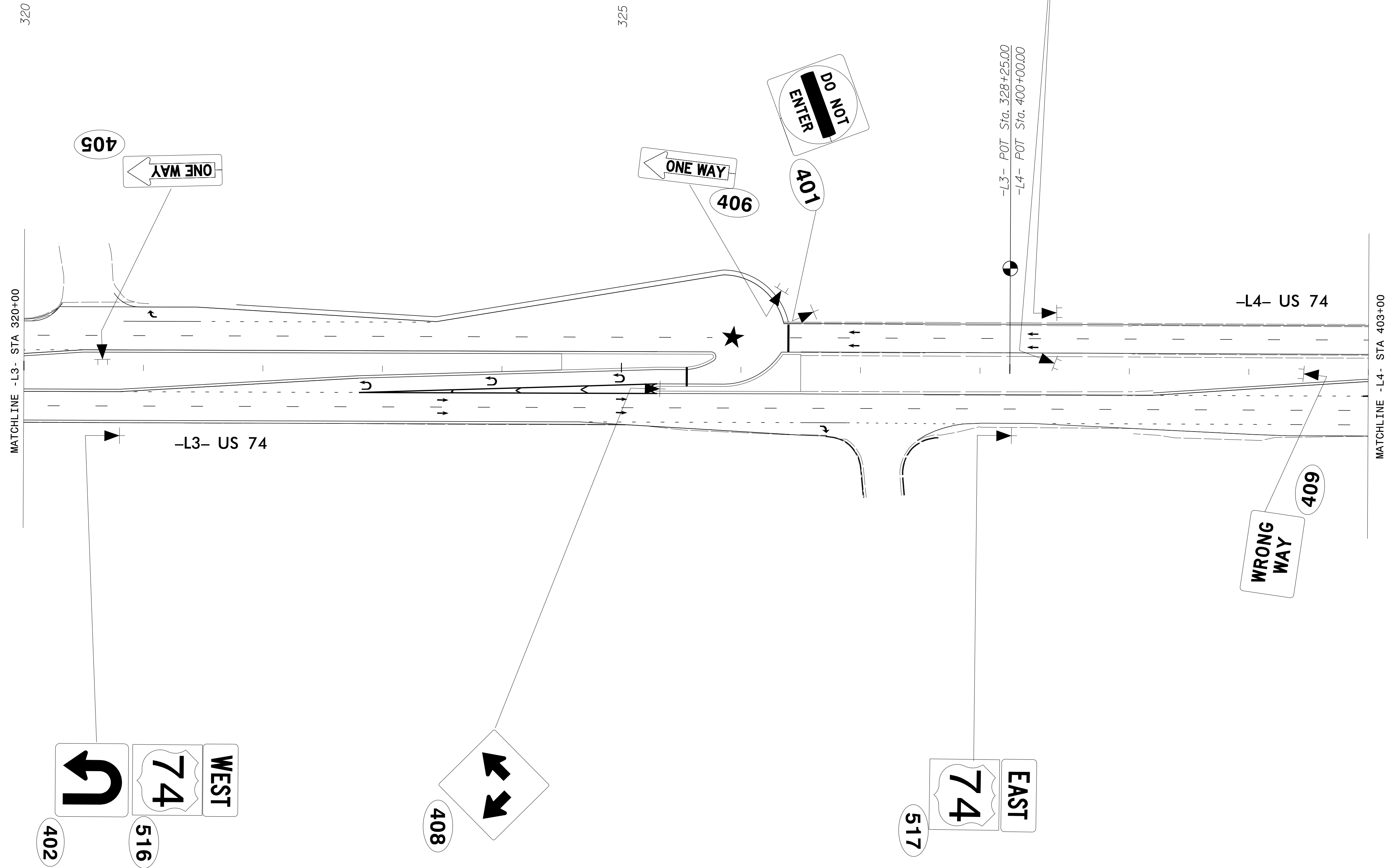

DRMP, INC.
5950 FAIRVIEW ROAD, SUITE 300
CHARLOTTE, NC 28210
NC LICENSE NO. C-2213 • (704) 332-2289

EXISTING SIGNING

-L3- STA 320+00 TO -L4- STA 403+00

9/1/2016
 N:\T\office\Signing\CADD\Signing Layout Plans\W5520_SGN_SGN21.dgn
 User:trnissen

★ PROPOSED SIGNAL



PROJECT REFERENCE NO. W-5520	SHEET NO. SIGN-22
APPROVED: <i>Lisa M. Moon</i>	
DATE: 9/1/2016	
SEAL	
DOCUMENT NOT CONSIDERED FINAL UNLESS ALL SIGNATURES COMPLETED	

9/1/2016
N:\T\office\Signing\CADD\Signing Layout Plans\W5520_SGN_SGN22.dgn
User:trnissen

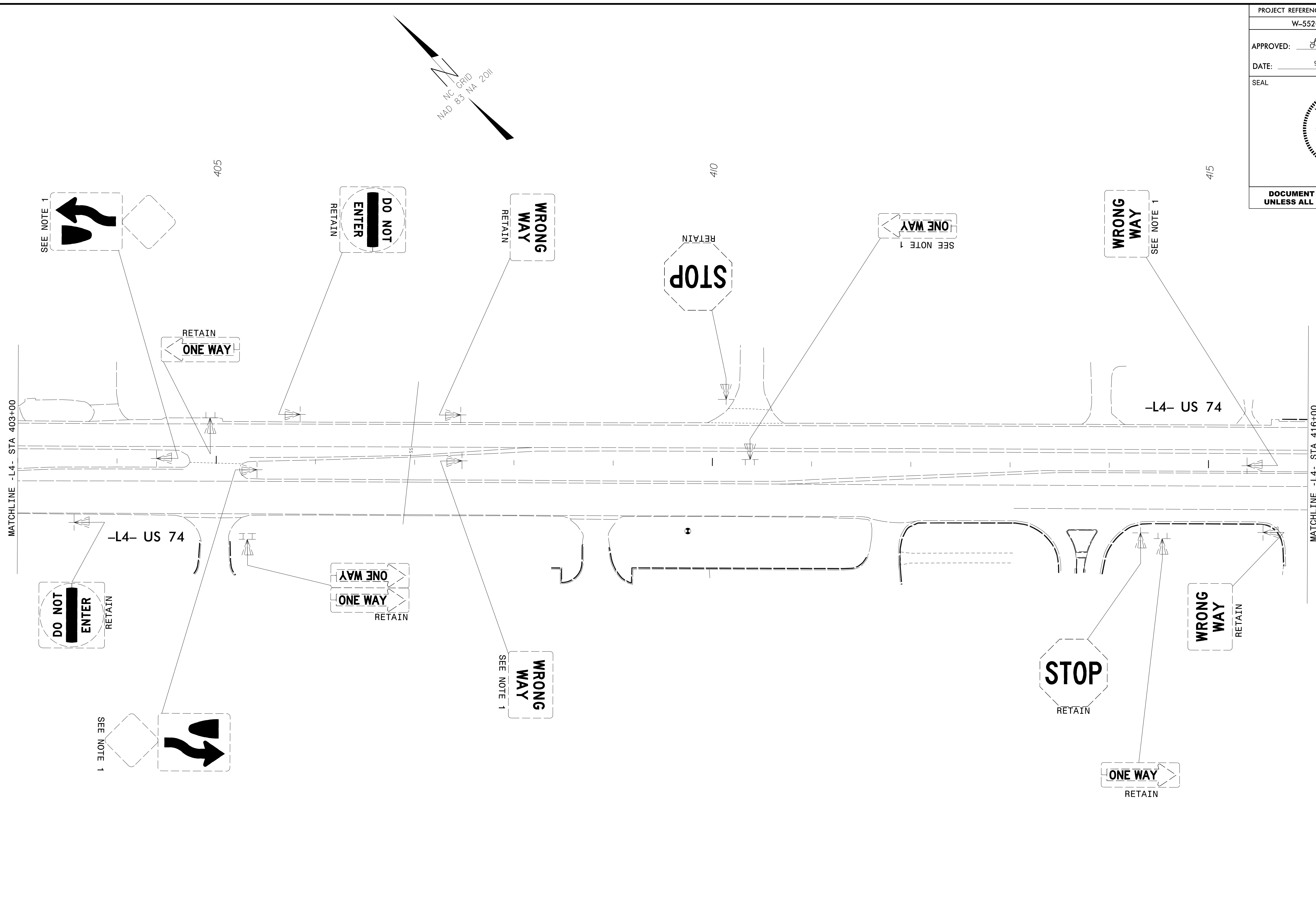
PLANS PREPARED BY:

DRMP
ENGINEERS • PLANNERS • SCIENTISTS

DRMP, INC.
5950 FAIRVIEW ROAD, SUITE 300
CHARLOTTE, NC 28210
NC LICENSE NO. C-2213 • (704) 332-2289

PROPOSED SIGNING
-L3- STA 320+00 TO -L4- STA 403+00

PROJECT REFERENCE NO.	SHEET NO.
W-5520	SIGN-23
APPROVED: <i>Lisa M. Moon</i>	
DATE: 9/1/2016	
SEAL	
DOCUMENT NOT CONSIDERED FINAL UNLESS ALL SIGNATURES COMPLETED	



- PROJECT NOTES**
- 1 DISPOSAL OF SIGN SYSTEM, U-CHANNEL
 - 2 DISPOSAL OF SUPPORT, U-CHANNEL
 - 3 RELOCATE SIGN, TYPE D
 - 4 SIGN ERECTION, RELOCATE SIGN TYPE D

PLANS PREPARED BY:

DRMP
ENGINEERS • PLANNERS • SCIENTISTS

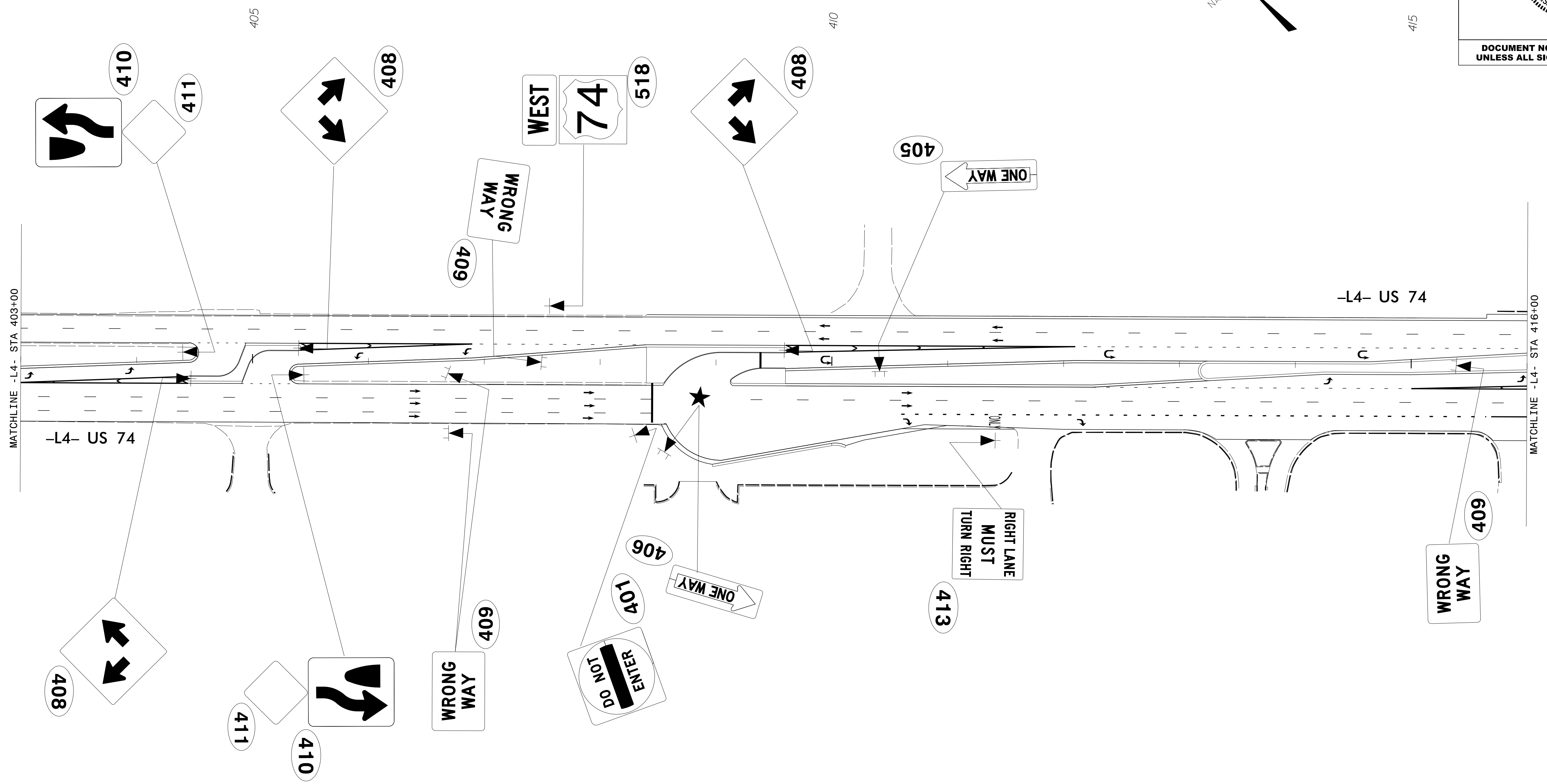

DRMP, INC.
5950 FAIRVIEW ROAD, SUITE 300
CHARLOTTE, NC 28210
NC LICENSE NO. C-2213 • (704) 332-2289

EXISTING SIGNING
-L4- STA 403+00 TO -L4- STA 416+00

9/1/2016 N:\T\office\Signing\CADD\Signing Layout Plans\W5520_SGN_SGN23.dgn User:trnissen

★ PROPOSED SIGNAL

PROJECT REFERENCE NO. W-5520	SHEET NO. SIGN-24
APPROVED: <i>Lisa M. Moon</i>	
DATE: 9/1/2016	
SEAL	
DOCUMENT NOT CONSIDERED FINAL UNLESS ALL SIGNATURES COMPLETED	



9/1/2016
N:\T\office\Signing\CADD\Signing Layout Plans\W5520_SGN_SGN24.dgn
User:rnissen

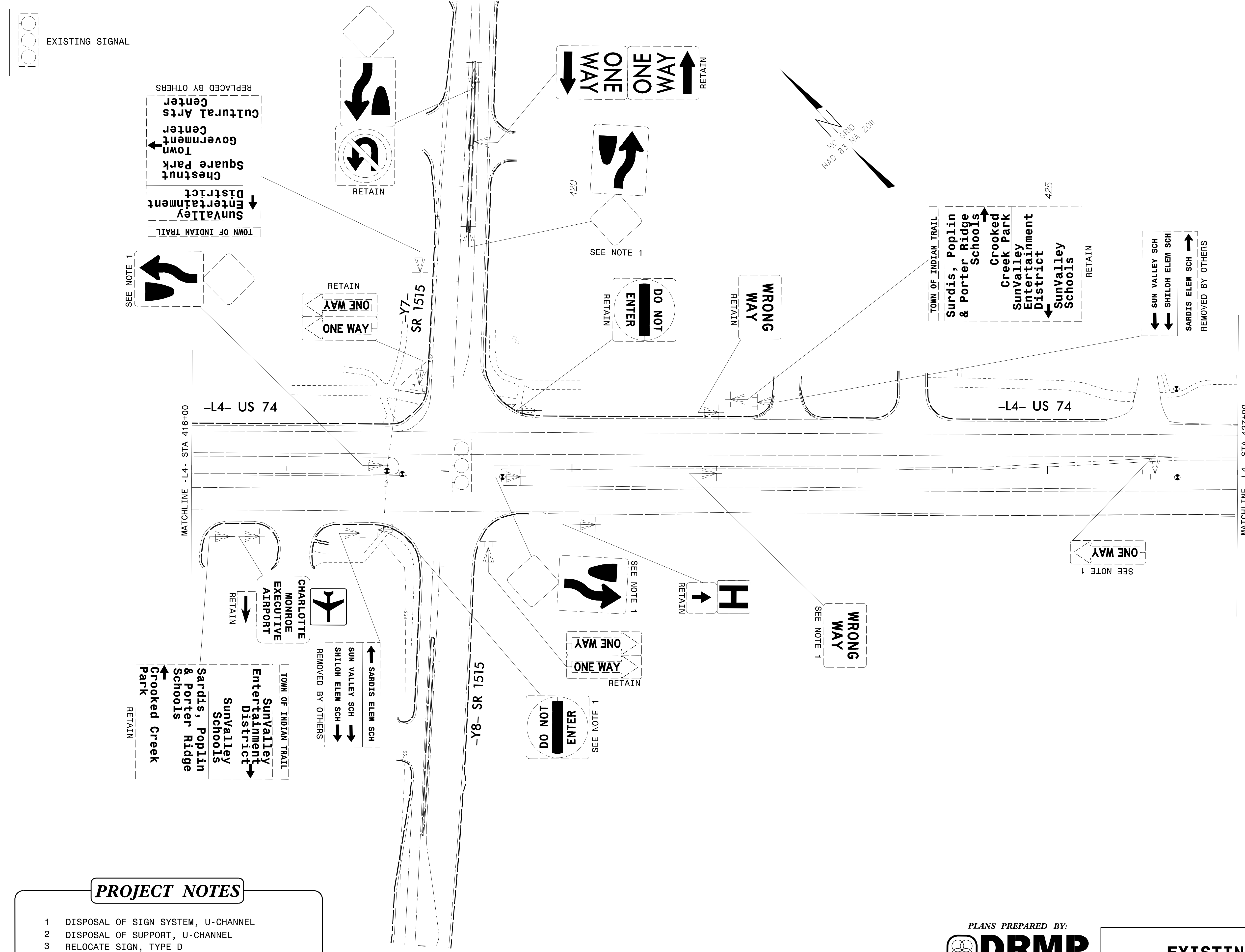
PLANS PREPARED BY:

DRMP
ENGINEERS • PLANNERS • SCIENTISTS

DRMP, INC.
5950 FAIRVIEW ROAD, SUITE 300
CHARLOTTE, NC 28210
NC LICENSE NO. C-2213 • (704) 332-2289

PROPOSED SIGNING
-L4- STA 403+00 TO -L4- STA 416+00

PROJECT REFERENCE NO. W-5520	SHEET NO. SIGN-25
APPROVED: <i>Lisa M. Moon</i>	
DATE: 9/1/2016	
SEAL	
DOCUMENT NOT CONSIDERED FINAL UNLESS ALL SIGNATURES COMPLETED	



- PROJECT NOTES**
- 1 DISPOSAL OF SIGN SYSTEM, U-CHANNEL
 - 2 DISPOSAL OF SUPPORT, U-CHANNEL
 - 3 RELOCATE SIGN, TYPE D
 - 4 SIGN ERECTION, RELOCATE SIGN TYPE D

PLANS PREPARED BY:


DRMP
ENGINEERS • PLANNERS • SCIENTISTS

DRMP, INC.
5950 FAIRVIEW ROAD, SUITE 300
CHARLOTTE, NC 28210
NC LICENSE NO. C-2213 • (704) 332-2289


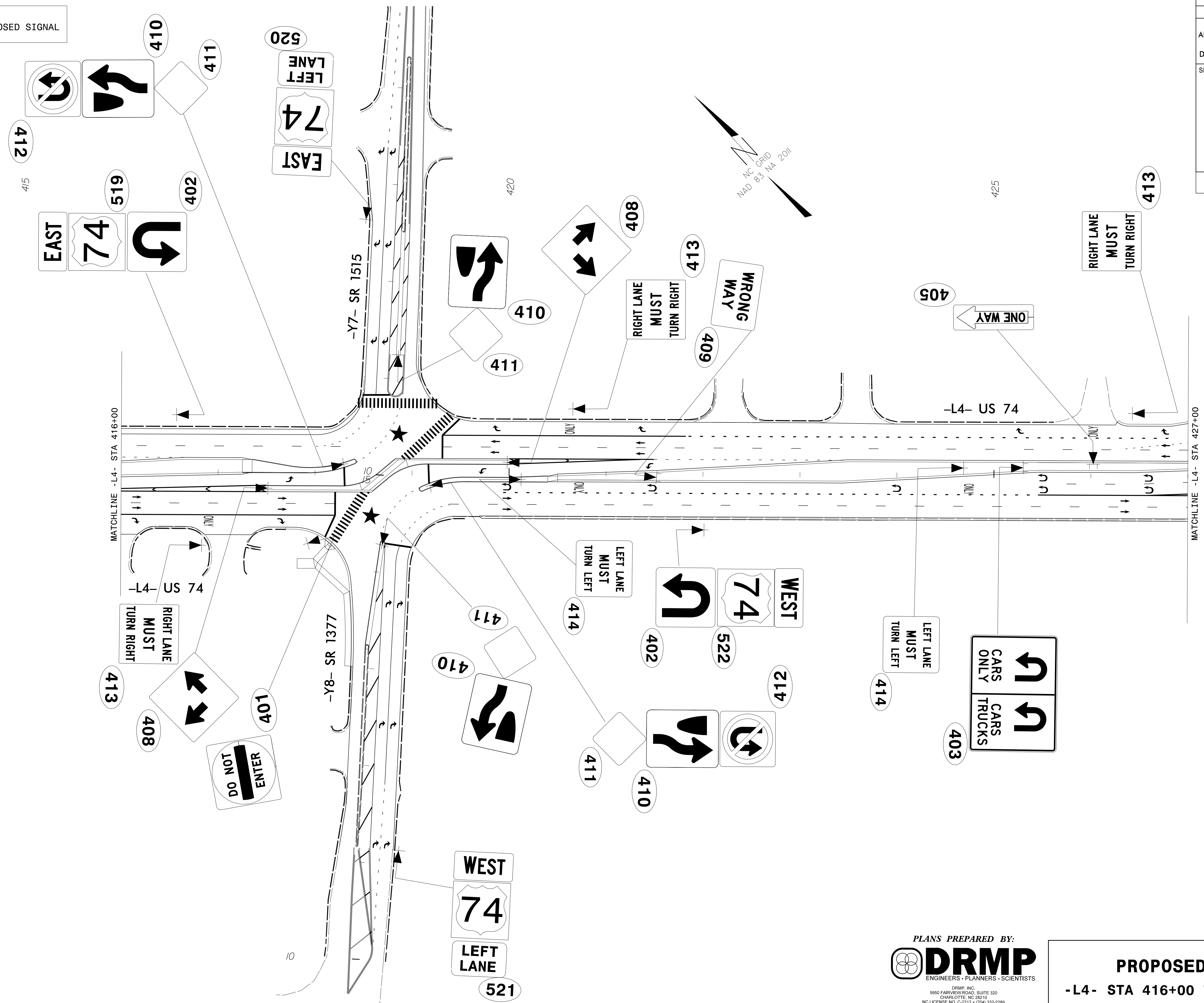
EXISTING SIGNING

-L4- STA 416+00 TO -L4- STA 427+00

9/1/2016
 N:\T\office\Signing\CADD\Signing Layout Plans\W5520_SGN_SGN25.dgn
 User: rmissen

PROJECT REFERENCE NO. W-5520	SHEET NO. SIGN-26
APPROVED: <i>Lisa M. Moon</i>	
DATE: 9/1/2016	
SEAL	
	
DOCUMENT NOT CONSIDERED FINAL UNLESS ALL SIGNATURES COMPLETED	


★ PROPOSED SIGNAL

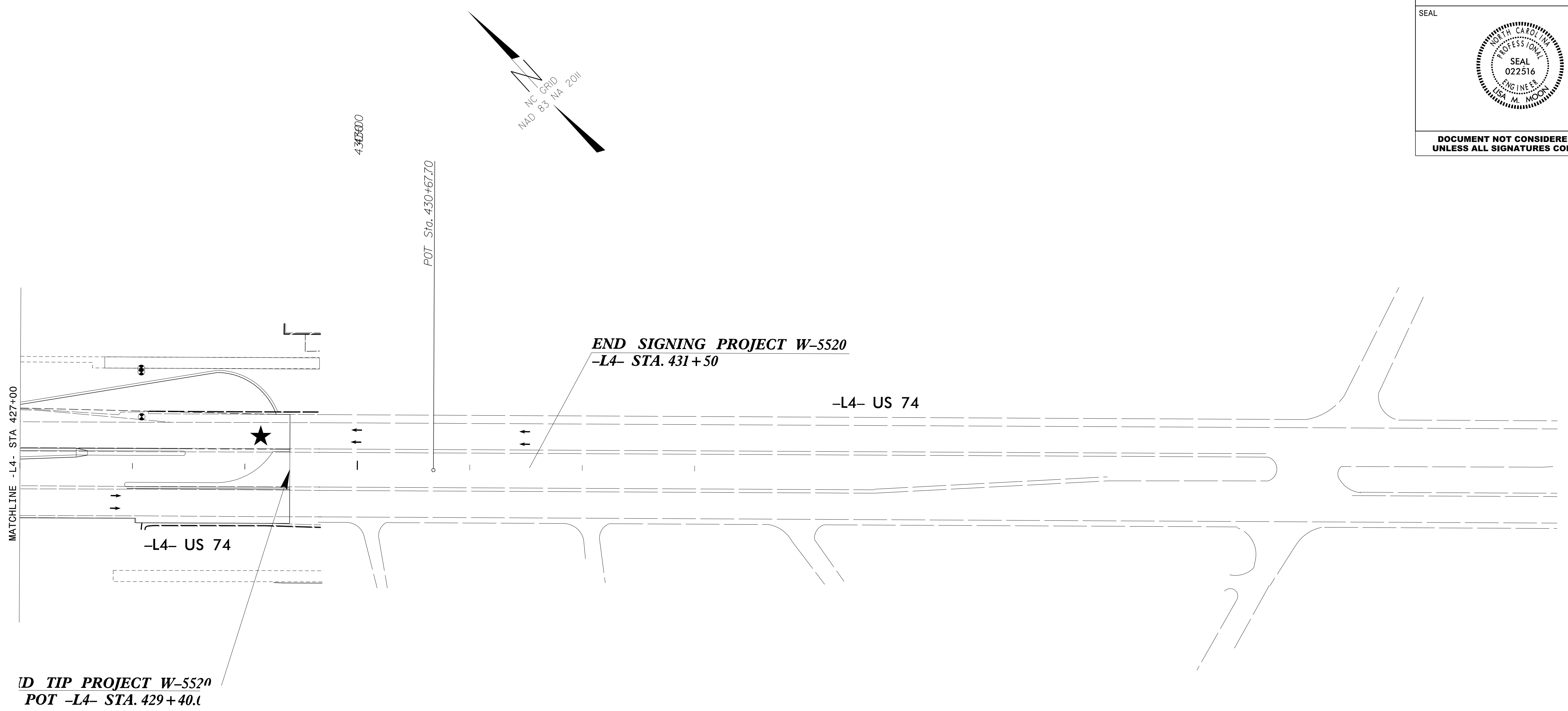


9/1/2016
 N:\Traffic\Signing\CADD\Signing Layout Plans\W5520_SGN_SGN26.dgn
 User:rimissen

PLANS PREPARED BY:
DRMP
 ENGINEERS • PLANNERS • SCIENTISTS
DRMP, INC.
 5950 FAIRVIEW ROAD, SUITE 320
 CHARLOTTE, NC 28210
 NC LICENSE NO. C-2213 • (704) 332-2289

PROPOSED SIGNING
 -L4- STA 416+00 TO -L4- STA 427+00

PROJECT REFERENCE NO. W-5520	SHEET NO. SIGN-27
APPROVED: <i>Lisa M. Moon</i>	
DATE: 9/1/2016	
SEAL	
	
DOCUMENT NOT CONSIDERED FINAL UNLESS ALL SIGNATURES COMPLETED	



ID TIP PROJECT W-5520
POT -L4- STA. 429+40.6

PROJECT NOTES

- 1 DISPOSAL OF SIGN SYSTEM, U-CHANNEL
- 2 DISPOSAL OF SUPPORT, U-CHANNEL
- 3 RELOCATE SIGN, TYPE D
- 4 SIGN ERECTION, RELOCATE SIGN TYPE D

9/1/2016
 N:\T\office\cadd\signing\Layout\Plans\W5520_SGN_SGN27.dgn
 User:trnissen

PLANS PREPARED BY:




DRMP
 ENGINEERS • PLANNERS • SCIENTISTS

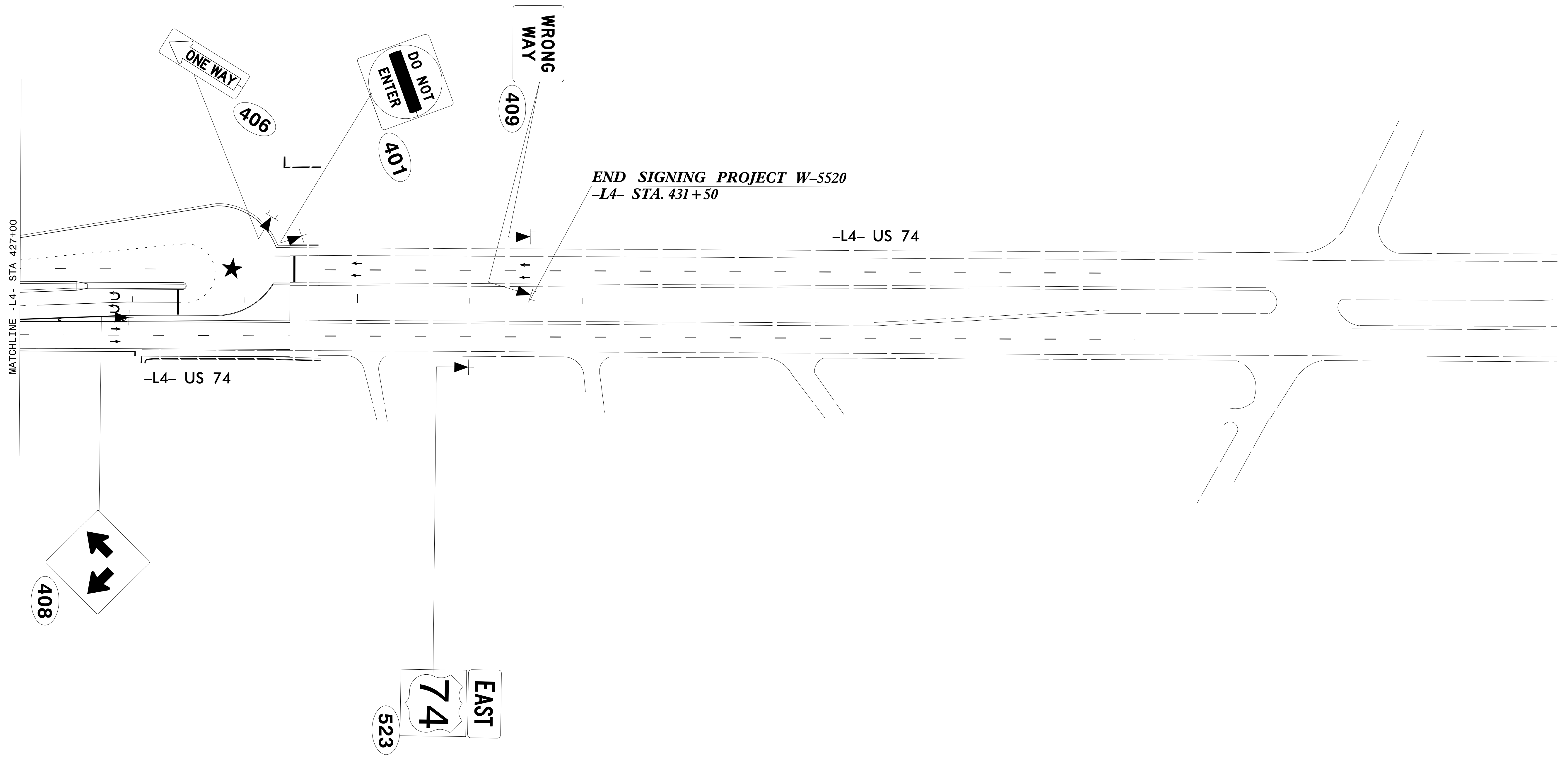

DRMP, INC.
 5950 FAIRVIEW ROAD, SUITE 300
 CHARLOTTE, NC 28210
 NC LICENSE NO. C-2213 • (704) 332-2289

EXISTING SIGNING

-L4- STA 427+00 TO -L4- STA 431+50

PROJECT REFERENCE NO. W-5520	SHEET NO. SIGN-28
APPROVED: <i>Lisa M. Moon</i>	
DATE: 9/1/2016	
SEAL	
	
DOCUMENT NOT CONSIDERED FINAL UNLESS ALL SIGNATURES COMPLETED	

★ PROPOSED SIGNAL



9/1/2016
N:\Traffic\Signing\CADD\Signing_Layout_Plans\W5520_SGN_SGN28.dgn
User:rnissen

PLANS PREPARED BY:

DRMP
ENGINEERS • PLANNERS • SCIENTISTS

DRMP, INC.
5950 FAIRVIEW ROAD, SUITE 300
CHARLOTTE, NC 28210
NC LICENSE NO. C-2213 • (704) 332-2289

PROPOSED SIGNING

-L4- STA 427+00 TO -L4- STA 431+50