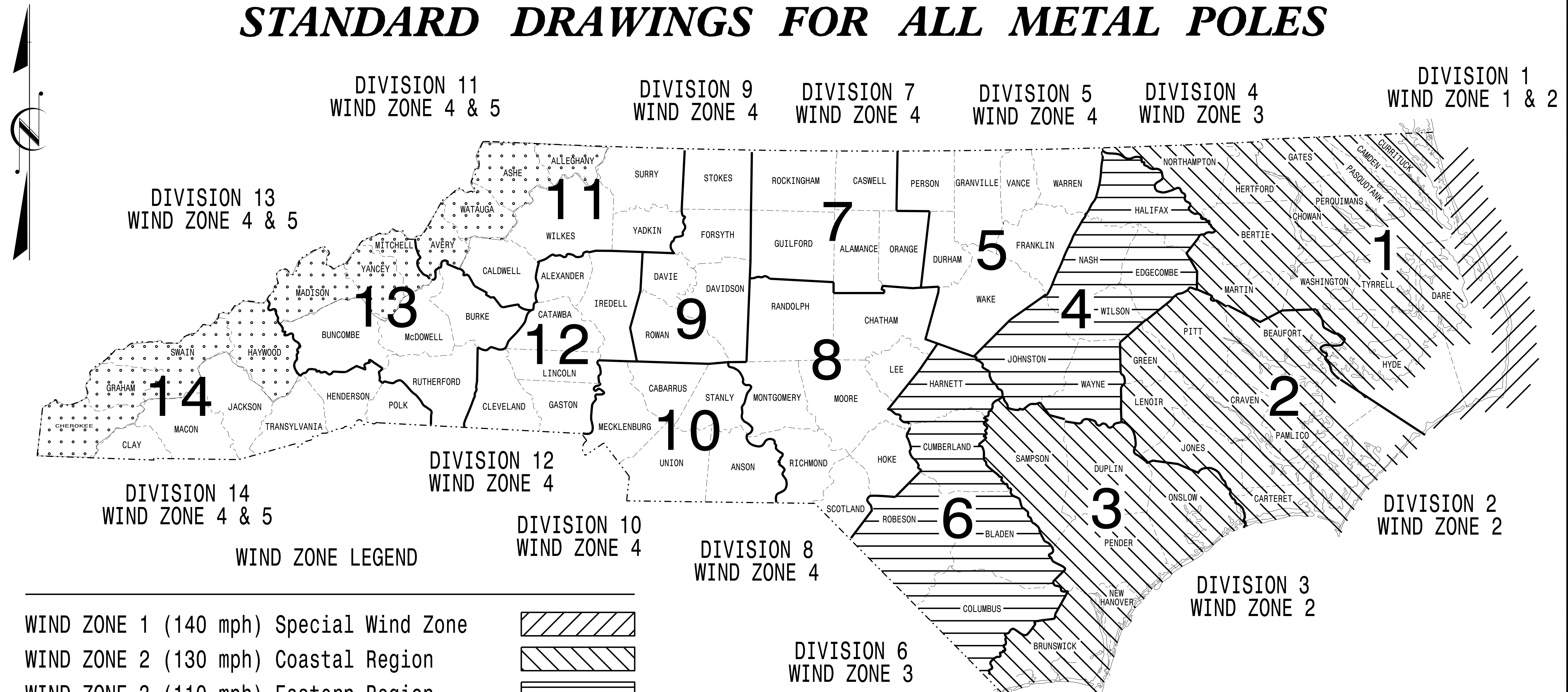


STATE OF NORTH CAROLINA DIVISION OF HIGHWAYS


PROJECT I.D. NO.	SHEET NO.
I-5000	Sig.M1

STANDARD DRAWINGS FOR ALL METAL POLES



<https://connect.ncdot.gov/resources/safety/Pages/ITS-Design-Resources.aspx>

Prepared In the Offices of:



Designed in conformance with the latest 2015 Interim to the 6th Edition 2013

AASHTO

Standard Specifications for Structural Supports for Highway Signs, Luminaires, and Traffic Signals

INDEX OF PLANS

DRAWING NUMBER	DESCRIPTION
Sig. M 1	Statewide Wind Zone Map
Sig. M 2	Typical Fabrication Details-All Metal Poles
Sig. M 3	Typical Fabrication Details-Strain Poles
Sig. M 4	Typical Fabrication Details-Mast Arm Poles
Sig. M 5	Typical Fabrication Details-Mast Arm Connection
Sig. M 6	Typical Fabrication Details-Strain Pole Attachments
Sig. M 7	Construction Details-Foundations
Sig. M 8	Standard Strain Pole Foundation-All Soil Conditions

NCDOT CONTACTS:

MOBILITY AND SAFETY DIVISION - ITS AND SIGNALS UNIT


G. A. FULLER, P.E. - STATE ITS AND SIGNALS ENGINEER

G. G. MURR, JR., P.E. - STATE SIGNALS ENGINEER

D.C. SARKAR, P.E. - ITS AND SIGNALS SENIOR STRUCTURAL ENGINEER

C.F. ANDREWS - ITS AND SIGNALS JOURNEY STRUCTURAL ENGINEER

SEAL



DocuSigned by:
Debesh C. Sarkar
2/17/2016
DATE