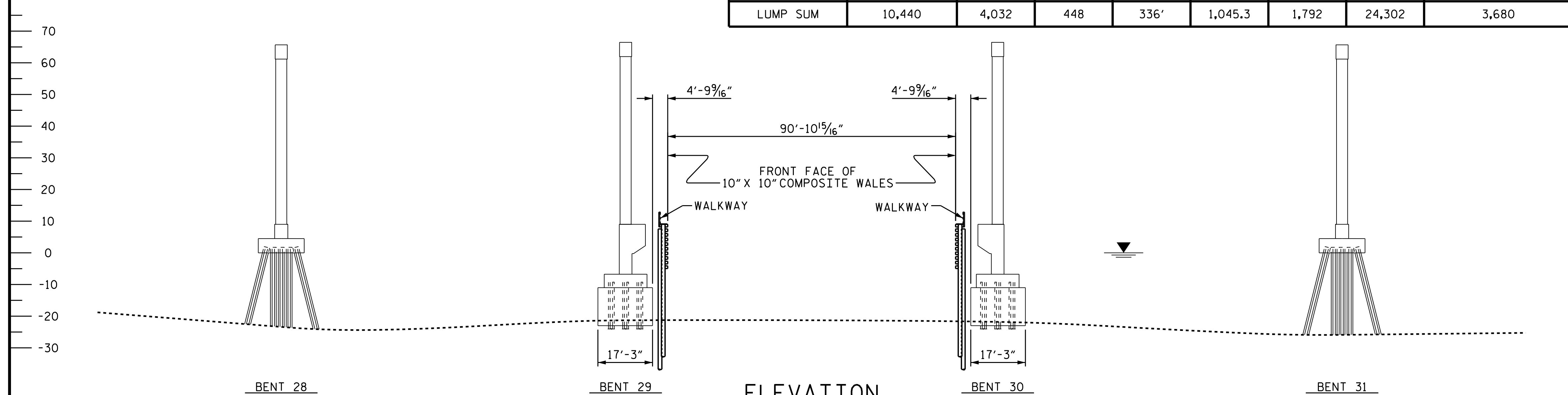


TOTAL BILL OF MATERIAL								
REMOVAL OF EXISTING FENDER SYSTEM	14" COMPOSITE PILES	10" X 10" COMPOSITE LUMBER	6" X 10" PLASTIC LUMBER	4" X 6" PLASTIC LUMBER	2" X 12" PLASTIC LUMBER	2" X 6" PLASTIC LUMBER	HARDWARE	WIRE ROPE FOR FENDER SYSTEM
LUMP SUM	LIN. FT.	LIN. FT.	LIN. FT.	LIN. FT.	LIN. FT.	LIN. FT.	LBS.	LIN. FT.
LUMP SUM	10,440	4,032	448	336'	1,045.3	1,792	24,302	3,680

GENERAL NOTES:

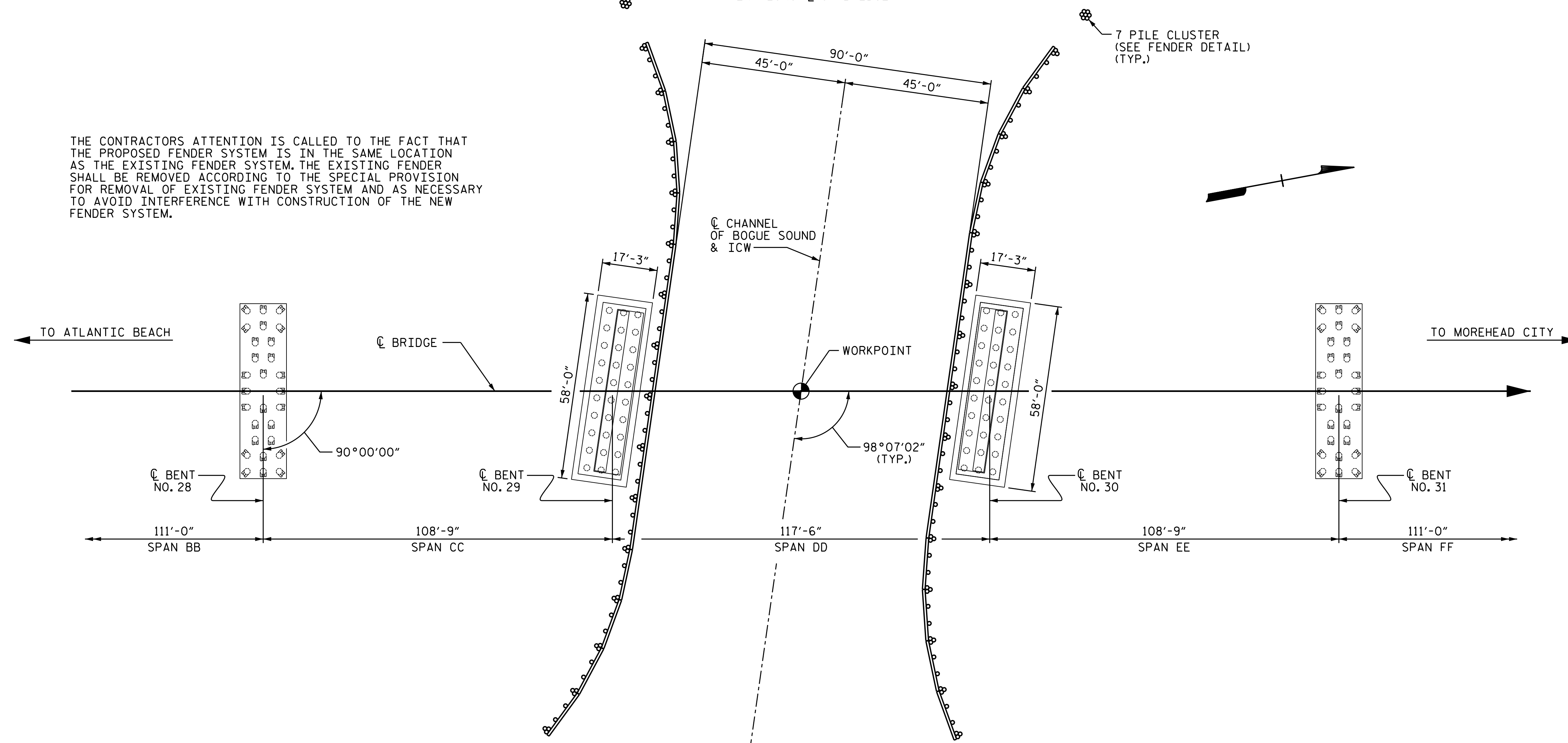
- FOR COORDINATION WITH THE U.S. COAST GUARD, SEE SPECIAL PROVISIONS.
- FOR NAVIGATIONAL LIGHTS, SEE SPECIAL PROVISIONS FOR COORDINATION WITH THE U.S. COAST GUARD.
- FOR SECURING OF VESSELS, SEE SPECIAL PROVISIONS.
- FOR MAINTENANCE OF WATER TRAFFIC, SEE SPECIAL PROVISIONS.
- FOR REMOVAL OF EXISTING FENDER SYSTEM, SEE SPECIAL PROVISIONS.
- FOR PILE DRIVING EQUIPMENT DATA SUBMITTAL, SEE SPECIAL PROVISIONS.
- FOR SUBMITTAL OF WORKING DRAWINGS, SEE SPECIAL PROVISIONS.
- FOR CRANE SAFETY, SEE SPECIAL PROVISIONS.
- FOR WORK IN, OVER OR ADJACENT TO NAVIGABLE WATERS, SEE SPECIAL PROVISIONS.
- FOR WIRE ROPE FOR FENDER SYSTEM, SEE SPECIAL PROVISIONS.
- FOR FENDER REPLACEMENT, SEE SPECIAL PROVISIONS.
- FOR AS-BUILT PLANS, SEE SPECIAL PROVISIONS.
- FOR LOCATION OF NEW FENDER SYSTEM, SEE SPECIAL PROVISIONS.
- THE CONTRACTOR SHALL RELOCATE THE CLEARANCE MARKER AT BOTH ENDS OF THE FENDER SYSTEM TO THE LOCATION DESIGNATED BY THE ENGINEER.
- THE CONTRACTOR SHALL VISIT THE JOB SITE AND CHECK THE MATERIALS AND THE QUANTITY NEEDED TO COMPLETE ALL THE WORK IN ACCORDANCE WITH THE PLANS, PROJECT SPECIAL PROVISIONS, AND THE NCDOT STANDARD SPECIFICATIONS FOR ROADS AND STRUCTURES DATED JANUARY 2012.
- THE CONTRACTOR SHALL BE RESPONSIBLE FOR FULFILLING ALL THE REQUIREMENTS OF THE NCDOT STANDARD SPECIFICATIONS FOR ROADS AND STRUCTURES DATED JANUARY 2012, EXCEPT AS OTHERWISE NOTED ON THE PLANS AND SPECIAL PROVISIONS.



ELEVATION

TAKEN ALONG C OF BRIDGE

THE CONTRACTORS ATTENTION IS CALLED TO THE FACT THAT THE PROPOSED FENDER SYSTEM IS IN THE SAME LOCATION AS THE EXISTING FENDER SYSTEM. THE EXISTING FENDER SHALL BE REMOVED ACCORDING TO THE SPECIAL PROVISION FOR REMOVAL OF EXISTING FENDER SYSTEM AND AS NECESSARY TO AVOID INTERFERENCE WITH CONSTRUCTION OF THE NEW FENDER SYSTEM.




PLAN OF FENDER SYSTEM

WALKWAY ON FENDER SYSTEM NOT SHOWN FOR CLARITY

DRAWN BY : M.A. LEE DATE : 1/2015
 CHECKED BY : W.M. CLARKE DATE : 1/2015

22-FEB-2017 08:02
 R:\Structures\Final.DGN_FILES\ONLY\400.XXX.B5939.SMU.FENDER.dgn
 gdickey



PROJECT NO. B-5938
CARTERET COUNTY
 BRIDGE NO. 68

SHEET 1 OF 4

STATE OF NORTH CAROLINA
 DEPARTMENT OF TRANSPORTATION
 RALEIGH
 FENDER SYSTEM
 FOR BRIDGE 68 OVER
 C CHANNEL OF
 BOGUE SOUND & ICW

REVISIONS						SHEET NO.
NO.	BY:	DATE:	NO.	BY:	DATE:	F-1
1			3			TOTAL SHEETS
2			4			-

DOCUMENT NOT CONSIDERED FINAL UNLESS ALL SIGNATURES COMPLETED