




NO REPAIRS NOTED DURING INSPECTION BY STRUCTURES MANAGEMENT UNIT. THE CONTRACTOR AND ENGINEER SHALL INSPECT THE BENT PRIOR TO BEGINNING WORK.




PLAN
TOP OF CAP




ELEVATION
SOUTH SIDE



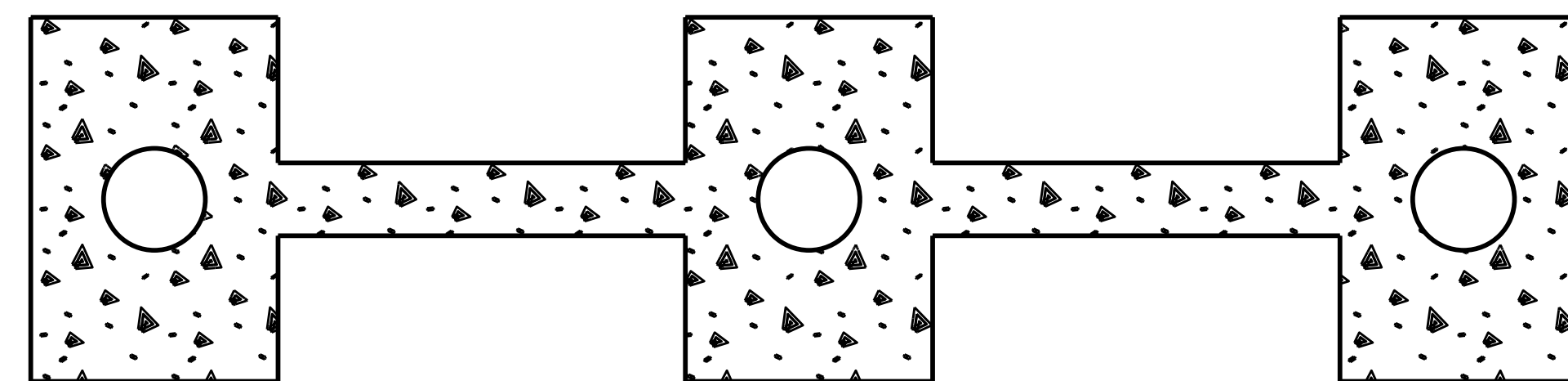
END VIEW
EAST SIDE



ELEVATION
NORTH SIDE



END VIEW
WEST SIDE



PLAN
TOP OF FOOTING

- EPOXY COATING
- SHOTCRETE REPAIR
- ERI - EPOXY RESIN INJECTION

NOTES:

REPAIR LOCATIONS AND ESTIMATE OF QUANTITIES ARE GIVEN WITH THE BEST INFORMATION AVAILABLE. IF ADDITIONAL REPAIRS NOT SHOWN ON THE DRAWINGS ARE DEEMED NECESSARY BY THE INSPECTOR OR ENGINEER THE CONTRACTOR SHALL NOTE ON THE DRAWINGS THE APPROXIMATE LOCATION AND DESCRIPTION OF THE REPAIRS AND ADJUST THE ACTUAL QUANTITIES ENTERED INTO THE REPAIR QUANTITY TABLE.

FOR CAP AND COLUMN REPAIR DETAILS, SEE "TYPICAL CAP AND COLUMN REPAIR DETAILS" SHEET.

FOR "SHOTCRETE REPAIRS", SEE SPECIAL PROVISIONS.


FOR "EPOXY RESIN INJECTION", SEE SPECIAL PROVISIONS.

REPAIR QUANTITY TABLE				
REPAIRS BENT 23	QUANTITIES			
	ESTIMATE		ACTUAL	
SHOTCRETE REPAIRS	AREA SF	VOLUME CF	AREA SF	VOLUME CF
CAP (VERTICAL FACE)	0.0	0.0		
CAP (HORIZONTAL, CORNER)	0.0	0.0		
COLUMN	0.0	0.0		
STRUT	0.0	0.0		
FOOTING	0.0	0.0		
EPOXY COATING	AREA SF		AREA SF	
FTG (VERTICAL FACE)	0.0			
FTG (HORIZONTAL, CORNER)	360.0			
EPOXY RESIN INJECTION	LN. FT		LN. FT	
CAP	0.0			
COLUMN	0.0			
STRUT	0.0			
FOOTING	30.0			

VALUES IN CHART REPRESENT ESTIMATED REPAIR TOTALS AFTER REMOVAL OF UNSOUND CONCRETE, MIN. OF 1" BEHIND REBAR AND MIN. 2" CL TO SAWCUT. SEE REPAIR DETAILS.

PROJECT NO. B-5938
CARTERET COUNTY
 BRIDGE NO. 68

SHEET 24 OF 50



STATE OF NORTH CAROLINA
 DEPARTMENT OF TRANSPORTATION
 RALEIGH

BENT 23

DRAWN BY : P. D. BRYANT / S. T. SANDOR DATE : 9/2016
 CHECKED BY : R. N. WEISZ DATE : 9/2016

DOCUMENT NOT CONSIDERED FINAL UNLESS ALL SIGNATURES COMPLETED

REVISIONS						SHEET NO.
NO.	BY:	DATE:	NO.	BY:	DATE:	TOTAL SHEETS
1			3			S1-67
2			4			