

**NOTES:**

REPAIR LOCATIONS AND ESTIMATE OF QUANTITIES ARE GIVEN WITH THE BEST INFORMATION AVAILABLE. IF ADDITIONAL REPAIRS NOT SHOWN ON THE DRAWINGS ARE DEEMED NECESSARY BY THE INSPECTOR OR ENGINEER THE CONTRACTOR SHALL NOTE ON THE DRAWINGS THE APPROXIMATE LOCATION AND DESCRIPTION OF THE REPAIRS AND ADJUST THE ACTUAL QUANTITIES ENTERED INTO THE REPAIR QUANTITY TABLE.

FOR CAP AND COLUMN REPAIR DETAILS, SEE "TYPICAL CAP AND COLUMN REPAIR DETAILS" SHEET.

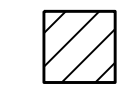
FOR "SHOTCRETE REPAIRS", SEE SPECIAL PROVISIONS.

FOR "EPOXY RESIN INJECTION", SEE SPECIAL PROVISIONS.


**REPAIR QUANTITY TABLE**

REPAIRS BENT 5	QUANTITIES			
	ESTIMATE		ACTUAL	
SHOTCRETE REPAIRS	AREA SF	VOLUME CF	AREA SF	VOLUME CF
CAP (VERTICAL FACE)	2.0	1.0		
CAP (HORIZONTAL, CORNER)	0.0	0.0		
EPOXY RESIN INJECTION		LN. FT		LN. FT
CAP		0.0		

VALUES IN CHART REPRESENT ESTIMATED REPAIR TOTALS AFTER REMOVAL OF UNSOUND CONCRETE, MIN. OF 1" BEHIND REBAR AND MIN. 2" CL TO SAWCUT. SEE REPAIR DETAILS.

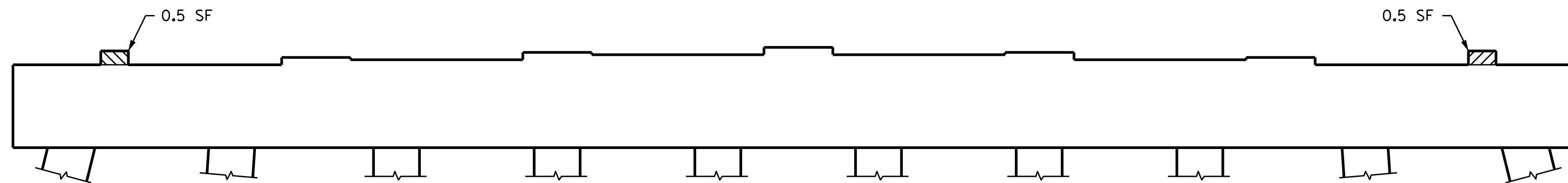
 - SHOTCRETE REPAIR

ERI - EPOXY RESIN INJECTION



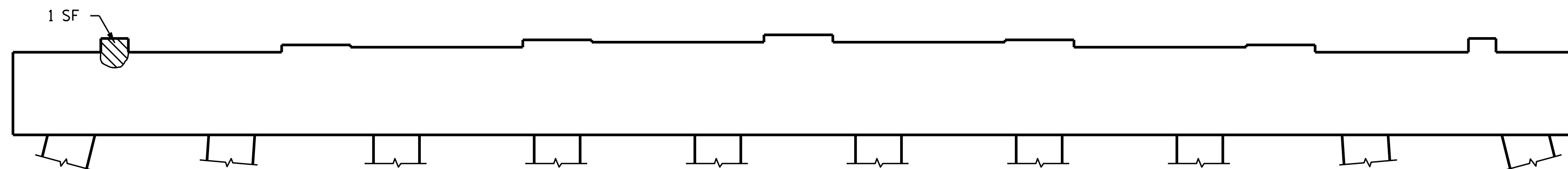
**PLAN**

TOP OF CAP



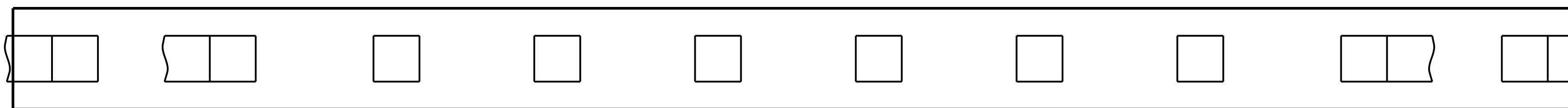
**PLAN**

SOUTH SIDE



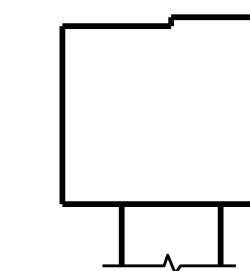
**ELEVATION**

NORTH SIDE



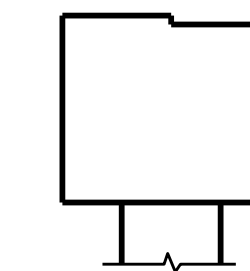
**PLAN**

BOTTOM OF CAP  
(LOOKING UP)



**END VIEW**

EAST SIDE



**END VIEW**

WEST SIDE

PROJECT NO. B-5938

CARTERET COUNTY

BRIDGE NO. 68

SHEET 6 OF 50

STATE OF NORTH CAROLINA  
DEPARTMENT OF TRANSPORTATION  
RALEIGH

**BENT 5**



DocuSigned by:  
Greg Dickey  
2/22/2016 9:03:48 AM

DRAWN BY : P. D. BRYANT / S. T. SANDOR DATE : 9/2016  
CHECKED BY : R. N. WEISZ DATE : 9/2016

22-FEB-2017 07:33  
R:\Structures\Final.DGN\_FILES\ONLY\400.XXX.B5938.S23THRU.S72.BENTS.dgn  
gdickey

DOCUMENT NOT CONSIDERED  
FINAL UNLESS ALL  
SIGNATURES COMPLETED

REVISIONS						SHEET NO.
NO.	BY:	DATE:	NO.	BY:	DATE:	TOTAL SHEETS
1			3			S1-49
2			4			