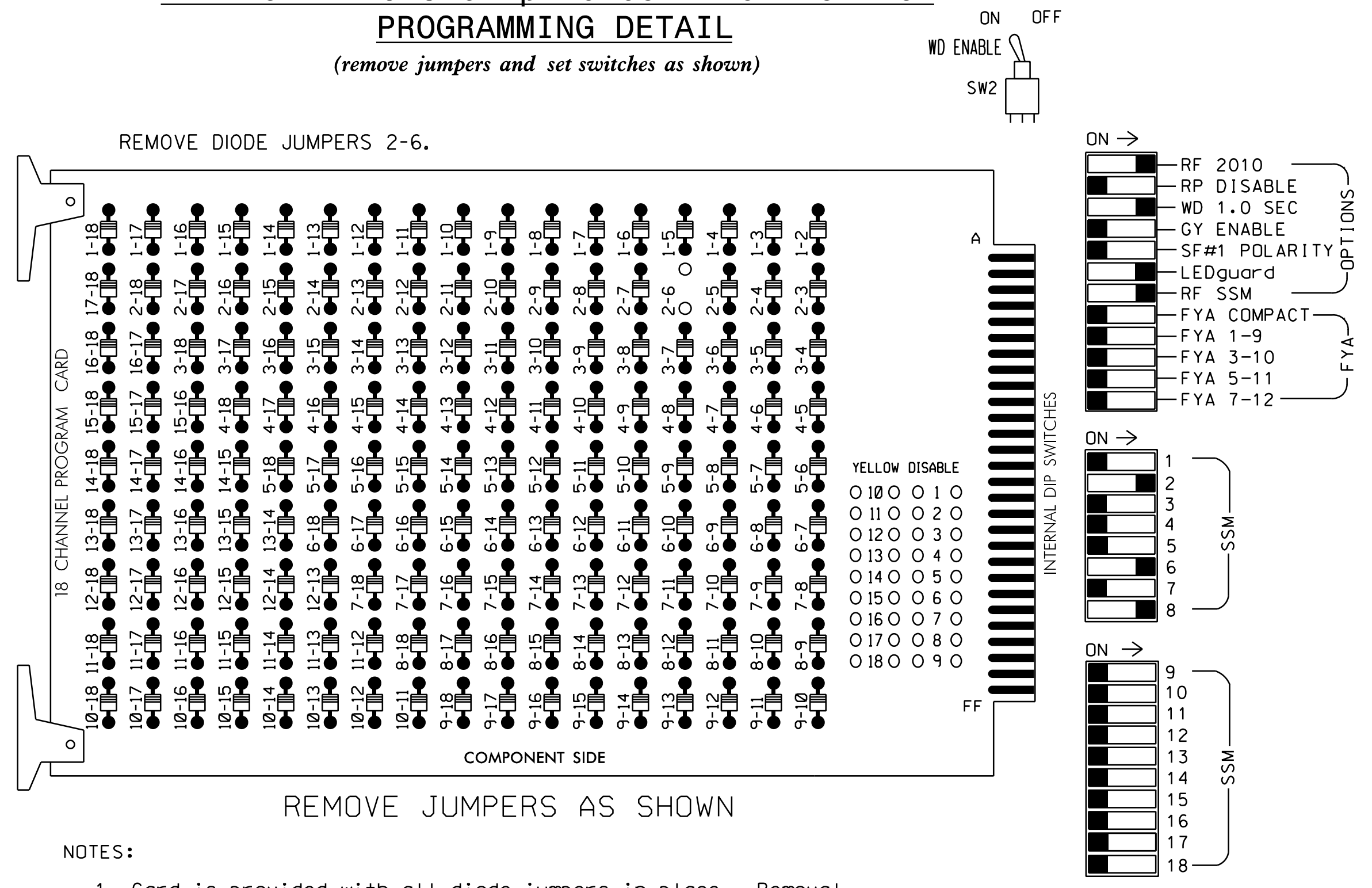


**EDI MODEL 2018EClip-NC CONFLICT MONITOR  
PROGRAMMING DETAIL**

(remove jumpers and set switches as shown)



- NOTES:**
1. Card is provided with all diode jumpers in place. Removal of any jumper allows its channels to run concurrently.
  2. Ensure jumpers SEL2-SEL5 and SEL9 are present on the monitor board.
  3. Ensure that Red Enable is active at all times during normal operation.
  4. Integrate monitor with Ethernet network in cabinet.

**NOTES**

1. To prevent "flash-conflict" problems, insert red flash program blocks for all unused vehicle load switches in the output file. The installer shall verify that signal heads flash in accordance with the Signal Plans.
2. Program phases 4 and 8 for Dual Entry.
3. Enable Simultaneous Gap-Out for all phases.
4. Program phases 2 and 6 for Start Up In Green.
5. Program phases 2 and 6 for Yellow Flash.
6. The cabinet and controller are part of the Asheville Signal System.

**SIGNAL HEAD HOOK-UP CHART**

LOAD SWITCH NO.	S1	S2	S3	S4	S5	S6	S7	S8	S9	S10	S11	S12
CMU CHANNEL NO.	1	2	13	3	4	14	5	6	15	7	8	16
PHASE	1	2	2 PED	3	4	4 PED	5	6	6 PED	7	8	8 PED
SIGNAL HEAD NO.	NU	21,22	NU	NU	NU	NU	NU	61,62	NU	NU	81,82	NU
RED		128						134			107	
YELLOW		129						135			108	
GREEN		130						136			109	
RED ARROW												
YELLOW ARROW												
GREEN ARROW												
Hand icon												
Person icon												

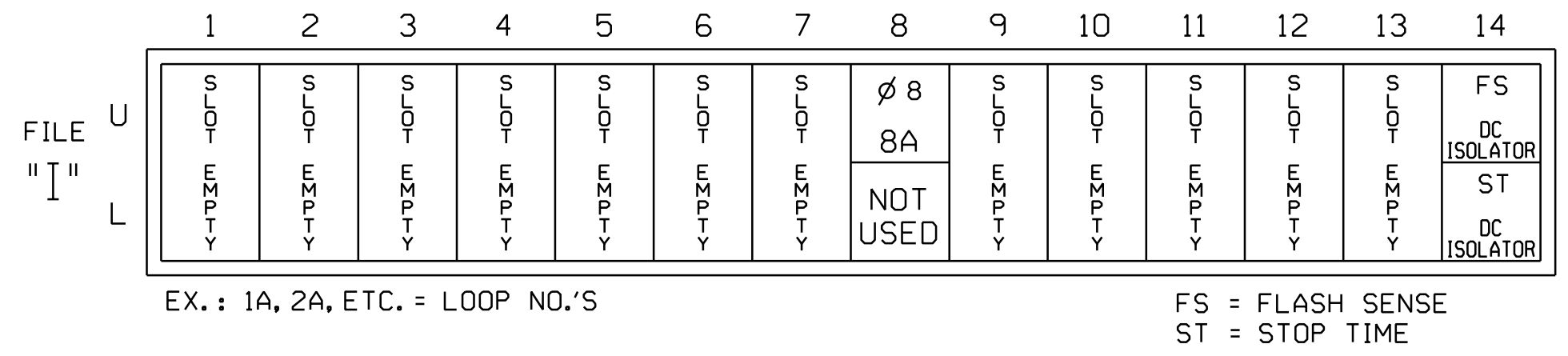
NU = Not Used

**EQUIPMENT INFORMATION**

CONTROLLER.....2070E  
 CABINET.....336  
 SOFTWARE.....ECONOLITE OASIS  
 CABINET MOUNT.....BASE  
 OUTPUT FILE POSITIONS...12  
 LOAD SWITCHES USED.....S2,S8,S11  
 PHASES USED.....2,6,8  
 OVERLAPS.....NONE

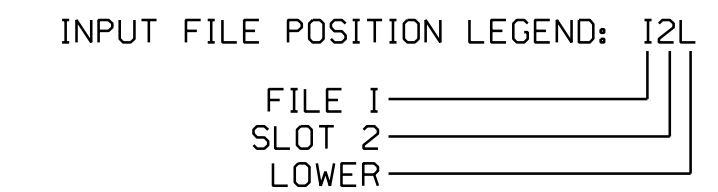
**INPUT FILE POSITION LAYOUT**

(front view)



**INPUT FILE CONNECTION & PROGRAMMING CHART**

LOOP NO.	LOOP TERMINAL	INPUT FILE POS.	PIN NO.	INPUT ASSIGNMENT NO.	DETECTOR NO.	NEMA PHASE	CALL	EXTEND	FULL TIME DELAY	STRETCH TIME	DELAY TIME
8A	TB22-1,2	18U	42	4	8	8	Y	Y			5



THIS ELECTRICAL DETAIL IS FOR THE SIGNAL DESIGN: COA-0409  
 DESIGNED: JUNE 2016  
 SEALED: 12-13-2016  
 REVISED:

**ELECTRICAL DETAIL SHEET**

 Prepared for the Offices of: 161 S. Charlotte St, Asheville NC 28802	<b>Flint St at Hiwassee St</b>		SEAL NORTH CAROLINA PROFESSIONAL ENGINEER SEAL 022599 JAMES B. VOSS
	Division 13 Buncombe County Asheville PLAN DATE: June 2016 REVIEWED BY: SMH PREPARED BY: BGR REVIEWED BY: JBV	REVISIONS: _____ INIT. DATE _____ SIGNATURE: _____ DATE: _____ SIG. INVENTORY NO. COA-0409	

1:18:17 PM R:\3602 Asheville\110 Signal System\CON\COA-0409\COA-0409\_elec\_dsn.dgn dgrcss