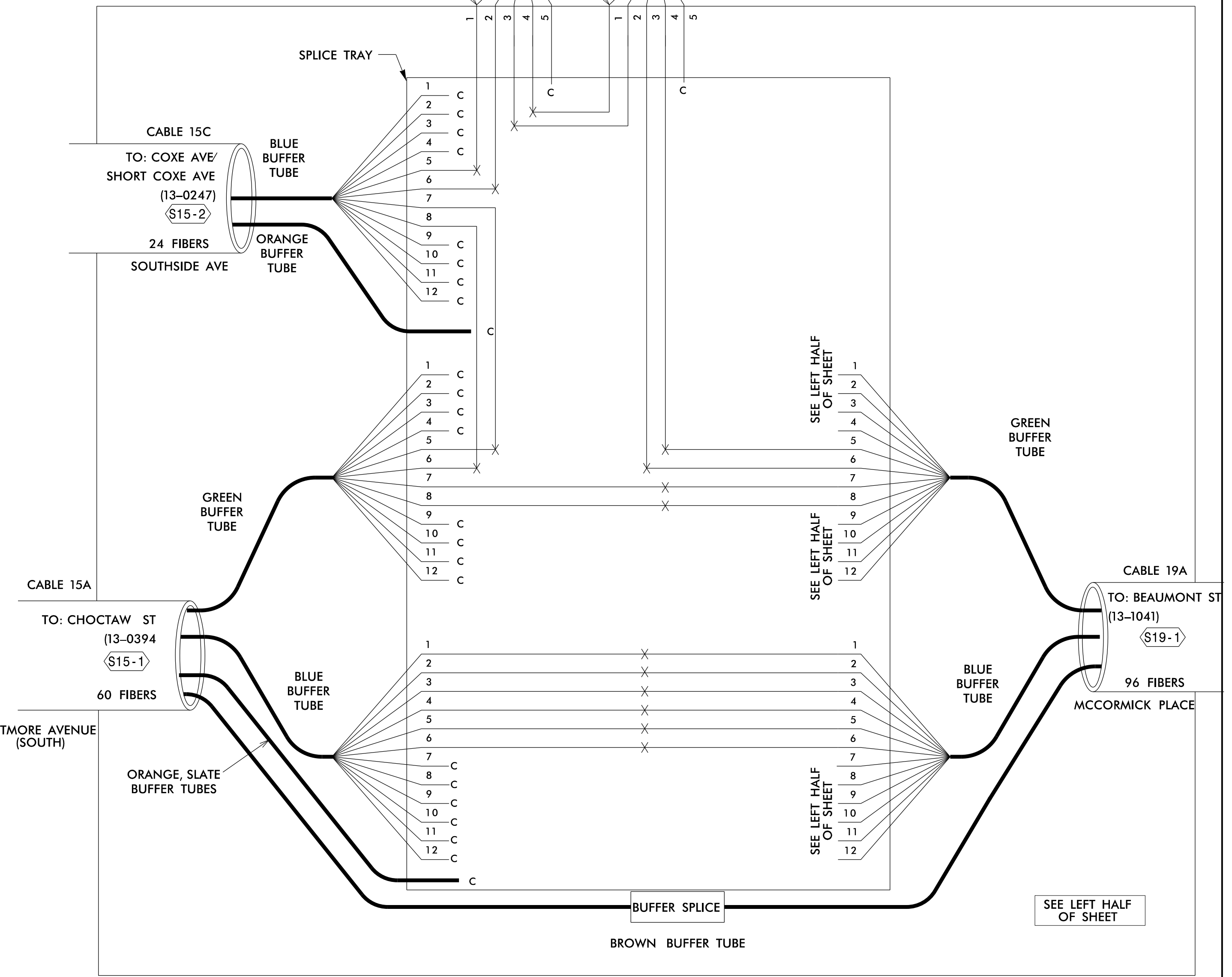
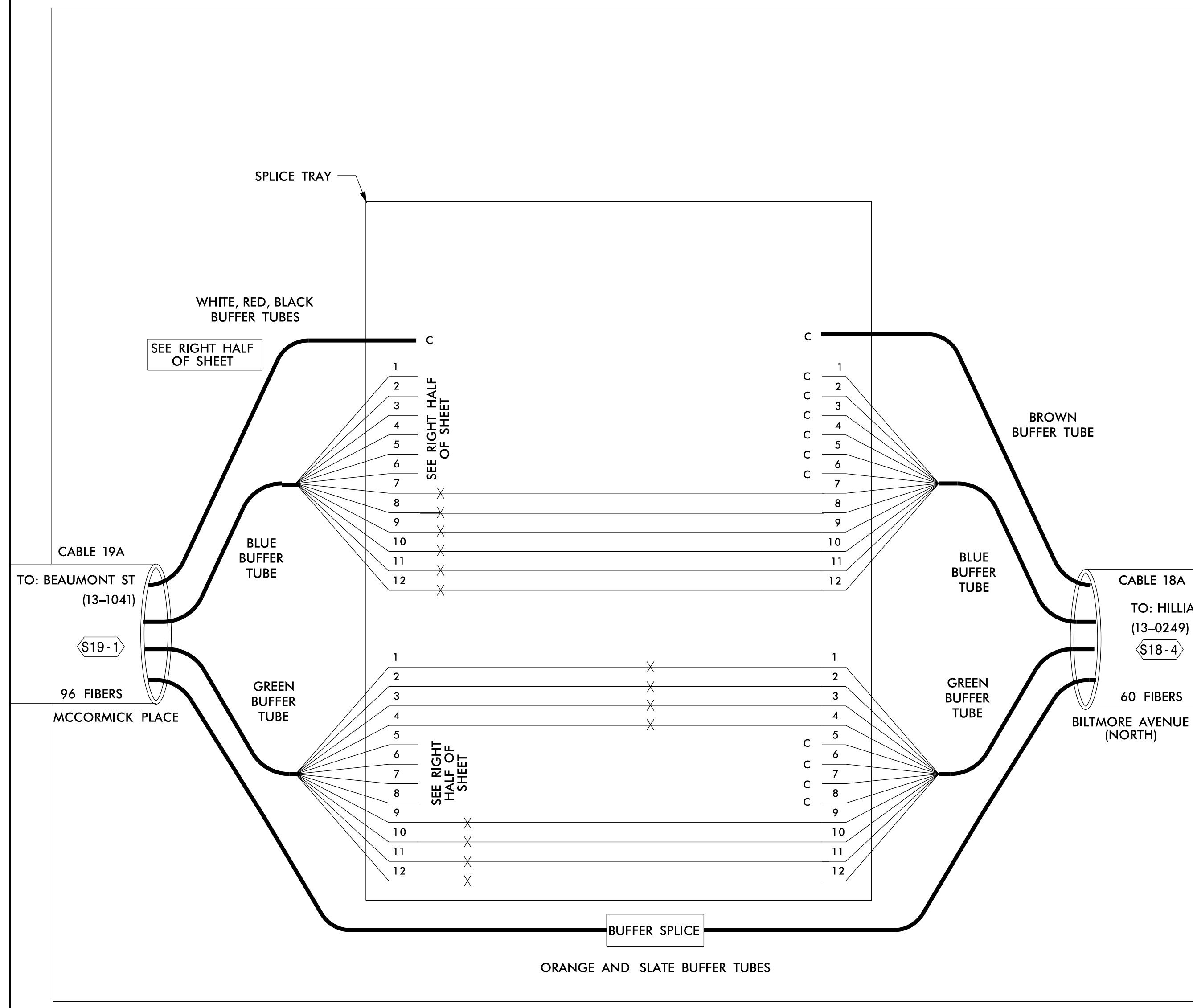
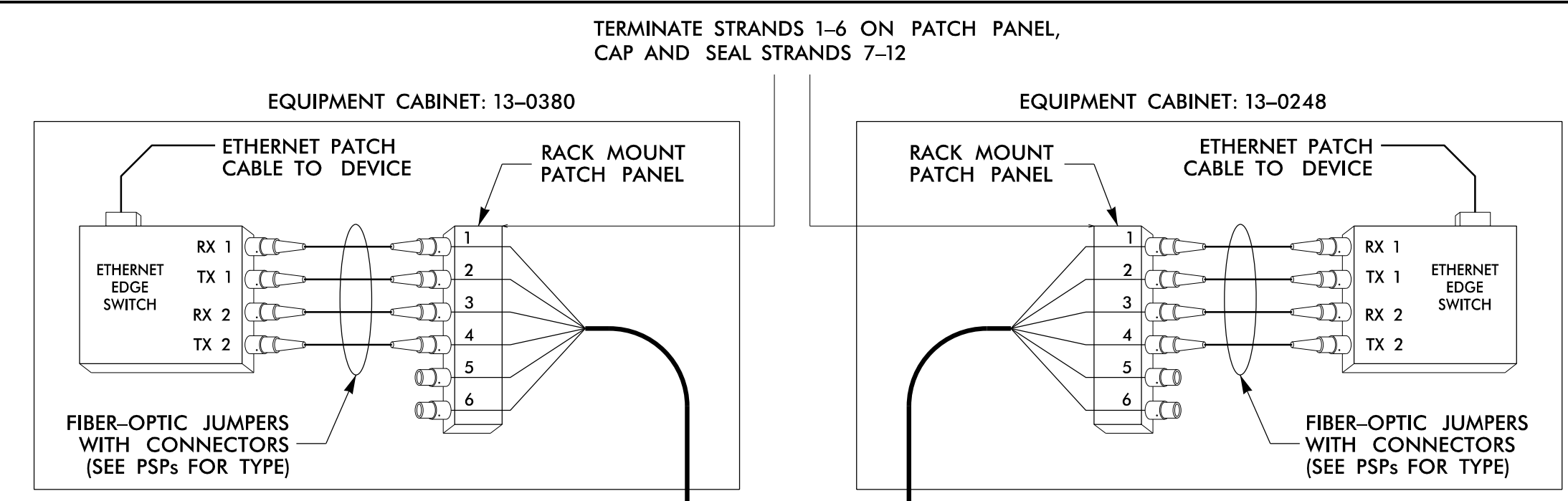


SPLICE ENCLOSURE NO.

S15-5
SEE: CRP-6.052



17-JAN-2017 15:06 D:\projects\atkins\prof\c\cur\100048632 U-4715B Asheville\116 Sig Sys\Task 11 Comm\InoI Microstation Files (Renamed - Merged)\Volume 2\271_095_U-4715B_FS-4_53.dgn

ATKINS 1616 EAST MILLBROOK ROAD, SUITE 310 RALEIGH, NORTH CAROLINA 27609 (919) 876-6888 NCBEEES #F-0326

DOCUMENT NOT CONSIDERED FINAL UNLESS ALL SIGNATURES COMPLETED

Prepared for the Offices of:

NC Transportation

750 Greenfield Parkway, Garner, NC 27529

Asheville Signal System Fiber-Optic Splicing Details

Division 13 Buncombe County Asheville

PLAN DATE: December 2016 REVIEWED BY: HA Badgett

PREPARED BY: AM Quigley REVIEWED BY: JT Brooks

SCALE: NTS

SEAL

SEAL 019962

1/17/2017

LEGEND

| | | |
|------------|-------------|-----------------------------------------------------------------------|
| (1) BLUE | (7) RED | X = FUSION SPLICE INDIVIDUAL FIBER |
| (2) ORANGE | (8) BLACK | C = CAP AND SEAL |
| (3) GREEN | (9) YELLOW | EXPRESS = EXPRESS ENTIRE BUFFER TUBE / FIBERS THROUGH WITHOUT CUTTING |
| (4) BROWN | (10) VIOLET | BUFFER SPLICE = SPLICE ALL FIBERS IN BUFFER TUBE COLOR TO COLOR |
| (5) SLATE | (11) ROSE | |
| (6) WHITE | (12) AQUA | |

- NOTES**
- UNUSED FIBERS LEFT COILED AND STORED IN SPLICE TRAY
 - UNUSED BUFFER TUBES LEFT COILED AND STORED IN SPLICE ENCLOSURE
 - EDGE SWITCH CONFIGURATIONS ARE GENERIC. CONTRACTOR IS RESPONSIBLE FOR DETERMINING/ENSURING THE PROPER TERMINATIONS.