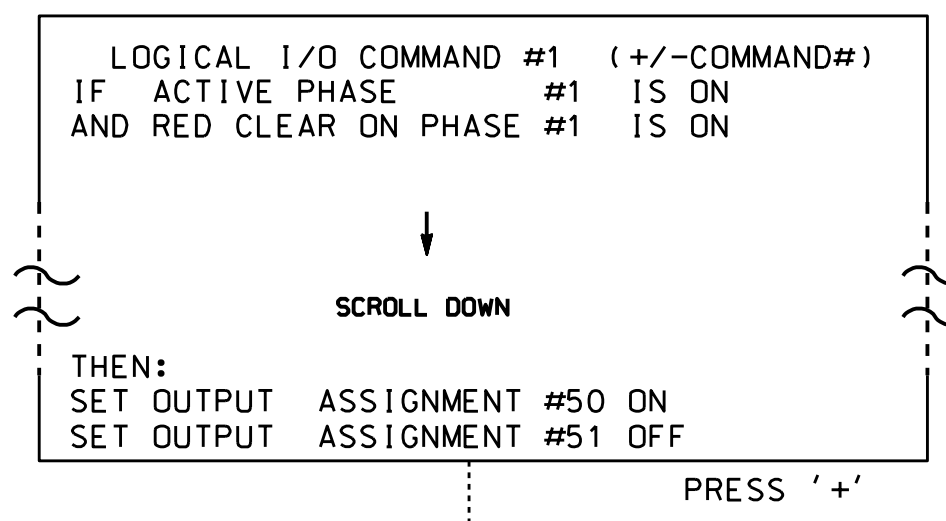


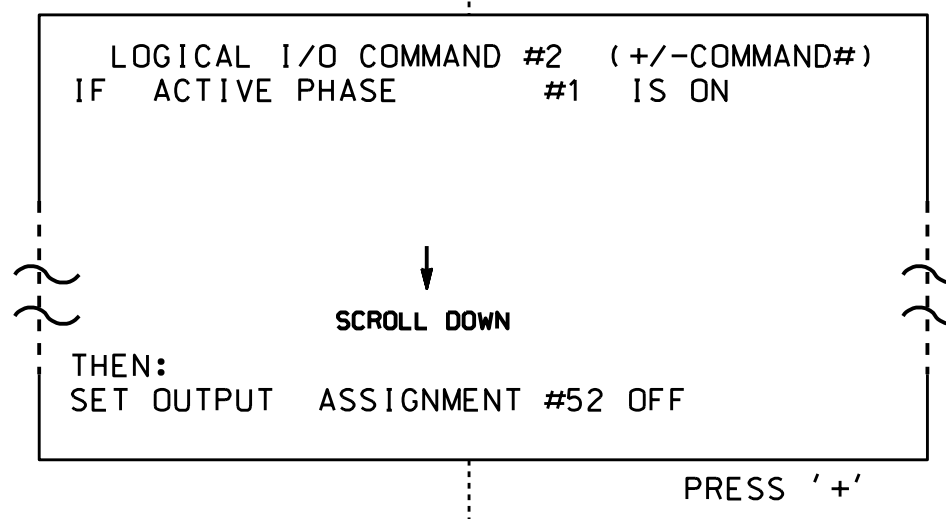
LOGICAL I/O PROCESSOR PROGRAMMING DETAIL TO PRODUCE SPECIAL FYA-PPLT SIGNAL SEQUENCE

(program controller as shown below)

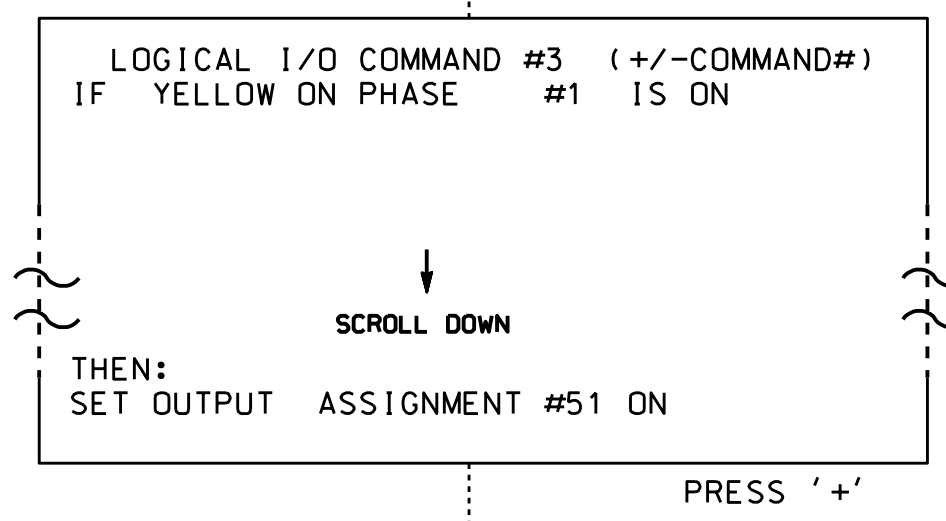
1. FROM MAIN MENU PRESS '2' (PHASE CONTROL), THEN '1' (PHASE CONTROL FUNCTIONS). SCROLL TO THE BOTTOM OF THE MENU AND ENABLE ACT LOGIC COMMANDS 1, 2, 3, 4, 5 AND 6.
2. FROM MAIN MENU PRESS '6' (OUTPUTS), THEN '3' (LOGICAL I/O PROCESSOR).



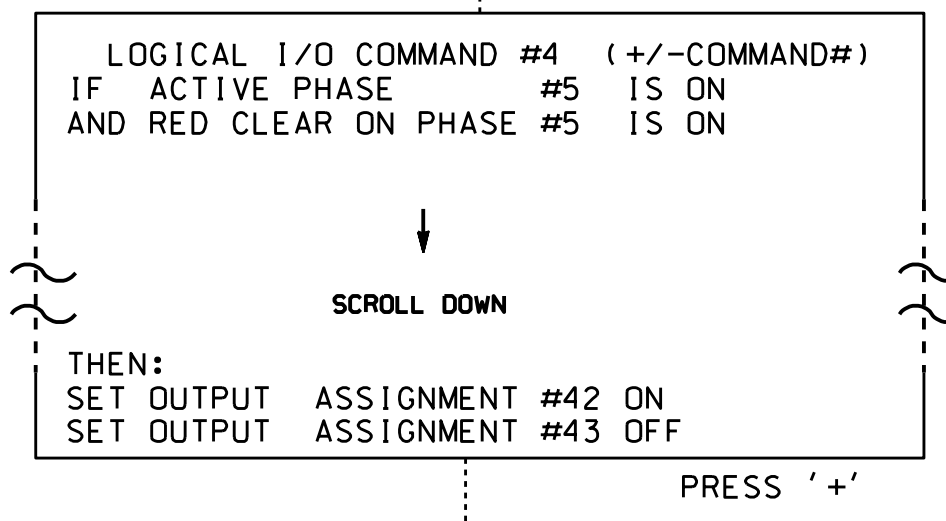
NOTE: LOGIC FOR PHASE 1 RED CLEAR WHEN TRANSITIONING FROM PHASE 1 TO PHASE 2 (HEAD 11).



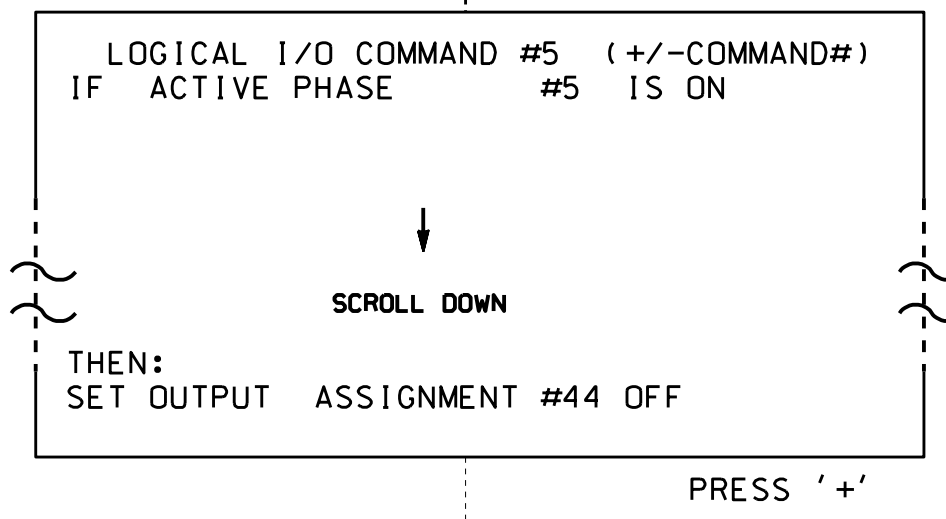
NOTE: LOGIC FOR SWITCHING FLASHING YELLOW ARROW "OFF" DURING PHASE 1 (HEAD 11).



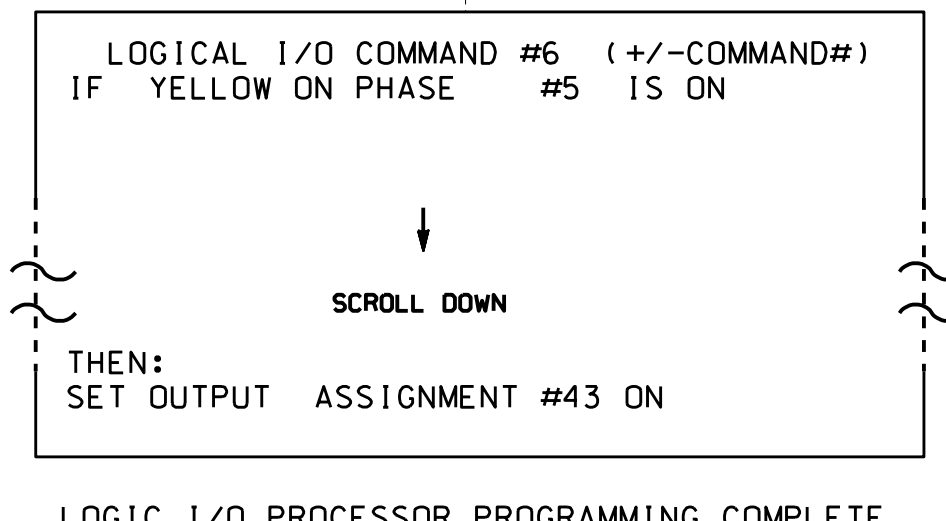
NOTE: LOGIC FOR YELLOW ARROW CLEARANCE FROM PHASE 1 (HEAD 11).



NOTE: LOGIC FOR PHASE 5 RED CLEAR WHEN TRANSITIONING FROM PHASE 5 TO PHASE 6 (HEAD 51).



NOTE: LOGIC FOR SWITCHING FLASHING YELLOW ARROW "OFF" DURING PHASE 5 (HEAD 51).



NOTE: LOGIC FOR YELLOW ARROW CLEARANCE FROM PHASE 5 (HEAD 51).

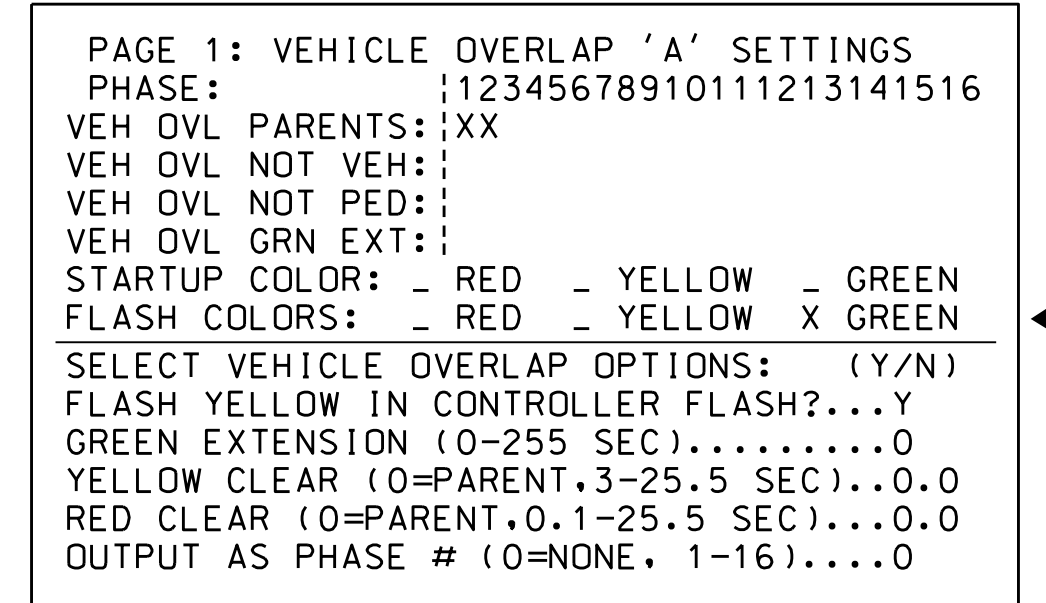
LOGIC I/O PROCESSOR PROGRAMMING COMPLETE

OUTPUT REFERENCE SCHEDULE	
OUTPUT 42 =	Overlap C Red
OUTPUT 43 =	Overlap C Yellow
OUTPUT 44 =	Overlap C Green
OUTPUT 50 =	Overlap A Red
OUTPUT 51 =	Overlap A Yellow
OUTPUT 52 =	Overlap A Green

OVERLAP PROGRAMMING DETAIL

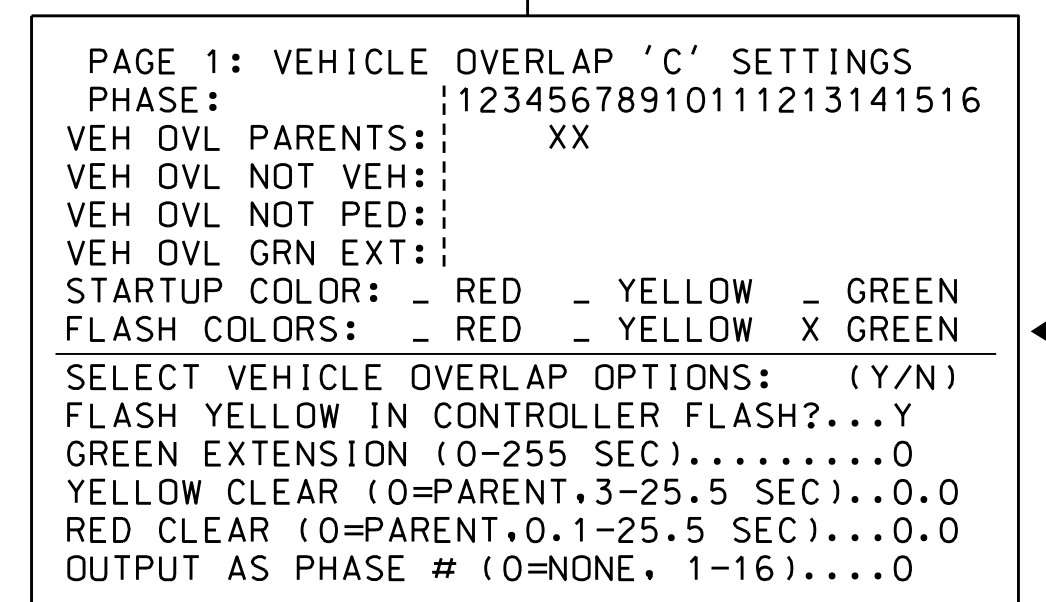
(program controller as shown below)

FROM MAIN MENU PRESS '8' (OVERLAPS), THEN '1' (VEHICLE OVERLAP SETTINGS).



← NOTICE GREEN FLASH

PRESS '+' TWICE



← NOTICE GREEN FLASH

OVERLAP PROGRAMMING COMPLETE

THIS ELECTRICAL DETAIL IS FOR
THE SIGNAL DESIGN: 13-1217
DESIGNED: January 2016
SEALED: 8-17-16
REVISED: N/A

ELECTRICAL DETAIL SHEET 2 OF 2

DOCUMENT NOT CONSIDERED FINAL
UNLESS ALL SIGNATURES COMPLETED

<p style="font-size: x-small;">ELECTRICAL AND PROGRAMMING DETAILS FOR:</p> <p style="font-size: x-small;">Prepared In the Offices of:</p> <p style="font-size: x-small;">750 N. Greenfield Pkwy, Garner, NC 27529</p>	<p style="font-size: large;">US 25 (Hendersonville Road) at Gerber Village / Driveway</p> <p style="font-size: x-small;">Division 13 Buncombe County Asheville</p> <p style="font-size: x-small;">PLAN DATE: July 2016 REVIEWED BY: DTJ</p> <p style="font-size: x-small;">PREPARED BY: James Peterson REVIEWED BY:</p> <table border="1" style="width: 100%; border-collapse: collapse; font-size: x-small;"> <thead> <tr> <th>REVISIONS</th> <th>INIT.</th> <th>DATE</th> </tr> </thead> <tbody> <tr> <td> </td> <td> </td> <td> </td> </tr> </tbody> </table>	REVISIONS	INIT.	DATE				<p style="font-size: x-small;">SEAL</p> <p style="font-size: x-small;">Documented by: Keith M. Mims 9/15/2016</p> <p style="font-size: x-small;">DATE</p> <p style="font-size: x-small;">SIG. INVENTORY NO. 13-1217</p>
REVISIONS	INIT.	DATE						

15-SEP-2016 07:58 S:\ITS\510\13-1217\Sig\ele...xxx.dgn J.peterson