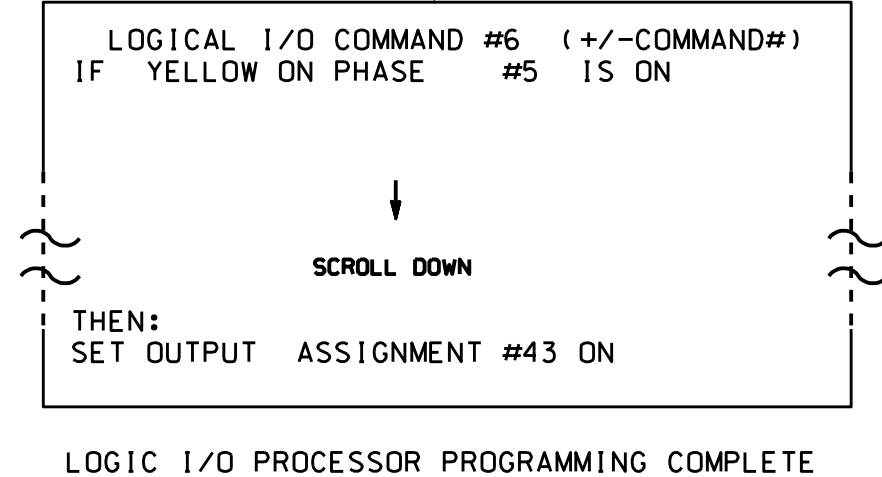
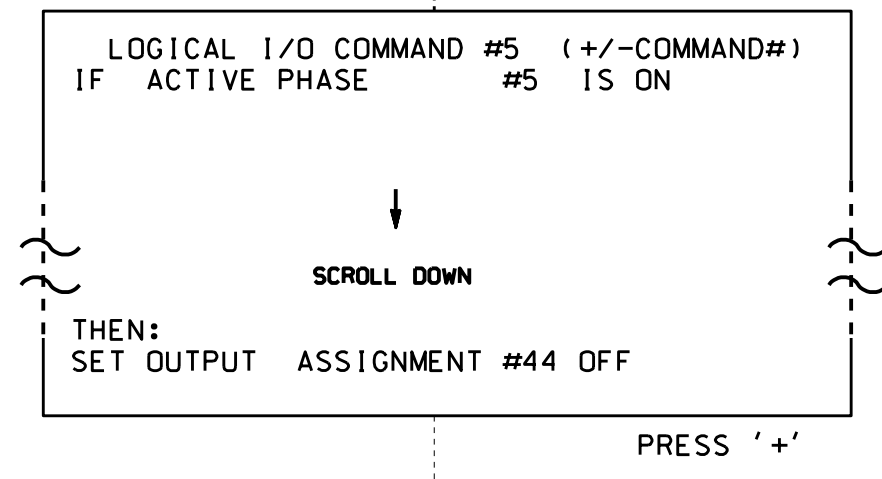
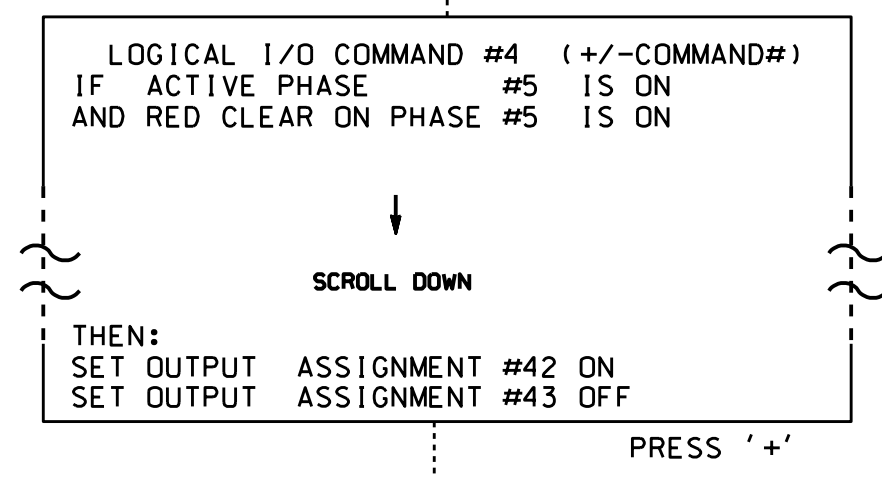
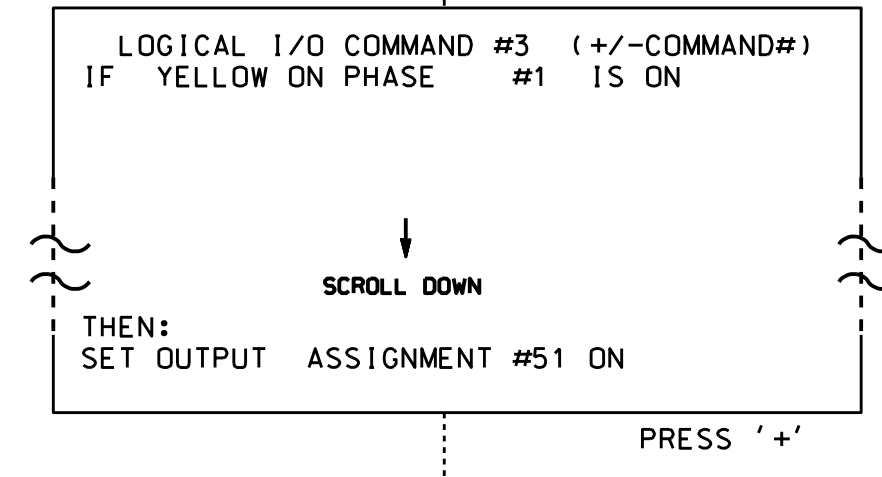
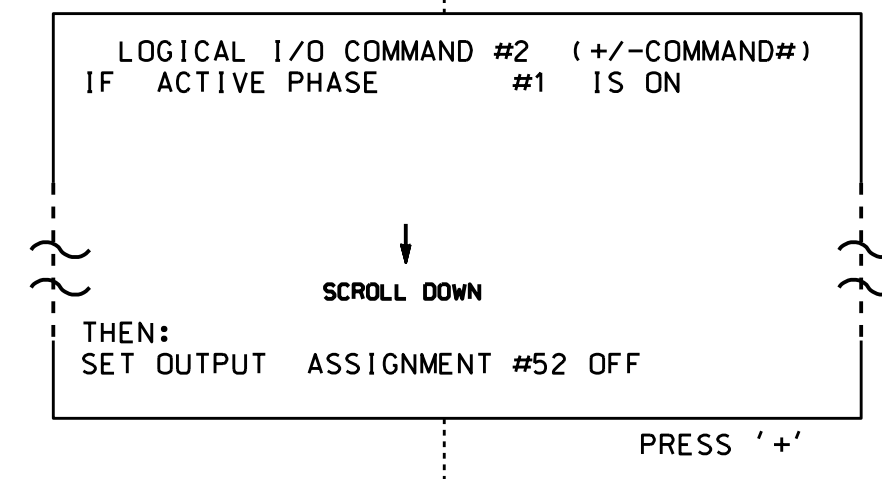
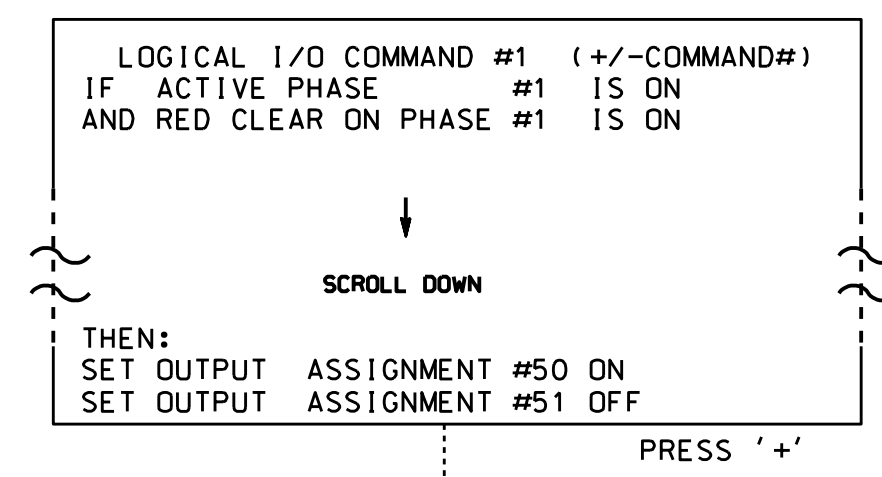


**LOGICAL I/O PROCESSOR PROGRAMMING DETAIL
TO PRODUCE SPECIAL FYA-PPLT SIGNAL SEQUENCE**

(program controller as shown below)

- FROM MAIN MENU PRESS '2' (PHASE CONTROL), THEN '1' (PHASE CONTROL FUNCTIONS). SCROLL TO THE BOTTOM OF THE MENU AND ENABLE ACT LOGIC COMMANDS 1, 2, 3, 4, 5 AND 6.
- FROM MAIN MENU PRESS '6' (OUTPUTS), THEN '3' (LOGICAL I/O PROCESSOR).



LOGIC I/O PROCESSOR PROGRAMMING COMPLETE

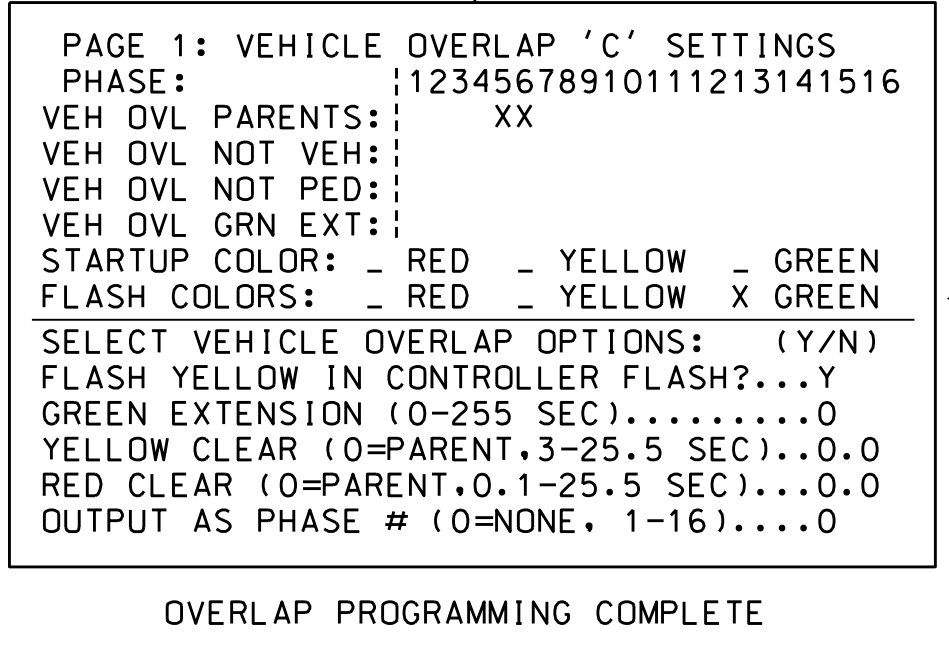
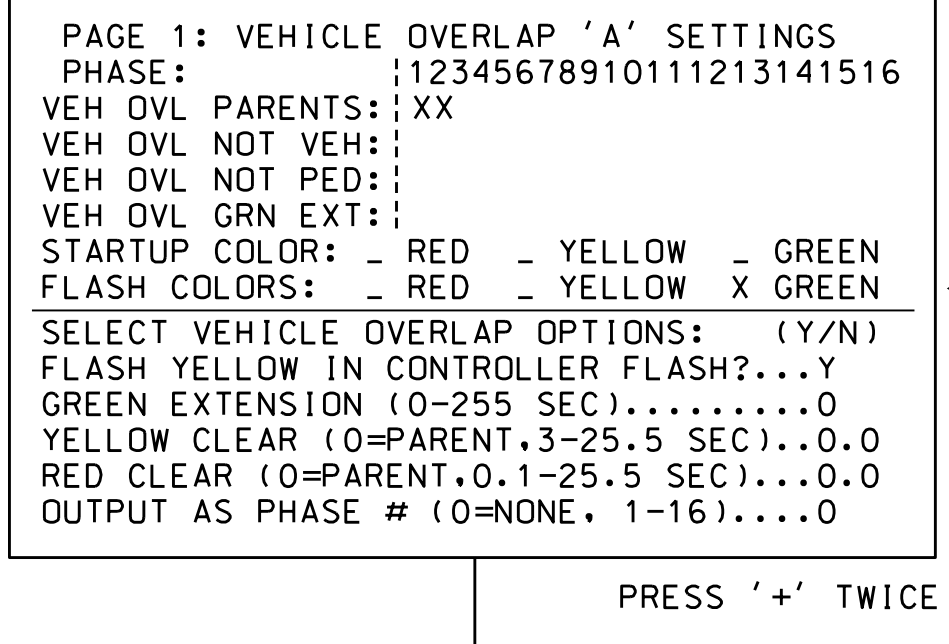
OUTPUT REFERENCE SCHEDULE

- OUTPUT 42 = Overlap C Red
- OUTPUT 43 = Overlap C Yellow
- OUTPUT 44 = Overlap C Green
- OUTPUT 50 = Overlap A Red
- OUTPUT 51 = Overlap A Yellow
- OUTPUT 52 = Overlap A Green

OVERLAP PROGRAMMING DETAIL

(program controller as shown below)

FROM MAIN MENU PRESS '8' (OVERLAPS), THEN '1' (VEHICLE OVERLAP SETTINGS).



PED 3 PROGRAMMING DETAIL

(program controller as shown below)

CHANGING OUTPUT ASSIGNMENTS

- FROM MAIN MENU SELECT '6' (OUTPUTS), THEN '1' (OUTPUT ASSIGNMENTS)
- ENTER 17 (PHASE 8 DW) FOR OUTPUT ASSIGNMENT #.
- SCROLL DOWN TO 'PEDESTRIAN PHASE' AND ENTER 'Y' **REGARDLESS OF DEFAULT PROGRAMMING**
- ENTER '3' FOR 'SELECT PEDESTRIAN PHASE'. NO CHANGE NEEDED FOR 'SELECT COLOR'
- BACKUP TO 'OUTPUT ASSIGNMENTS AND SETTINGS MENU:' BY PRESSING THE 'ESC' BUTTON ON KEYBOARD.
- SELECT '1' (OUTPUT ASSIGNMENTS)
- ENTER 18 (PHASE 8 W) FOR OUTPUT ASSIGNMENT #.
- REPEAT STEPS # 3 AND # 4.

CHANGING INPUT ASSIGNMENTS

- FROM MAIN MENU SELECT '7' (DETECTORS), THEN '2' (PEDESTRIAN DETECTOR ASSIGNMENTS)
- CYCLE TO PED DETECTOR #8 BY REPEATEDLY DEPRESSING '+' KEY
- MODIFY PHASE ASSIGNED TO PED DETECTOR # 8 FROM PHASE 8 TO PHASE 3

PROGRAMMING COMPLETE

THIS ELECTRICAL DETAIL IS FOR
THE SIGNAL DESIGN: 13-0992
DESIGNED: June 2016
SEALED: 08/22/2016
REVISED:

ELECTRICAL DETAIL - SHEET 2 OF 2

DOCUMENT NOT CONSIDERED FINAL
UNLESS ALL SIGNATURES COMPLETED

Prepared In the Offices of:
TRANSPORTATION MOBILITY AND SAFETY
DIVISION OF NORTH CAROLINA
Signal Management Section
750 N. Greenfield Pkwy, Garner, NC 27529

Haywood Street
at
O'Henry Ave./I-240 EB Ramp

Division 13 Buncombe County Asheville

PLAN DATE: August 2016 REVIEWED BY: BAS
PREPARED BY: A. F. Aslami REVIEWED BY:

REVISIONS INIT. DATE

DocuSigned by:
Erin M. Little 8/24/2016
DATE

SIG. INVENTORY NO. 13-0992

SEAL
NORTH CAROLINA
PROFESSIONAL
ENGINEER
M. LITTLE

24-AUG-2016 10:42
 S:\ITS\ASU\ITS_Signal\work\hgr\oups\sig_Maps\Aslami\130992_sml\el_xxxxx.dgn
 oas\lami1