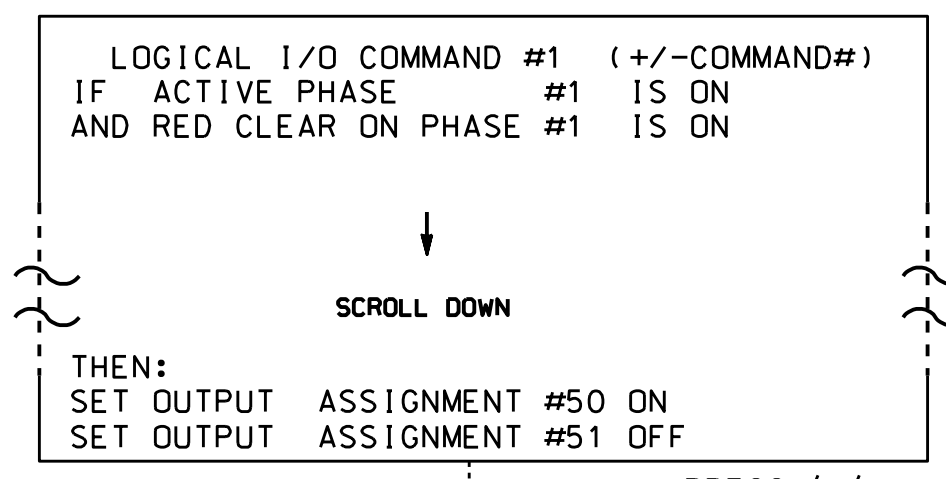


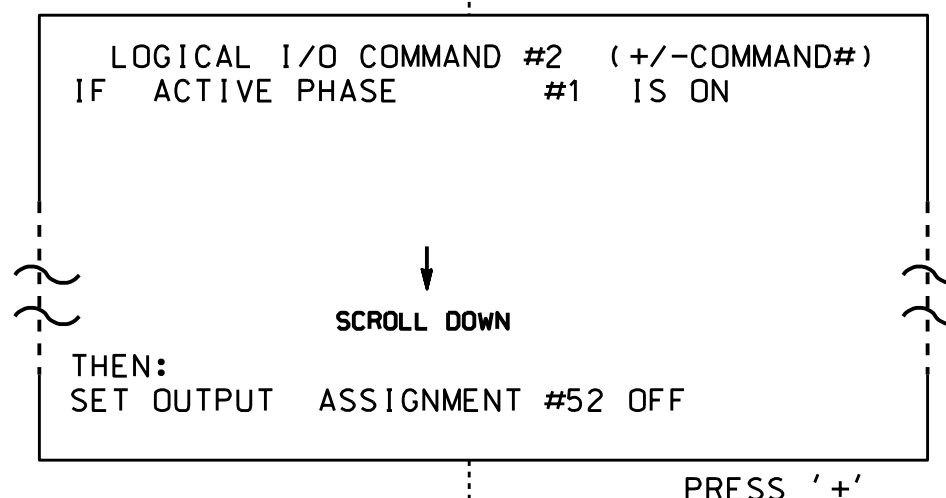
**LOGICAL I/O PROCESSOR PROGRAMMING DETAIL
TO PRODUCE SPECIAL FYA-PPLT SIGNAL SEQUENCE**

(program controller as shown below)

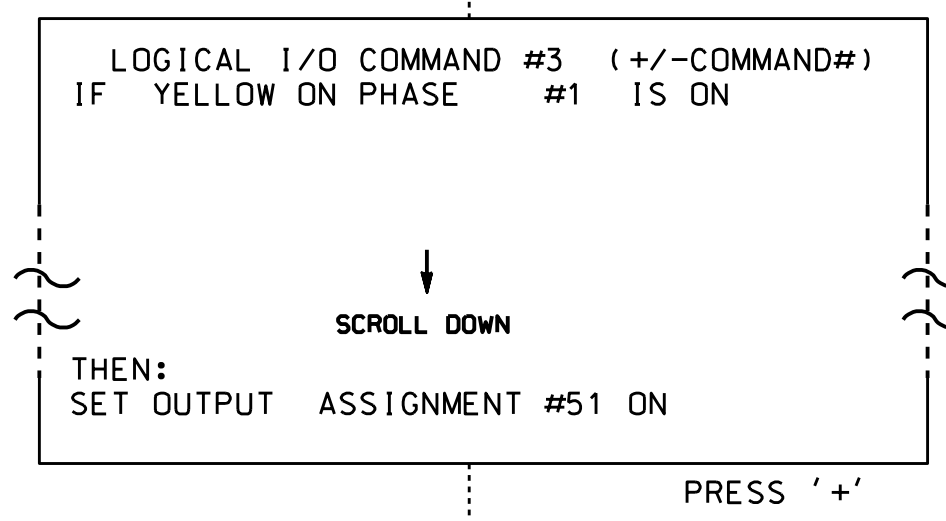
- FROM MAIN MENU PRESS '2' (PHASE CONTROL), THEN '1' (PHASE CONTROL FUNCTIONS). SCROLL TO THE BOTTOM OF THE MENU AND ENABLE ACT LOGIC COMMANDS 1, 2, 3, 4, 5 AND 6.
- FROM MAIN MENU PRESS '6' (OUTPUTS), THEN '3' (LOGICAL I/O PROCESSOR).



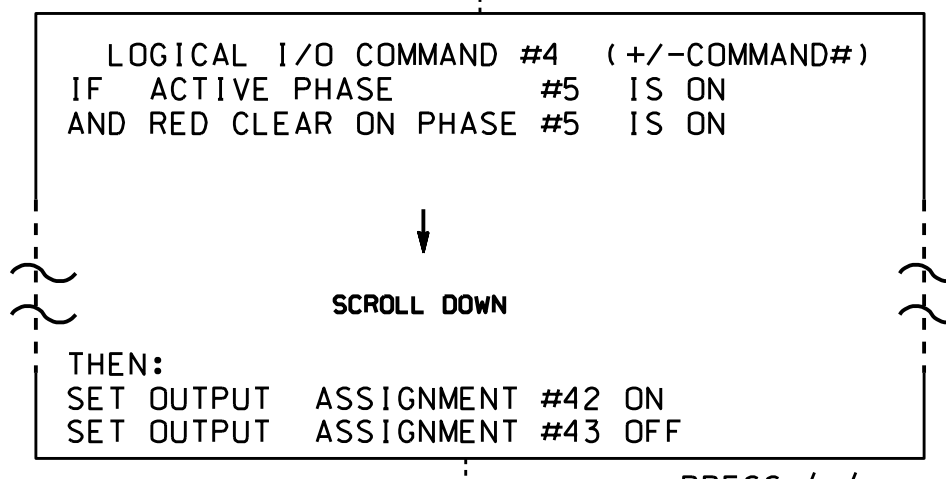
NOTE: LOGIC FOR PHASE 1 RED CLEAR WHEN TRANSITIONING FROM PHASE 1 TO PHASE 2 (HEAD 11).



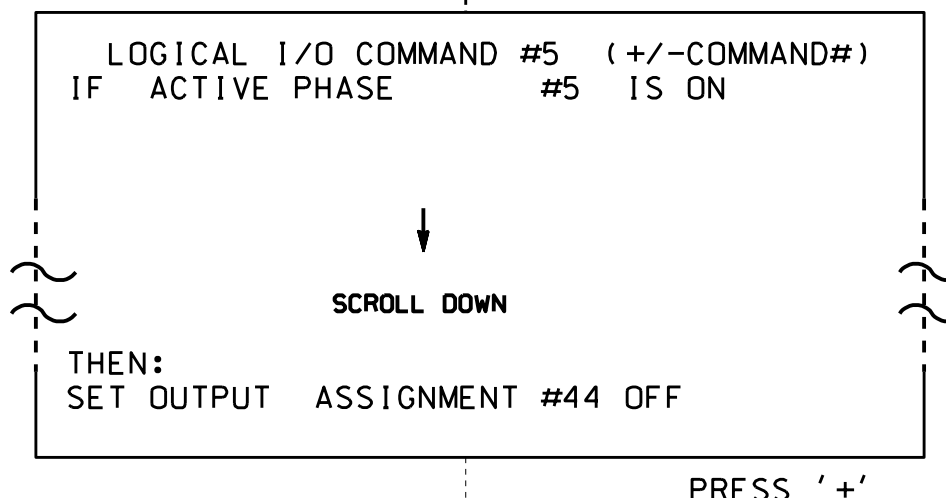
NOTE: LOGIC FOR SWITCHING FLASHING YELLOW ARROW "OFF" DURING PHASE 1 (HEAD 11).



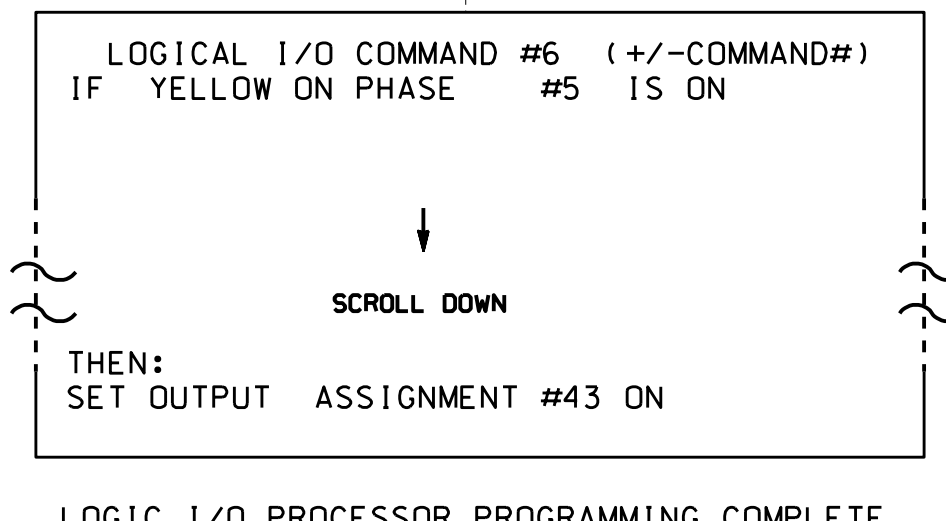
NOTE: LOGIC FOR YELLOW ARROW CLEARANCE FROM PHASE 1 (HEAD 11).



NOTE: LOGIC FOR PHASE 5 RED CLEAR WHEN TRANSITIONING FROM PHASE 5 TO PHASE 6 (HEAD 51).



NOTE: LOGIC FOR SWITCHING FLASHING YELLOW ARROW "OFF" DURING PHASE 5 (HEAD 51).



NOTE: LOGIC FOR YELLOW ARROW CLEARANCE FROM PHASE 5 (HEAD 51).

OUTPUT REFERENCE SCHEDULE

OUTPUT 42 = Overlap C Red
OUTPUT 43 = Overlap C Yellow
OUTPUT 44 = Overlap C Green
OUTPUT 50 = Overlap A Red
OUTPUT 51 = Overlap A Yellow
OUTPUT 52 = Overlap A Green

OVERLAP PROGRAMMING DETAIL

(program controller as shown below)

FROM MAIN MENU PRESS '8' (OVERLAPS), THEN '1' (VEHICLE OVERLAP SETTINGS).

PAGE 1: VEHICLE OVERLAP 'A' SETTINGS
PHASE: 12345678910111213141516
VEH OVL PARENTS: XX
VEH OVL NOT VEH:
VEH OVL NOT PED:
VEH OVL GRN EXT:
STARTUP COLOR: _ RED _ YELLOW _ GREEN
FLASH COLORS: _ RED _ YELLOW X GREEN
SELECT VEHICLE OVERLAP OPTIONS: (Y/N)
FLASH YELLOW IN CONTROLLER FLASH?...Y
GREEN EXTENSION (0-255 SEC)...0.0
YELLOW CLEAR (0=PARENT.3-25.5 SEC)...0.0
RED CLEAR (0=PARENT.0.1-25.5 SEC)...0.0
OUTPUT AS PHASE # (0=NONE, 1-16)...0

← NOTICE GREEN FLASH

PRESS '+' TWICE

PAGE 1: VEHICLE OVERLAP 'C' SETTINGS
PHASE: 12345678910111213141516
VEH OVL PARENTS: XX
VEH OVL NOT VEH:
VEH OVL NOT PED:
VEH OVL GRN EXT:
STARTUP COLOR: _ RED _ YELLOW _ GREEN
FLASH COLORS: _ RED _ YELLOW X GREEN
SELECT VEHICLE OVERLAP OPTIONS: (Y/N)
FLASH YELLOW IN CONTROLLER FLASH?...Y
GREEN EXTENSION (0-255 SEC)...0.0
YELLOW CLEAR (0=PARENT.3-25.5 SEC)...0.0
RED CLEAR (0=PARENT.0.1-25.5 SEC)...0.0
OUTPUT AS PHASE # (0=NONE, 1-16)...0

← NOTICE GREEN FLASH

OVERLAP PROGRAMMING COMPLETE

THIS ELECTRICAL DETAIL IS FOR THE SIGNAL DESIGN: 13-0522
DESIGNED: June 2016
SEALED: 8/3/2016
REVISED:

Electrical Detail - Sheet 2 of 2

DOCUMENT NOT CONSIDERED FINAL UNLESS ALL SIGNATURES COMPLETED

	ELECTRICAL AND PROGRAMMING DETAILS FOR:		US 74A (Fairview Road) at Oakley Plaza/River Ridge		
	Prepared In the Offices of:		Division 13 Buncombe County Asheville		
PLAN DATE: July 2016		REVIEWED BY: BAS		DocuSigned by: Cary M. Little 8/5/2016	
PREPARED BY: C. Strickland		REVIEWED BY:		DATE	
REVISIONS		INIT.		DATE	
SIG. INVENTORY NO. 13-0522					

04-AUG-2016 07:53
 C:\TCS\GIS\TCS\Sig\m\work\h\hous\sig\Map\511\ck\lanc#130522_sm.ele_xxx.dgn
 cbsr\ckland