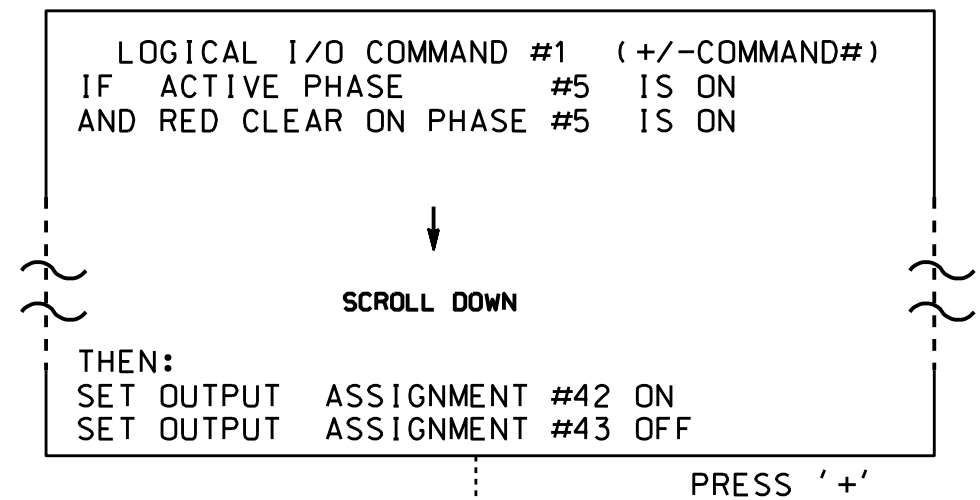


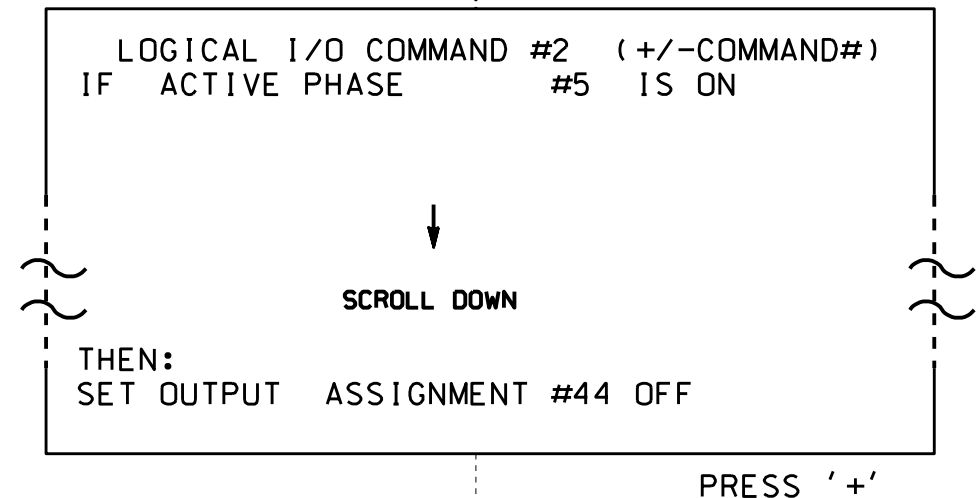
LOGICAL I/O PROCESSOR PROGRAMMING DETAIL TO PRODUCE SPECIAL FYA-PPLT SIGNAL SEQUENCE

(program controller as shown below)

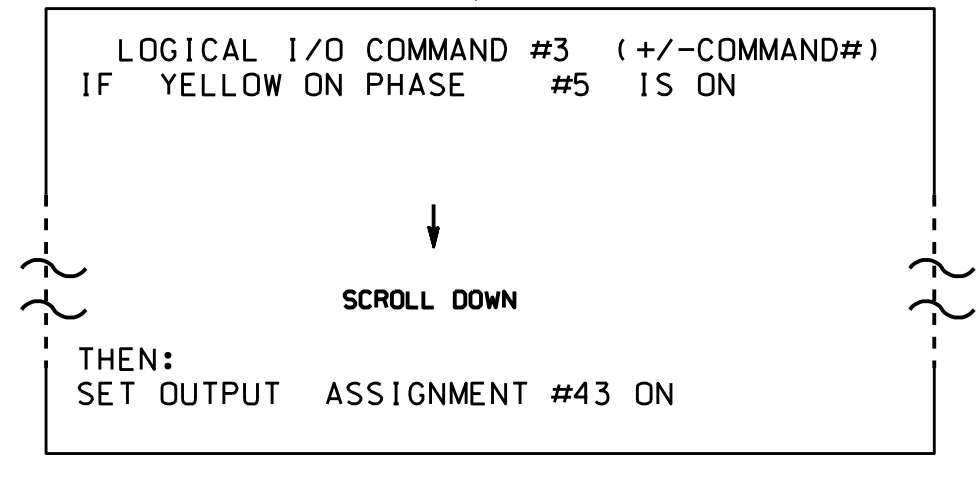
1. FROM MAIN MENU PRESS '2' (PHASE CONTROL), THEN '1' (PHASE CONTROL FUNCTIONS). SCROLL TO THE BOTTOM OF THE MENU AND ENABLE ACT LOGIC COMMANDS 1, 2 AND 3.
2. FROM MAIN MENU PRESS '6' (OUTPUTS), THEN '3' (LOGICAL I/O PROCESSOR).



NOTE: LOGIC FOR PHASE 5 RED CLEAR WHEN TRANSITIONING FROM PHASE 5 TO PHASE 6 (HEAD 51).



NOTE: LOGIC FOR SWITCHING FLASHING YELLOW ARROW "OFF" DURING PHASE 5 (HEAD 51).



NOTE: LOGIC FOR YELLOW ARROW CLEARANCE FROM PHASE 5 (HEAD 51).

LOGIC I/O PROCESSOR PROGRAMMING COMPLETE

OUTPUT REFERENCE SCHEDULE

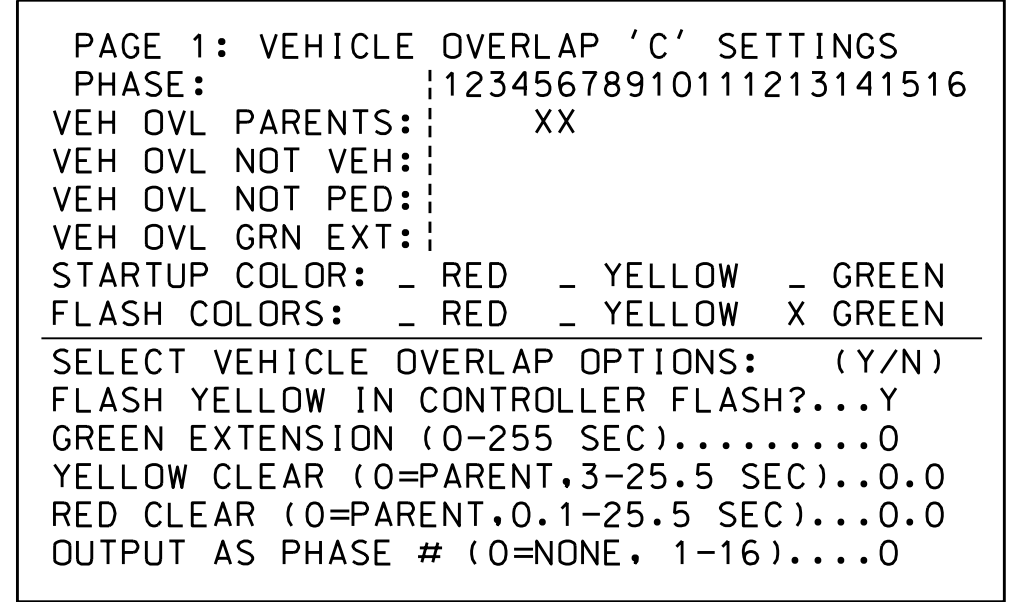
- OUTPUT 42 = Overlap C Red
- OUTPUT 43 = Overlap C Yellow
- OUTPUT 44 = Overlap C Green

OVERLAP PROGRAMMING DETAIL

(program controller as shown below)

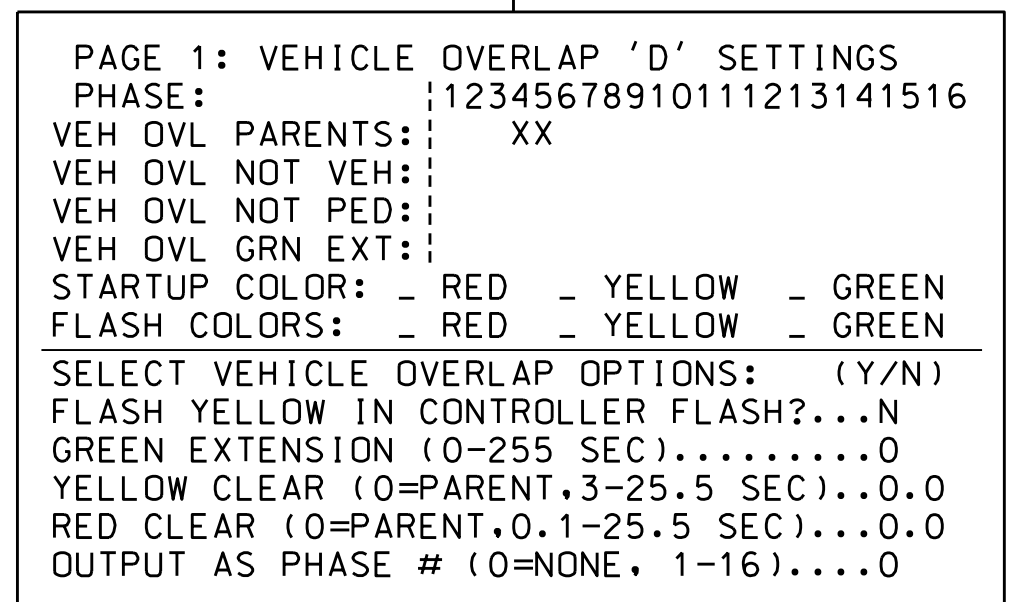
FROM MAIN MENU PRESS '8' (OVERLAPS), THEN '1' (VEHICLE OVERLAP SETTINGS).

PRESS '+' TWICE



← NOTICE GREEN FLASH

PRESS '+'



OVERLAP PROGRAMMING COMPLETE

FLASHER CIRCUIT MODIFICATION DETAIL

IN ORDER TO INSURE THAT SIGNALS FLASH CONCURRENTLY ON THE SAME APPROACH, MAKE THE FOLLOWING FLASHER CIRCUIT CHANGES:

1. ON REAR OF PDA - REMOVE WIRE FROM TERM. T2-4 AND TERMINATE ON T2-2.
2. ON REAR OF PDA - REMOVE WIRE FROM TERM. T2-5 AND TERMINATE ON T2-3.
3. REMOVE FLASHER UNIT 2.

THE CHANGES LISTED ABOVE TIES ALL PHASES AND OVERLAPS TO FLASHER UNIT 1.

THIS ELECTRICAL DETAIL IS FOR
THE SIGNAL DESIGN: 13-0468
DESIGNED: July 2016
SEALED: 9/7/2016
REVISED:

Electrical Detail - Sheet 2 of 2

DOCUMENT NOT CONSIDERED FINAL
UNLESS ALL SIGNATURES COMPLETED

Prepared In the Offices of: TRANSPORTATION MOBILITY AND SAFETY DIVISION 750 N. Greenfield Pkwy, Garner, NC 27529	US 19-23 (Smokey Park Highway) at I-40 WB Ramps	SEAL SEAL 030530 ENGINEER CARY M. LITTLE					
Division 13 Buncombe County Asheville PLAN DATE: August 2016 REVIEWED BY: T. Joyce PREPARED BY: C. Strickland REVIEWED BY:		Documented by: 9/8/2016 DATE					
<table border="1" style="width: 100%; border-collapse: collapse;"> <thead> <tr> <th style="width: 60%;">REVISIONS</th> <th style="width: 20%;">INIT.</th> <th style="width: 20%;">DATE</th> </tr> </thead> <tbody> <tr> <td> </td> <td> </td> <td> </td> </tr> </tbody> </table>			REVISIONS	INIT.	DATE		
REVISIONS	INIT.	DATE					
SIG. INVENTORY NO. 13-0468							

07-SEP-2016 11:44
 C:\IT\ASIS\TIS\Sigmod\work\hgr\oups\sig Mod\strickland\130468_sml_e_xxr.dgn
 ceast\ckland