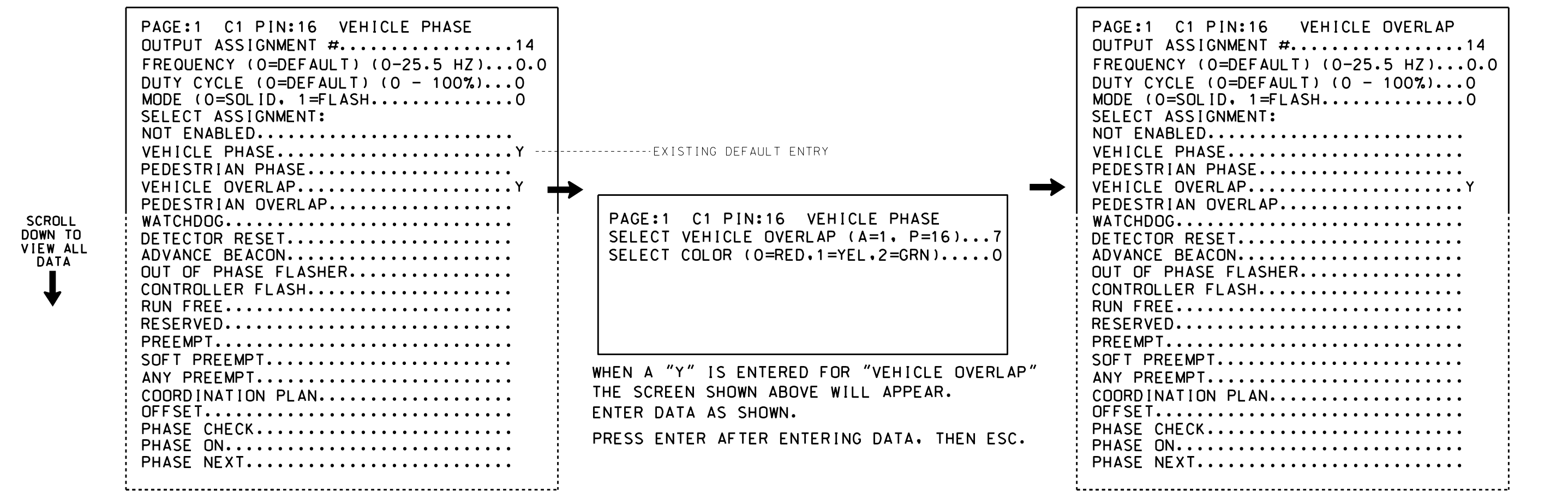


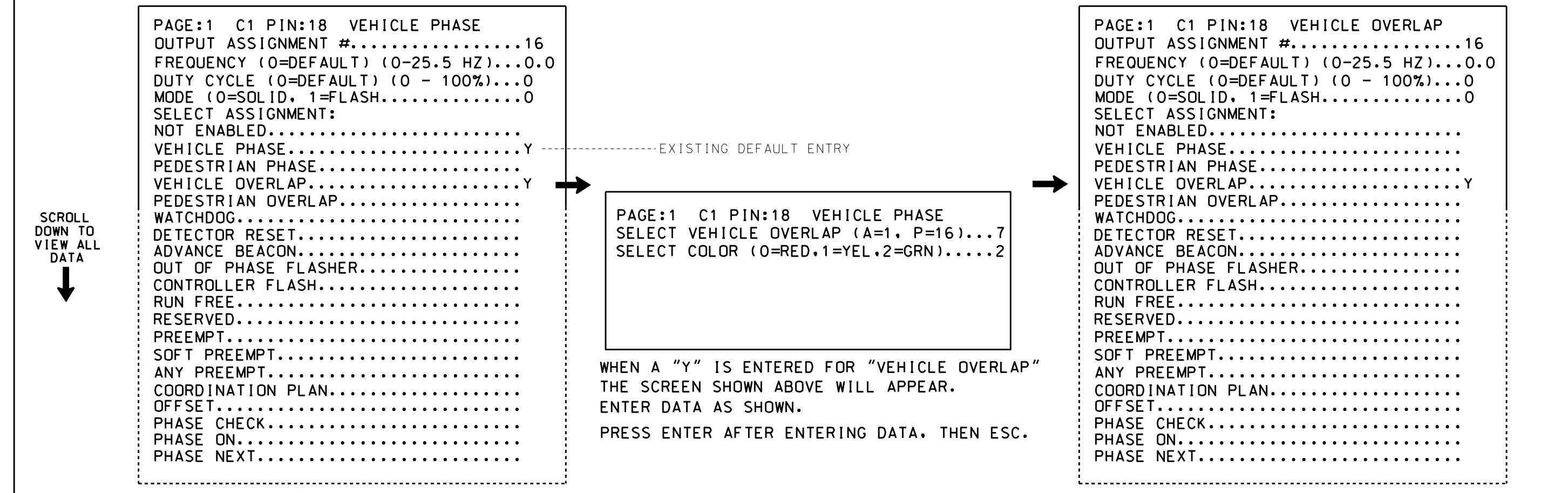
LOADSWITCH "S1" to OVERLAP "G" OUTPUT ASSIGNMENT PROGRAMMING DETAIL *(program controller as shown below)*

- FROM MAIN MENU PRESS '6' (OUTPUTS), THEN '1' (OUTPUT ASSIGNMENTS).
- WITH CURSOR IN "OUTPUT ASSIGNMENT #" FIELD, USE + KEY TO FIND THE OUTPUT ASSIGNMENT NUMBER 14, AS SHOWN BELOW.
- PROGRAM CONTROLLER AS SHOWN:



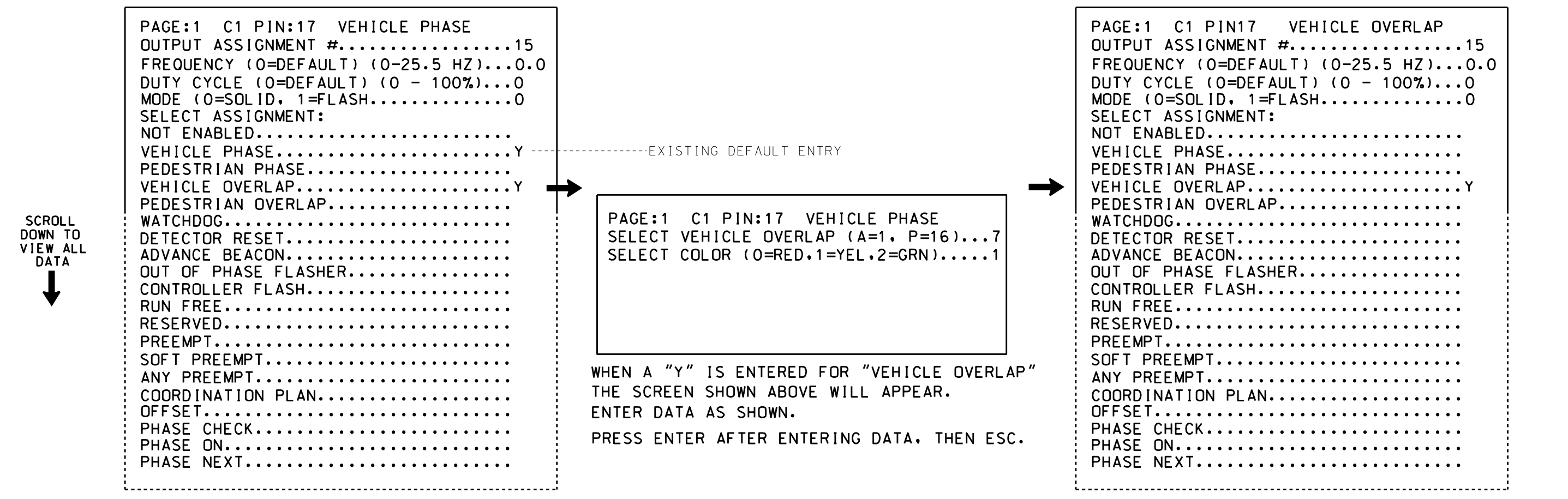
VEHICLE OVERLAP G (RED) LOAD SWITCH S1

- FROM MAIN MENU PRESS '6' (OUTPUTS), THEN '1' (OUTPUT ASSIGNMENTS).
- WITH CURSOR IN "OUTPUT ASSIGNMENT #" FIELD, USE + KEY TO FIND THE OUTPUT ASSIGNMENT NUMBER 16, AS SHOWN BELOW.
- PROGRAM CONTROLLER AS SHOWN:



VEHICLE OVERLAP G (GREEN) LOAD SWITCH S1

- FROM MAIN MENU PRESS '6' (OUTPUTS), THEN '1' (OUTPUT ASSIGNMENTS).
- WITH CURSOR IN "OUTPUT ASSIGNMENT #" FIELD, USE + KEY TO FIND THE OUTPUT ASSIGNMENT NUMBER 15, AS SHOWN BELOW.
- PROGRAM CONTROLLER AS SHOWN:



VEHICLE OVERLAP G (YELLOW) LOAD SWITCH S1

THIS ELECTRICAL DETAIL IS FOR
THE SIGNAL DESIGN: 13-0218
DESIGNED: June 2016
SEALED: 8/16/2016
REVISED:

Electrical Detail - Sheet 4 of 5

<p>Electrical and Programming Details for:</p> <p>Prepared In the Offices of:</p> <p>750 N. Greenfield Pkwy, Garner, NC 27529</p>	<p>US 19-23 Business/SR 3548 (Haywood Road) at I-240 Ramps/Hanover Street</p> <p>Division 13 Buncombe County Asheville</p> <p>PLAN DATE: July 2016 REVIEWED BY: BAS</p> <p>PREPARED BY: C. Strickland REVIEWED BY:</p>	<p>DOCUMENT NOT CONSIDERED FINAL UNLESS ALL SIGNATURES COMPLETED</p> <p>SEAL</p> <p>DocuSigned by: <i>Zachary M. Little</i> 8/30/2016</p> <p>SIG. INVENTORY NO. 13-0218</p>
---	--	---

13-0218-2016-13-26
S:\ITS\ASIS\ITS_Sig\Signal\work\hgr\output\Map\Map17\ck\lndm\30218_sml_e_xxrc.dgn
C:\STR\CK\lndm