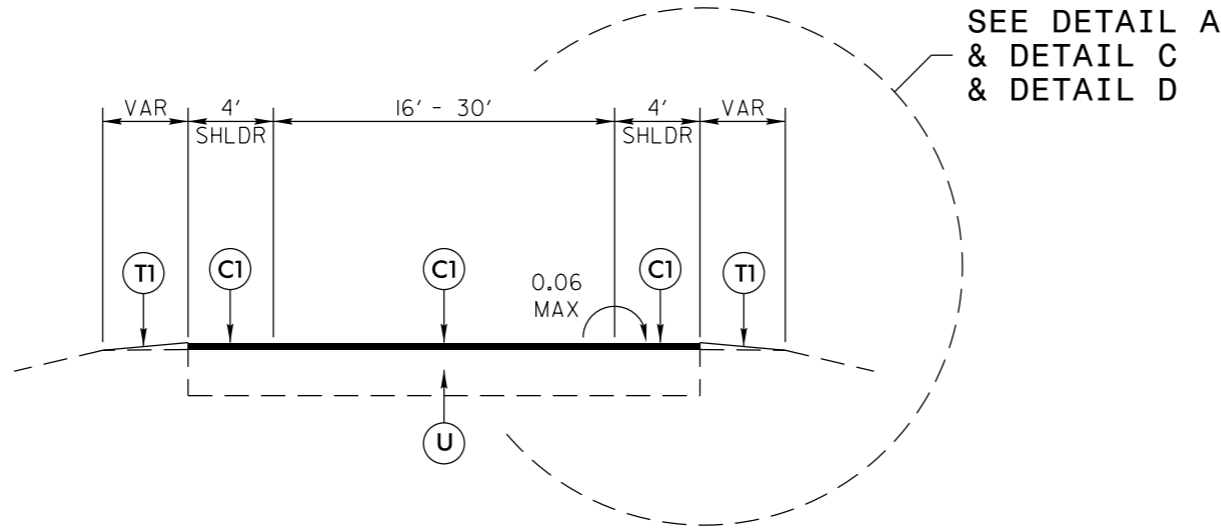
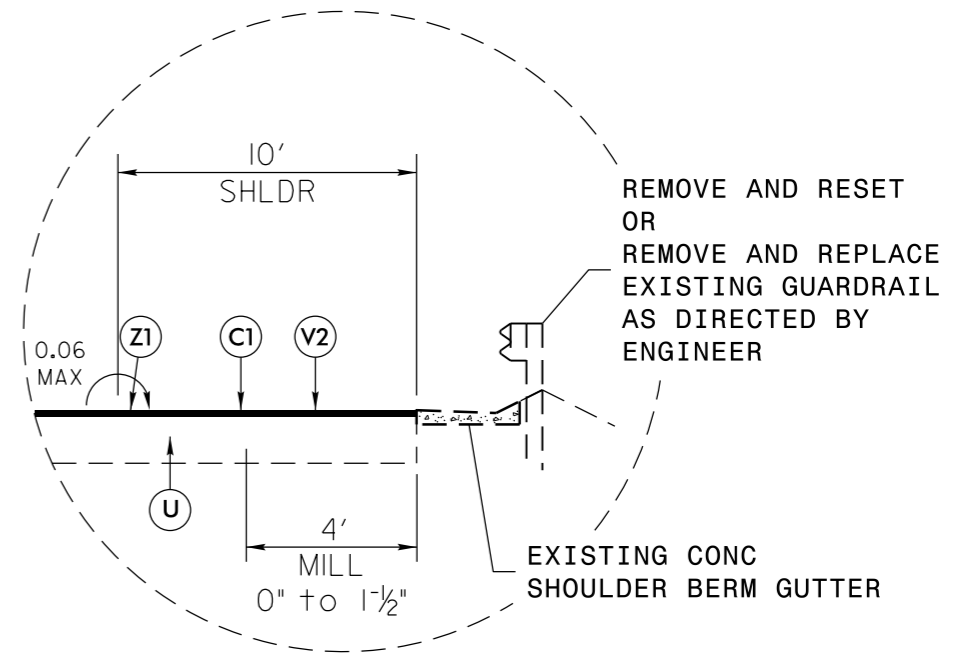


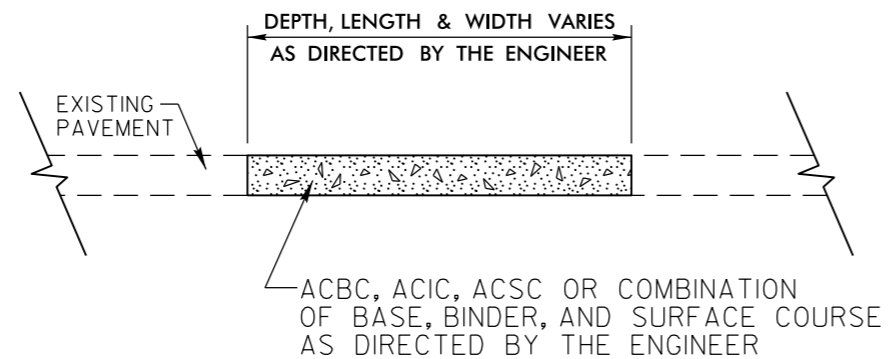
<b>PROJECT NO.</b>	<b>SHEET NO.</b>	<b>TOTAL SHEETS</b>
I-5892	5	



**TYPICAL SECTION NO. 5**  
**CLIP/CUT SHOULDERS PER NCDOT STANDARD**  
**DRAWING 560.01 & 560.02**  
**BEFORE RE-INSTALLING GUARDRAIL**  
**IN AREAS AS DIRECTED BY THE ENGINEER**



**DETAIL B**  
**VARIOUS LOCATIONS**



**DETAIL FOR**  
**PATCHING EXISTING PAVEMENT**

PAVEMENT SCHEDULE	
C1	PROP. APPROX. 1-1/2" ASPHALT CONCRETE SURFACE COURSE, TYPE S9.5C, AT AN AVERAGE RATE OF 168 LBS. PER SQ. YD.
T1	SHOULDER RECONSTRUCTION
U	EXISTING PAVEMENT
V2	MILLING ASPHALT PAVEMENT, 0" TO 1-1/2" DEPTH
Z1	MILLED RUMBLE STRIPS (ASPHALT CONCRETE)