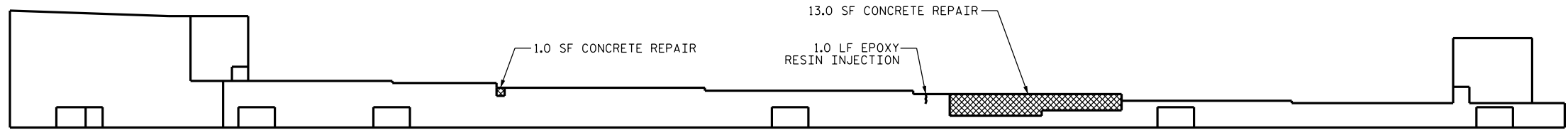
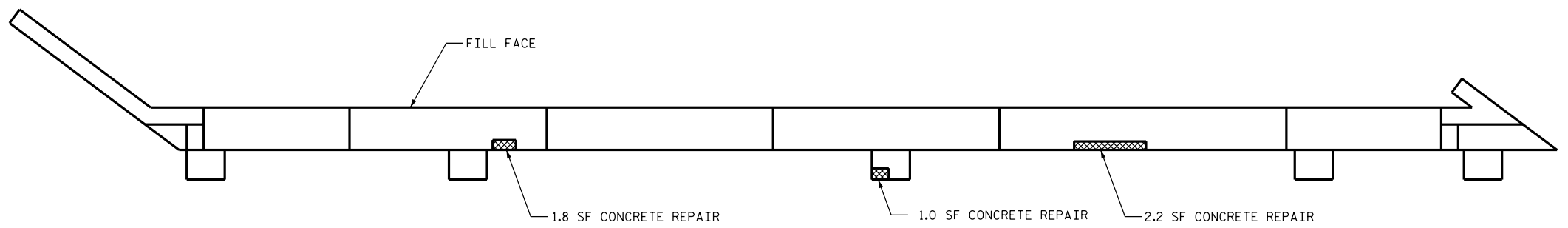


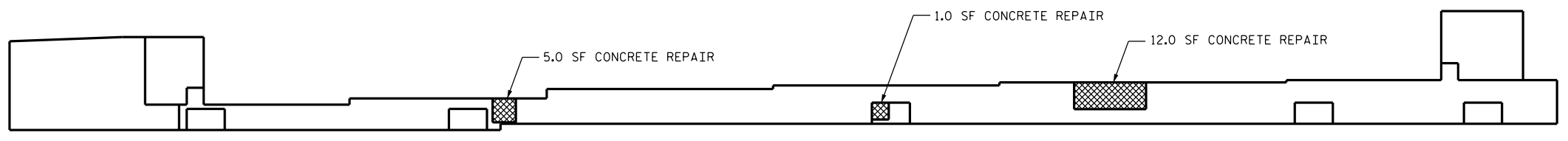
PLAN



ELEVATION
END BENT 1



PLAN



ELEVATION
END BENT 2

AS-BUILT REPAIR QUANTITY TABLE

REPAIRS END BENT 1	QUANTITIES			
	ESTIMATE		ACTUAL	
SHOTCRETE REPAIRS	AREA SF	VOLUME CF	AREA SF	VOLUME CF
CAP	0.0	0.0		
CONCRETE REPAIRS	AREA SF	VOLUME CF	AREA SF	VOLUME CF
CAP	21.1	13.2 *		
EPOXY RESIN INJECTION	LN. FT.			
CAP	1.0			

AS-BUILT REPAIR QUANTITY TABLE

REPAIRS END BENT 2	QUANTITIES			
	ESTIMATE		ACTUAL	
SHOTCRETE REPAIRS	AREA SF	VOLUME CF	AREA SF	VOLUME CF
CAP	0.0	0.0		
CONCRETE REPAIRS	AREA SF	VOLUME CF	AREA SF	VOLUME CF
CAP	23.0	14.0 *		
EPOXY RESIN INJECTION	LN. FT.			
CAP	0.0			

VALUES IN CHART REPRESENT ESTIMATED REPAIR TOTALS AFTER REMOVAL OF UNSOUND CONCRETE, MINIMUM OF 1" BEHIND REBAR AND MINIMUM 2" CLEAR TO SAWCUT. SEE REPAIR DETAILS.

NOTES:


REPAIR LOCATIONS AND ESTIMATE OF QUANTITIES ARE GIVEN WITH THE BEST INFORMATION AVAILABLE. IF ADDITIONAL REPAIRS NOT SHOWN ON THE DRAWINGS ARE DEEMED NECESSARY BY THE ENGINEER, THE ENGINEER WILL NOTE ON THE DRAWINGS THE APPROXIMATE LOCATION AND DESCRIPTION OF THE REPAIRS AND ADJUST THE ACTUAL QUANTITIES ENTERED INTO THE REPAIR QUANTITY TABLE.

* QUANTITY HAS BEEN INCREASED DUE TO THE POTENTIAL FOR FURTHER DETERIORATION SINCE THE FIELD INSPECTION BY STRUCTURES MANAGEMENT UNIT.

FOR REPAIRS, SEE "TYPICAL CAP AND COLUMN REPAIR DETAILS" SHEET.



PROJECT NO. I-5809
McDOWELL COUNTY
 BRIDGE: 149



STATE OF NORTH CAROLINA
 DEPARTMENT OF TRANSPORTATION
 RALEIGH

END BENTS 1 & 2

DRAWN BY : W.F.PARKER DATE : 05/16
 CHECKED BY : J.P. ADAMS DATE : 6/2016

DOCUMENT NOT CONSIDERED FINAL UNLESS ALL SIGNATURES COMPLETED

REVISIONS						SHEET NO. S-34 TOTAL SHEETS 68
NO.	BY:	DATE:	NO.	BY:	DATE:	
1			3			
2			4			