PROJECT REFERENCE NO.	SHEET NO.
U-5742	Sig.156.0

DEFAULT PHASING DIAGRAM

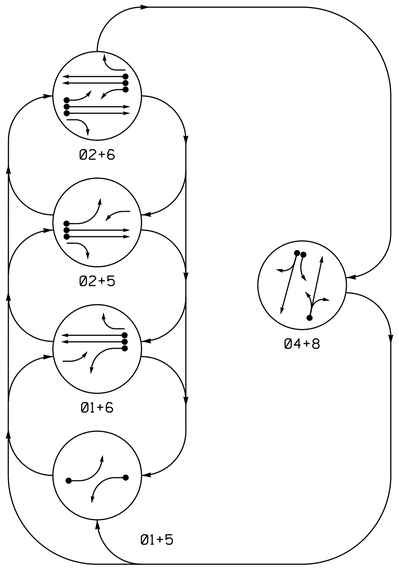

ALTERNATE PHASING DIAGRAM

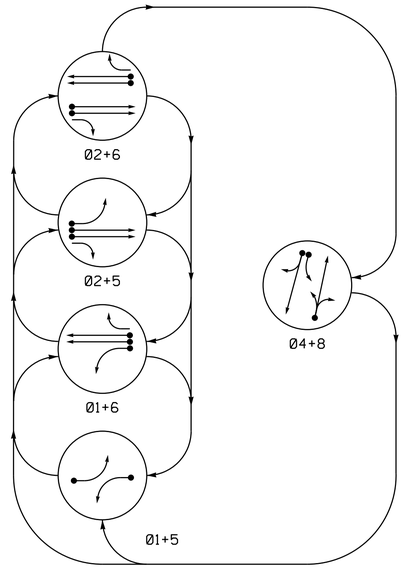

DEFAULT TABLE OF OPERATION

SIGNAL FACE	PHASE 01+5	PHASE 01+6	PHASE 02+5	PHASE 02+6	PHASE 04+8	FLASH
11	~~←~~	~~←~~	~~F Y~~	~~F Y~~	~~R~~	~~Y~~
21,22	R	R	G	G	R	Y
41,42	R	R	R	R	G	R
51	~~←~~	~~F Y~~	~~←~~	~~F Y~~	~~R~~	~~Y~~
61,62	R	G	R	G	R	Y
81,82	R	R	R	R	G	R

ALTERNATE TABLE OF OPERATION

SIGNAL FACE	PHASE 01+5	PHASE 01+6	PHASE 02+5	PHASE 02+6	PHASE 04+8	FLASH
11	~~←~~	~~←~~	~~R~~	~~R~~	~~R~~	~~Y~~
21,22	R	R	G	G	R	Y
41,42	R	R	R	R	G	R
51	~~←~~	~~R~~	~~←~~	~~R~~	~~R~~	~~Y~~
61,62	R	G	R	G	R	Y
81,82	R	R	R	R	G	R

SIGNAL FACE I.D.

All Heads L.E.D.

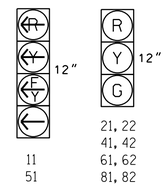

ASC/3 DETECTOR INSTALLATION CHART

DETECTOR LOOP	SIZE (FT)	DISTANCE FROM STOPBAR (FT)	TURNS	NEW LOOP	PROGRAMMING PHASE	CALLING	EXTEND TIME	DELAY TIME	TYPE	SYSTEM LOOP	NEW CARD
1A	6X40	0	2-4-2	-	1	Yes	-	✱15	S	-	X
					6✱✱	Yes	-	3	G	-	X
2A	6X6	300	5	-	2	Yes	-	-	N	-	X
2B	6X6	300	5	-	2	Yes	-	-	N	-	X
4A	6X60	+19	2-4-2	-	4	Yes	-	3	S	-	X
4B	6X60	+19	2-4-2	-	4	Yes	-	10	S	-	X
5A	6X40	0	2-4-2	-	5	Yes	-	✱15	S	-	X
					2✱✱	Yes	-	3	G	-	X
6A/S6A	6X6	300	5	-	6	Yes	-	-	N	X	X
6B/S6B	6X6	300	5	-	6	Yes	-	-	N	X	X
8A	6X60	+19	2-4-2	-	8	Yes	-	5	S	-	X
S2A	6X6	+200	5	-	-	No	-	-	N	X	X
S2B	6X6	+200	5	-	-	No	-	-	N	X	X

✱ Disable Delay During Alternate Phasing Operation.
✱✱ Disable Phase 2 and 6 Call For Loops 1A and 5A During Alternate Phasing Operation.

5 Phase
Fully Actuated
Fayetteville Signal System

NOTES

1. Refer to "Roadway Standard Drawings NCDOT" dated January 2012 and "Standard Specifications for Roads and Structures" dated January 2012.
2. Do not program signal for late night flashing operation unless otherwise directed by the Engineer.
3. Phase 1 and/or phase 5 may be lagged.
4. Set all detector units to presence mode.
5. In the event of loop replacement, refer to the current ITS and Signals Design Manual and submit a Plan of Record to the Signal Design Section.
6. Locate new cabinet so as not to obstruct sight distance of vehicles turning right on red.
7. Pavement markings are existing.
8. The Division Traffic Engineer will determine the hours of use for each phasing plan.
9. Maximum times shown in timing chart are for free-run operation only. Coordinated signal system timing values supersede these values.

PHASING DIAGRAM DETECTION LEGEND

- DETECTED MOVEMENT
- UNDETECTED MOVEMENT (OVERLAP)
- UNSIGNALIZED MOVEMENT
- PEDESTRIAN MOVEMENT

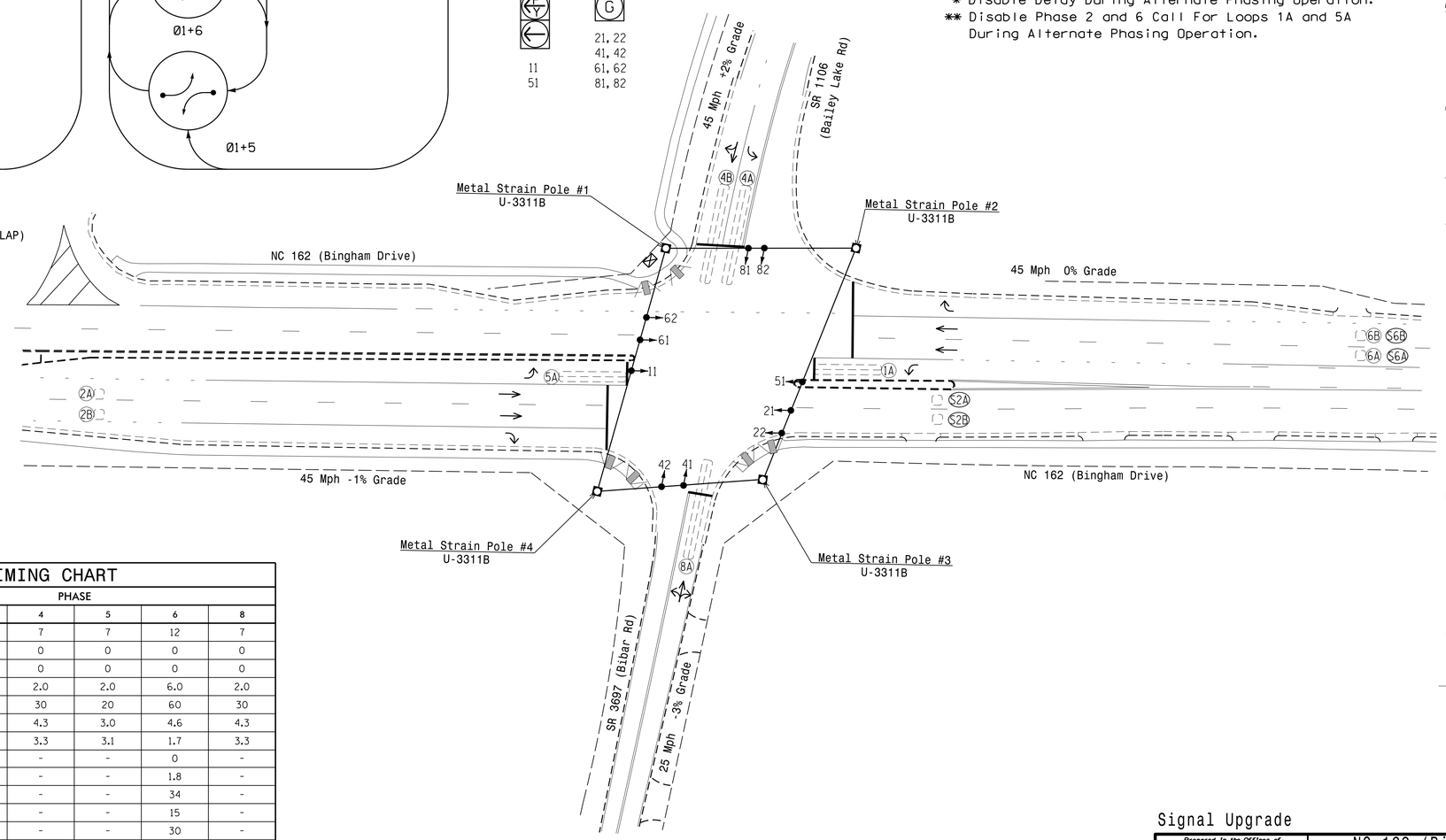

LEGEND

PROPOSED		EXISTING
	Traffic Signal Head	
	Modified Signal Head	N/A
	Sign	
	Pedestrian Signal Head With Push Button & Sign	
	Signal Pole with Guy	
	Signal Pole with Sidewalk Guy	
	Inductive Loop Detector	
	Controller & Cabinet	
	Junction Box	
	2-in Underground Conduit	
N/A	Right of Way	
	Directional Arrow	

ASC/3 TIMING CHART

FEATURE	PHASE 1	PHASE 2	PHASE 4	PHASE 5	PHASE 6	PHASE 8
Min Green *	7	12	7	7	12	7
Walk *	0	0	0	0	0	0
Ped Clear	0	0	0	0	0	0
Veh. Extension *	2.0	6.0	2.0	2.0	6.0	2.0
Max 1 *	20	60	30	20	60	30
Yellow	3.0	4.6	4.3	3.0	4.6	4.3
Red Clear	3.2	1.7	3.3	3.1	1.7	3.3
Actuations B4 Add *	-	0	-	-	0	-
Seconds /Actuation *	-	1.8	-	-	1.8	-
Max Initial *	-	34	-	-	34	-
Time Before Reduction *	-	15	-	-	15	-
Time To Reduce *	-	30	-	-	30	-
Minimum Gap	-	3.0	-	-	3.0	-
Locking Detector	-	X	-	-	X	-
Recall Position	-	VEH. RECALL	-	-	VEH. RECALL	-
Dual Entry	-	-	X	-	-	X
Simultaneous Gap	X	X	X	X	X	X

* These values may be field adjusted. Do not adjust Min Green and Extension times for phases 2 and 6 lower than what is shown. Min Green for all other phases should not be lower than 4 seconds.

Signal Upgrade

DOCUMENT NOT CONSIDERED FINAL UNLESS ALL SIGNATURES COMPLETED

Prepared In the Offices of:
Transportation Mobility and Safety Division
Signal Design Section
750 N.Greenfield Pkwy,Garner,NC 27529

NC 162 (Bingham Drive)
at
SR 1106 (Bailey Lake Road) /
SR 3697 (Bibar Road)

Division 6 Cumberland County Fayetteville

PLAN DATE:	June 2016	REVIEWED BY:	JPG
PREPARED BY:	Jeff Spence	REVIEWED BY:	

SCALE 0 40 1"=40'

REVISIONS	INIT.	DATE

SEAL
NORTH CAROLINA PROFESSIONAL SEAL 029904 ENGINEER JASON P. GALLOWAY

DocuSigned by: Jason P. Galloway 10/10/2016
F700EA704818410... DATE

SIG. INVENTORY NO. 06-0597

10-OCT-2016 12:04
S:\TISA\SHTS\Signals\Signal Design Section\Eastern Region\Div-06\U-5742 Fayetteville ASC3\06-0597_sig_dsn_2016mmdd.dgn
jrspence