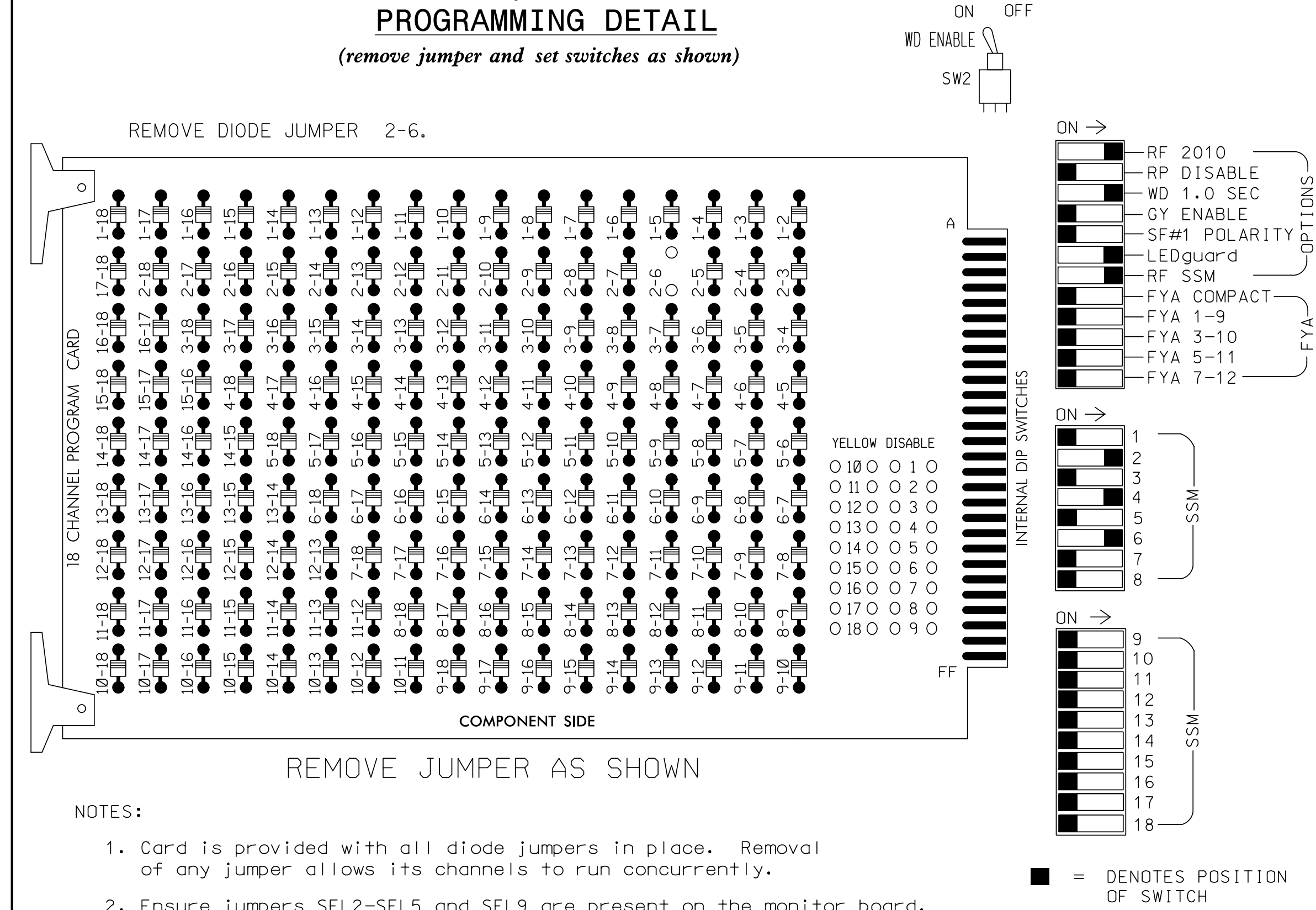


### EDI MODEL 2018ECLIP-NC CONFLICT MONITOR PROGRAMMING DETAIL

(remove jumper and set switches as shown)



### NOTES

- To prevent "flash-conflict" problems, insert red flash program blocks for all unused vehicle load switches in the output file. The installer shall verify that signal heads flash in accordance with the Signal Plans.
- Enable Simultaneous Gap-Out for all phases.
- Program controller to start up in phase 2 Green and 6 Green.
- Program phases 2 and 6 for volume density operation.
- The cabinet and controller are part of the Fayetteville Signal System.

### EQUIPMENT INFORMATION

CONTROLLER.....2070E  
 CABINET.....332 W/AUX  
 SOFTWARE.....ECONOLITE ASC/3-2070  
 CABINET MOUNT.....BASE  
 OUTPUT FILE POSITIONS...18 WITH AUX. OUTPUT FILE  
 LOAD SWITCHES USED.....S2,S5,S8  
 PHASES USED.....2,4,6  
 OVERLAP "A".....NOT USED  
 OVERLAP "B".....NOT USED  
 OVERLAP "C".....NOT USED  
 OVERLAP "D".....NOT USED

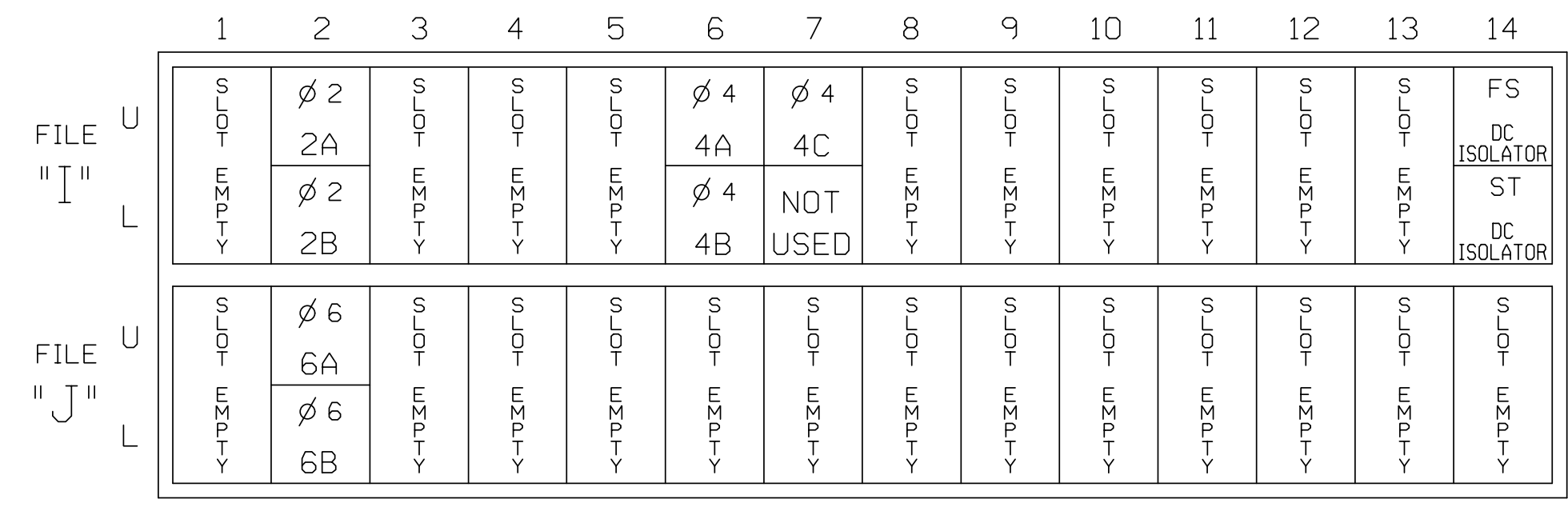
### SIGNAL HEAD HOOK-UP CHART

LOAD SWITCH NO.	S1	S2	S3	S4	S5	S6	S7	S8	S9	S10	S11	S12	AUX S1	AUX S2	AUX S3	AUX S4	AUX S5	AUX S6
DMU CHANNEL NO.	1	2	13	3	4	14	5	6	15	7	8	16	9	10	17	11	12	18
PHASE	1	2	PED	3	4	PED	5	6	PED	7	8	PED	OLA	OLB	SPARE	OLC	OLD	SPARE
SIGNAL HEAD NO.	NU	21,22	NU	NU	41,42	NU	NU	61,62	NU	NU	NU	NU	NU	NU	NU	NU	NU	NU
RED		128			101			134										
YELLOW		129			102			135										
GREEN		130			103			136										
RED ARROW																		
YELLOW ARROW																		
GREEN ARROW																		

NU = Not Used

### INPUT FILE POSITION LAYOUT


(front view)



### INPUT FILE CONNECTION & PROGRAMMING CHART

LOOP NO.	LOOP TERMINAL	INPUT FILE POS.	PIN NO.	DETECTOR NO.	NEMA PHASE	CALL	EXTEND TIME	DELAY TIME	DETECTOR TYPE
2A	TB2-5,6	J2U	39	2	2	YES			N
2B	TB2-7,8	J2L	43	12	2	YES			N
4A	TB4-9,10	J6U	41	4	4	YES		3	S
4B	TB4-11,12	J6L	45	14	4	YES		15	S
4C	TB6-1,2	J7U	65	34	4	YES		15	S
6A	TB3-5,6	J2U	40	6	6	YES			N
6B	TB3-7,8	J2L	44	16	6	YES			N

### INPUT FILE POSITION LEGEND: J2L



THIS ELECTRICAL DETAIL IS FOR THE SIGNAL DESIGN: 06-0370  
 DESIGNED: April 2016  
 SEALED: 8/2/2016  
 REVISED:

10/5/2016 K:\REAL\_TIME\SI\DNALS\4011036345 Fayetteville Electrical\Coals654 - Signal Design\Edith\_Submit\Final\060370-2016e.dgn Susan Pennington

Electrical Detail

DOCUMENT NOT CONSIDERED FINAL UNLESS ALL SIGNATURES COMPLETED

Prepared For:

PLANS PREPARED IN THE OFFICE OF:  
**Kimley»Horn**  
 NC License #F-0102  
 421 Fayetteville Street, Suite 600  
 Raleigh, NC 27601  
 (919) 677-2000

SR 1415 (Yadkin Road) at SR 1408 (Bonanza Drive)

Division 6 Cumberland County Hope Mills

PLAN DATE: August 2016 REVIEWED BY: SL Phillips  
 PREPARED BY: SP Pennington REVIEWED BY: KP Baumann

REVISIONS	INIT.	DATE

DocuSign  
 SEAL  
 NORTH CAROLINA PROFESSIONAL SEAL 032607  
 ENGINEER STACIE L. PHILLIPS  
 10/5/2016  
 DATE  
 SIG. INVENTORY NO. 06-0370