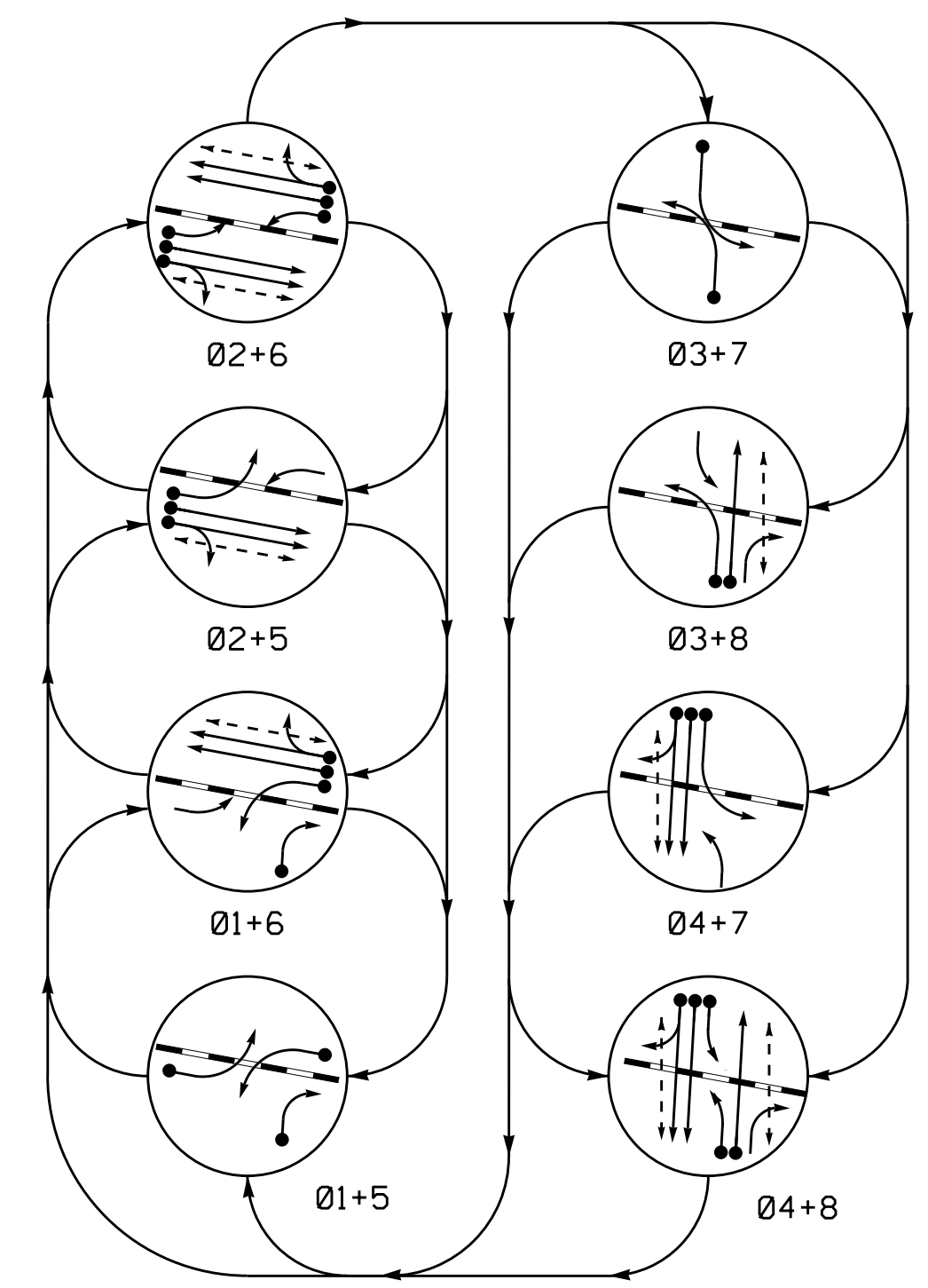


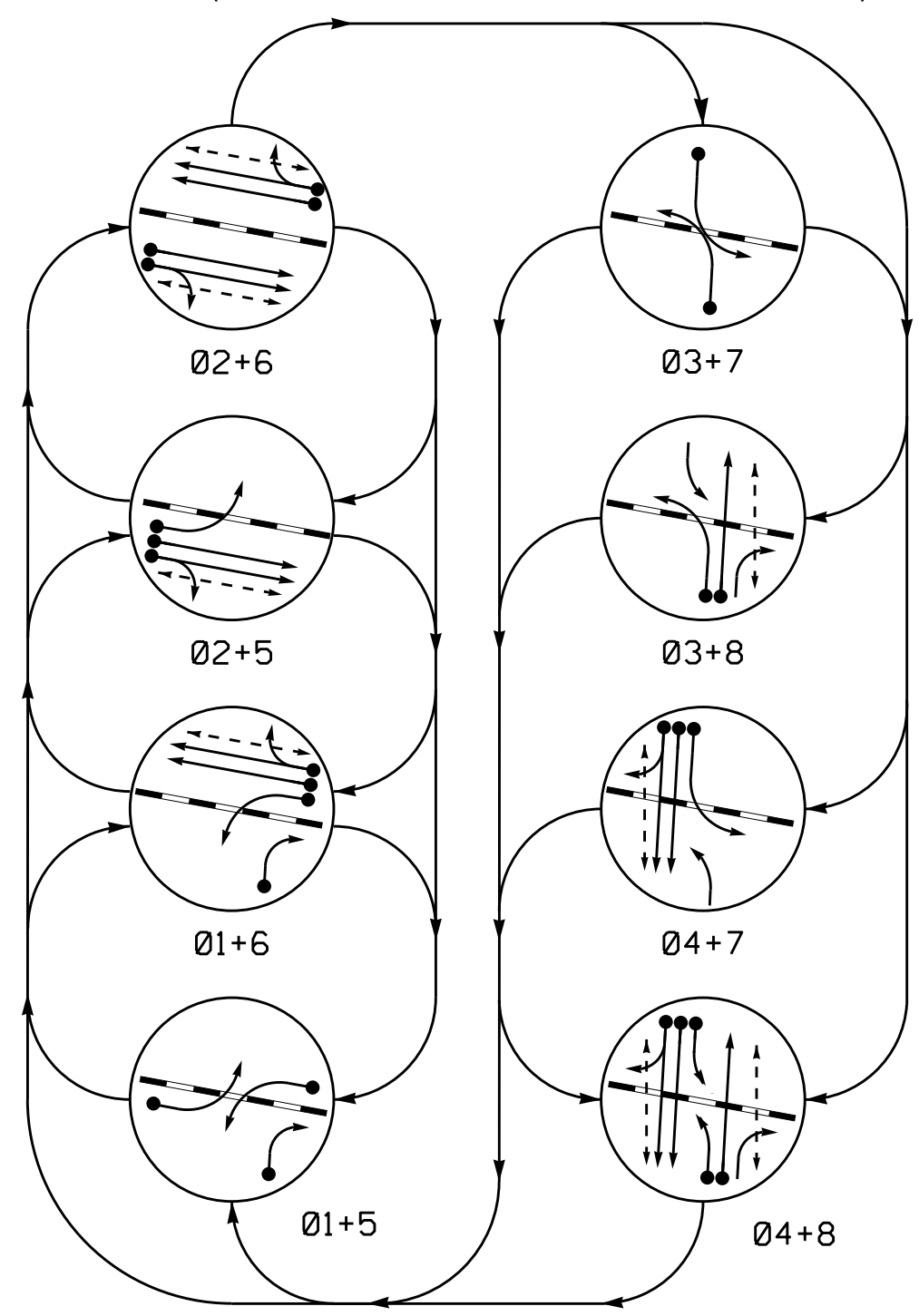
DEFAULT PHASING DIAGRAM
(PROTECTED/PERMISSIVE MAIN)
(PROTECTED/PERMISSIVE SIDE)



PHASING DIAGRAM DETECTION LEGEND

- ←●→ DETECTED MOVEMENT
- ←○→ UNDETECTED MOVEMENT (OVERLAP)
- UNSIGNALIZED MOVEMENT
- PEDESTRIAN MOVEMENT

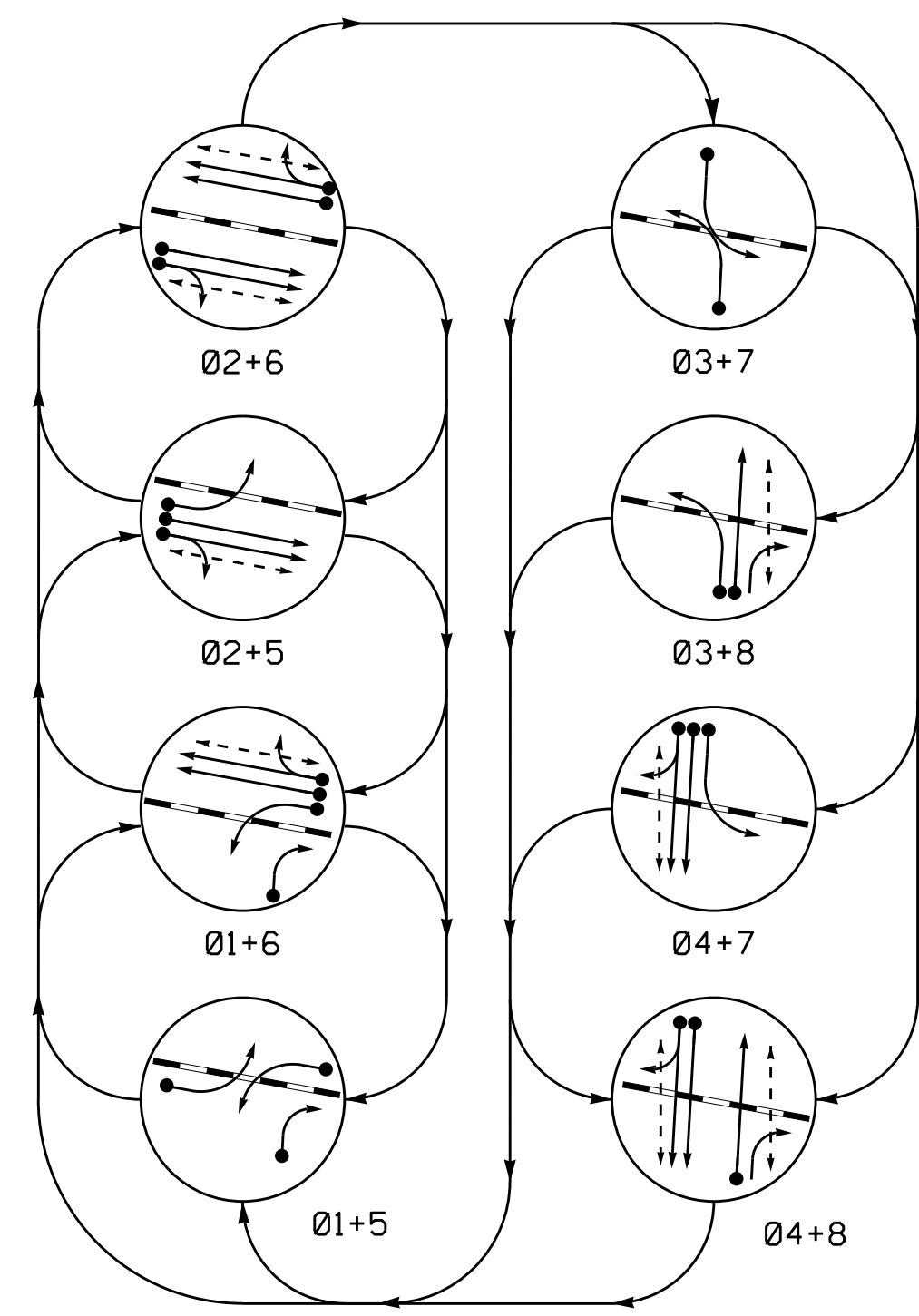
ALTERNATE 1 PHASING DIAGRAM
(PROTECTED MAIN)
(PROTECTED/PERMISSIVE SIDE)



PHASING DIAGRAM DETECTION LEGEND

- ←●→ DETECTED MOVEMENT
- ←○→ UNDETECTED MOVEMENT (OVERLAP)
- UNSIGNALIZED MOVEMENT
- PEDESTRIAN MOVEMENT

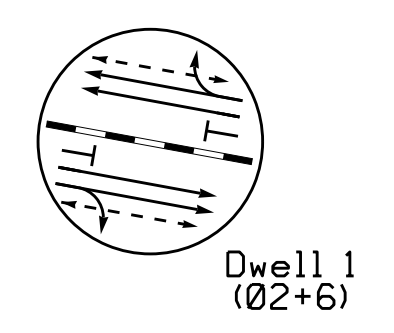
ALTERNATE 2 PHASING DIAGRAM
(PROTECTED MAIN)
(PROTECTED SIDE)



PHASING DIAGRAM DETECTION LEGEND

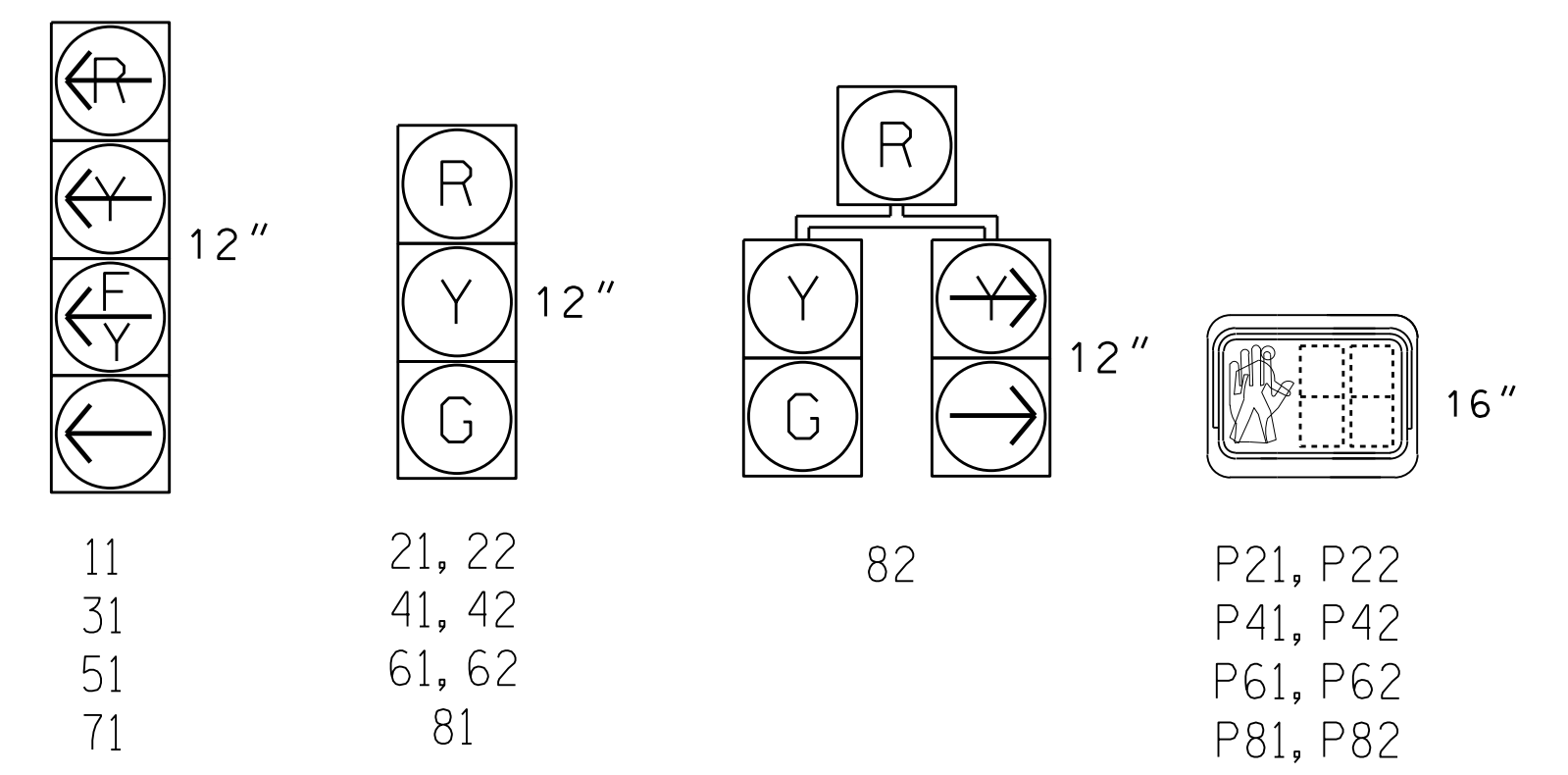
- ←●→ DETECTED MOVEMENT
- ←○→ UNDETECTED MOVEMENT (OVERLAP)
- UNSIGNALIZED MOVEMENT
- PEDESTRIAN MOVEMENT

RAIL PREEMPT PHASE
(High Priority)



SIGNAL FACE I.D.

All Heads L.E.D.



DEFAULT PHASING TABLE OF OPERATION

SIGNAL FACE	PHASE										FLASH	
	01+5	01+6	02+5	02+6	03+7	03+8	04+7	04+8	02+5	02+6		
11	---	---	---	---	---	---	---	---	---	---	---	---
21, 22	R	R	G	G	R	R	R	R	G	Y		
31	R	R	R	R	---	---	---	---	---	---	---	---
41, 42	R	R	R	R	R	R	G	G	R	R		
51	---	---	---	---	---	---	---	---	---	---	---	---
61, 62	R	G	R	G	R	R	R	R	G	Y		
71	R	R	R	R	---	---	---	---	---	---	---	---
81	R	R	R	R	R	G	R	G	R	R		
82	R	R	R	R	R	G	R	G	R	R		
P21, P22	DW	DW	W	W	DW	DW	DW	W	DRK			
P41, P42	DW	DW	DW	DW	DW	W	W	W	DW	DRK		
P61, P62	DW	W	DW	W	DW	DW	DW	W	DRK			
P81, P82	DW	DW	DW	DW	DW	W	W	W	DW	DRK		

ALTERNATE 1 PHASING TABLE OF OPERATION

SIGNAL FACE	PHASE										FLASH	
	01+5	01+6	02+5	02+6	03+7	03+8	04+7	04+8	02+5	02+6		
11	---	---	---	---	---	---	---	---	---	---	---	---
21, 22	R	R	G	G	R	R	R	R	G	Y		
31	R	R	R	R	---	---	---	---	---	---	---	---
41, 42	R	R	R	R	R	R	G	G	R	R		
51	---	---	---	---	---	---	---	---	---	---	---	---
61, 62	R	G	R	G	R	R	R	R	G	Y		
71	R	R	R	R	---	---	---	---	---	---	---	---
81	R	R	R	R	R	G	R	G	R	R		
82	R	R	R	R	R	G	R	G	R	R		
P21, P22	DW	DW	W	W	DW	DW	DW	W	DRK			
P41, P42	DW	DW	DW	DW	DW	W	W	W	DW	DRK		
P61, P62	DW	W	DW	W	DW	DW	DW	W	DRK			
P81, P82	DW	DW	DW	DW	DW	W	W	W	DW	DRK		

ALTERNATE 2 PHASING TABLE OF OPERATION

SIGNAL FACE	PHASE										FLASH	
	01+5	01+6	02+5	02+6	03+7	03+8	04+7	04+8	02+5	02+6		
11	---	---	---	---	---	---	---	---	---	---	---	---
21, 22	R	R	G	G	R	R	R	R	G	Y		
31	R	R	R	R	---	---	---	---	---	---	---	---
41, 42	R	R	R	R	R	R	G	G	R	R		
51	---	---	---	---	---	---	---	---	---	---	---	---
61, 62	R	G	R	G	R	R	R	R	G	Y		
71	R	R	R	R	---	---	---	---	---	---	---	---
81	R	R	R	R	R	G	R	G	R	R		
82	R	R	R	R	R	G	R	G	R	R		
P21, P22	DW	DW	W	W	DW	DW	DW	W	DRK			
P41, P42	DW	DW	DW	DW	DW	W	W	W	DW	DRK		
P61, P62	DW	W	DW	W	DW	DW	DW	W	DRK			
P81, P82	DW	DW	DW	DW	DW	W	W	W	DW	DRK		

27-650-2016 08/12
 S:\IT\5011\15\SIGNAL\Signal Design\Section\Eastern Region\01\U-5742_Fayetteville\AS03\06-0014\06-0014.dgn...2016mdd.dgn
 emminshew

Signal Upgrade Sheet 2 of 2 DOCUMENT NOT CONSIDERED FINAL UNLESS ALL SIGNATURES COMPLETED

750 N. Greenfield Pkwy, Garner, NC 27529

SR 2299 (Russell Street)
at
SR 2311 (Gillespie Street)

Division 6 Cumberland County Fayetteville

PLAN DATE: April 2016 REVIEWED BY: JPG, PE

PREPARED BY: EM Minshew REVIEWED BY:

SEAL

STATE OF NORTH CAROLINA

PROFESSIONAL ENGINEER

SEAL 029904

JASON P. GALLOWAY

9/27/2016

SIG. INVENTORY NO. 06-0014

SCALE 0 30 1"=30'