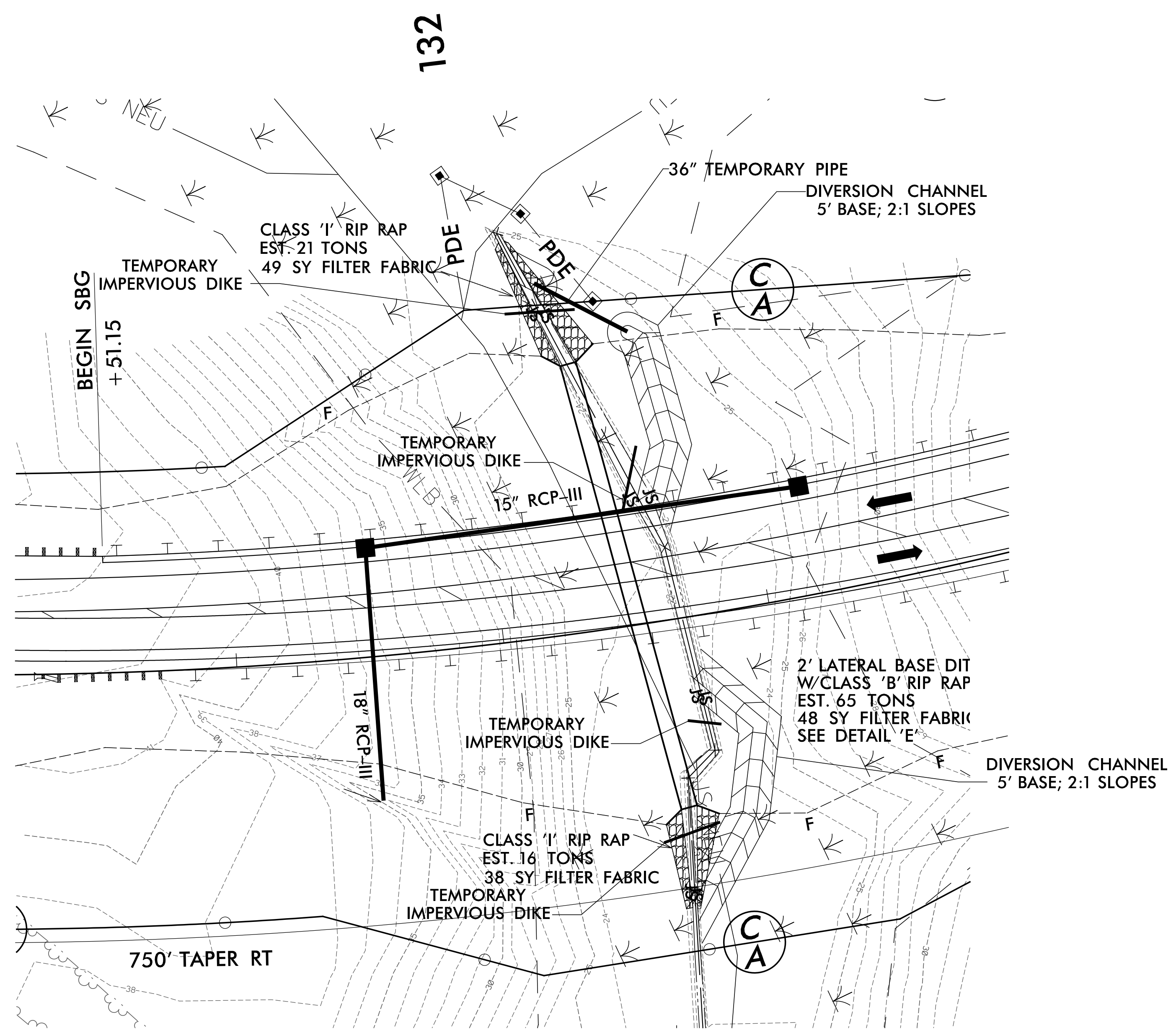
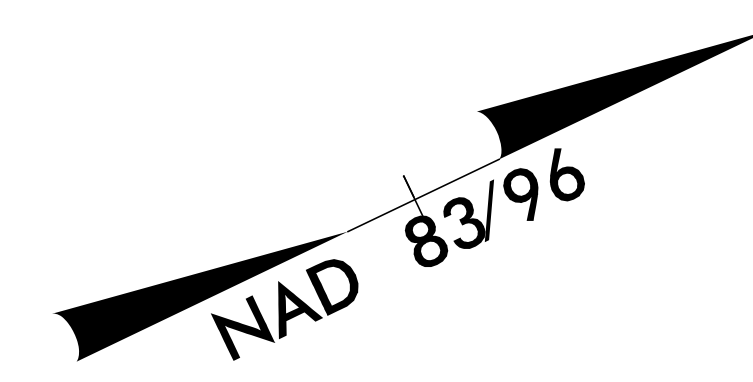


5/14/99

6' (W) X 6' (H) RCBC STA. 132 + 50 -L-

PROJECT REFERENCE NO.	SHEET NO.
R-3826	EC-12A
RW SHEET NO.	
ROADSIDE ENVIRONMENTAL PROJECT ENGINEER	
LEVEL III CERTIFIED BY: STACEY H. BAILEY, PE CERTIFICATION NUMBER: 3074 ISSUED: SEPTEMBER 27, 2016	

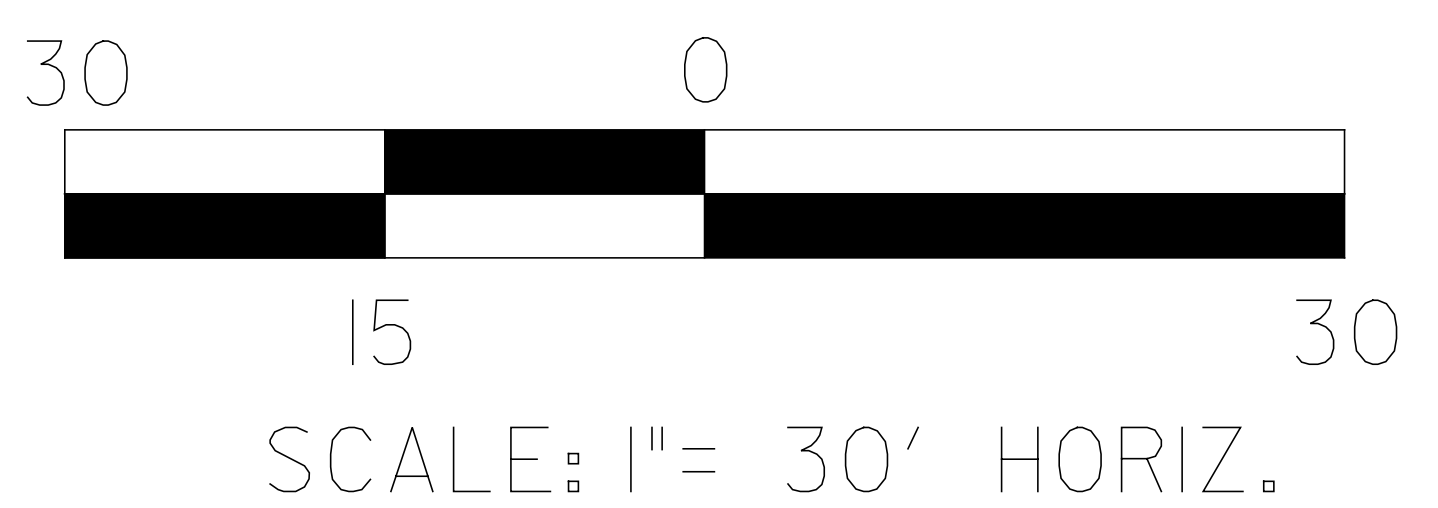
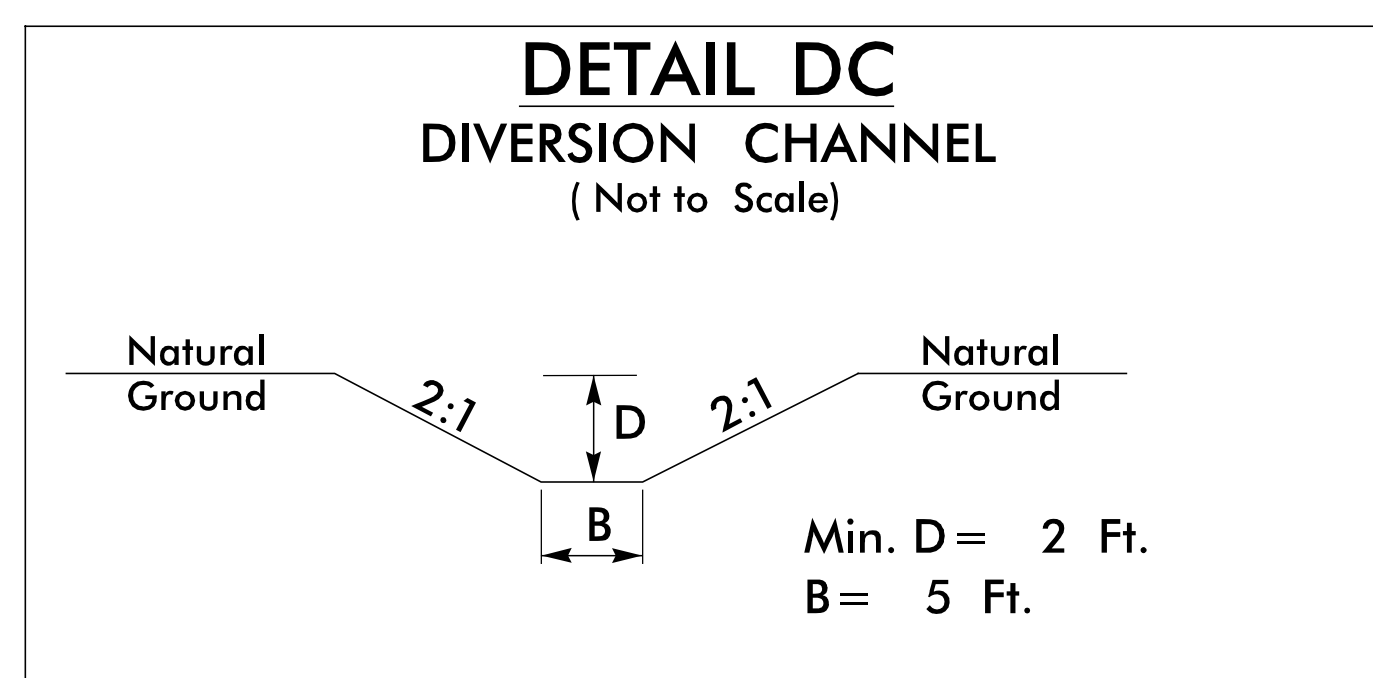


NOTES

1. CULVERT CONSTRUCTION SHALL BE PERFORMED IN ONLY DRY OR ISOLATED SECTIONS OF CHANNEL.
2. IMPERVIOUS DIKES ARE TO BE USED TO ISOLATE WORK FROM STREAM FLOW AS NECESSARY.
3. ALL GRADED AREAS SHALL BE STABILIZED WITHIN 24 HOURS.
4. MAINTENANCE OF STREAM FLOW OPERATIONS SHALL BE INCIDENTAL TO THE WORK. THIS INCLUDES POLYETHYLENE SHEETING, DIVERSION PIPES, PUMPS AND HOSES.
5. PUMPS AND HOSES SHALL BE SUFFICIENT SIZE TO DEWATER THE WORK AREA.
6. THE CONTRACTOR SHALL NOT PUMP SEDIMENT-LADEN WATER DIRECTLY INTO STREAM. FOR DEWATERING OF CULVERT SITES, THE CONTRACTOR SHALL FILTER SEDIMENT-LADEN WATER THROUGH SPECIAL STILLING BASIN.

CONSTRUCTION SEQUENCE

1. CONSTRUCT DIVERSION CHANNELS (177 LF) WITH 5' BASE AND 2:1 SIDE SLOPES AND PLACE 36" TEMPORARY PIPE (40 LF).
2. PLACE IMPERVIOUS DIKES (83 LF) UPSTREAM AND DOWNSTREAM OF THE PROPOSED CULVERT AND DIVERT CHANNEL FLOW INTO DIVERSION CHANNEL.
3. PROVIDE PUMPS AND SPECIAL STILLING BASINS FOR DEWATERING OF THE WORK ZONE.
4. EXCAVATE WORK ZONE.
5. CONSTRUCT CULVERT AND WINGWALLS.
6. COMPLETE UPSTREAM AND DOWNSTREAM IMPROVEMENTS.
7. REMOVE IMPERVIOUS DIKES, TEMPORARY PIPE, DIVERSION CHANNEL, AND SPECIAL STILLING BASIN. DIVERT CHANNEL FLOW INTO CULVERTS.
8. ALLOW TIME FOR CONCRETE TO CURE AND PLACE ROADWAY FILL.



9/26/2016 Construction_Sea.dgn
ICA ENGINEERING, INC.