

**NOTES:**

REPAIR LOCATIONS AND ESTIMATE OF QUANTITIES ARE GIVEN WITH THE BEST INFORMATION AVAILABLE. IF ADDITIONAL REPAIRS NOT SHOWN ON THE DRAWINGS ARE DEEMED NECESSARY BY THE INSPECTOR OR ENGINEER THE CONTRACTOR SHALL NOTE ON THE DRAWINGS THE APPROXIMATE LOCATION AND DESCRIPTION OF THE REPAIRS AND ADJUST THE ACTUAL QUANTITIES ENTERED INTO THE REPAIR QUANTITY TABLE.

FOR CAP REPAIR DETAILS, SEE "TYPICAL CAP REPAIR DETAILS" SHEET.

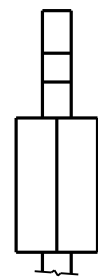
FOR "SHOTCRETE REPAIRS", SEE SPECIAL PROVISIONS.

FOR "EPOXY RESIN INJECTION", SEE SPECIAL PROVISIONS.

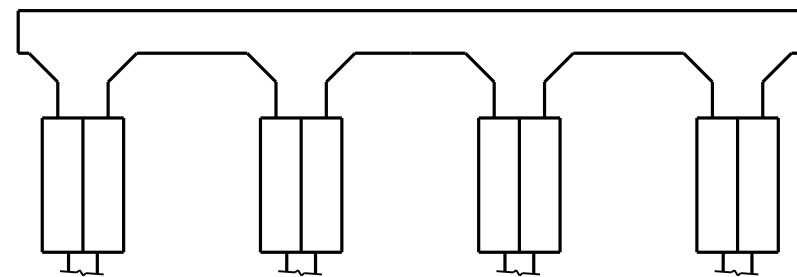
**REPAIR QUANTITY TABLE**

REPAIRS BENT 35-S	QUANTITIES			
	ESTIMATE		ACTUAL	
SHOTCRETE REPAIRS	AREA SF	VOLUME CF	AREA SF	VOLUME CF
CAP (VERTICAL FACE)	0.0	0.0		
CAP (HORIZONTAL, CORNER)	0.0	0.0		
PILE COLLAR (VERT FACE)	0.0	0.0		
PILE COLLAR (HORIZ FACE)	0.0	0.0		
EPOXY RESIN INJECTION		LN. FT.		LN. FT.
CAP		0.0		

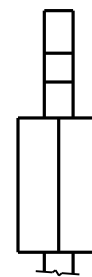
VALUES IN CHART REPRESENT ESTIMATED REPAIR TOTALS AFTER REMOVAL OF UNSOUND CONCRETE, MIN. OF 1" BEHIND REBAR AND MIN. 2" CL TO SAWCUT. SEE REPAIR DETAILS.



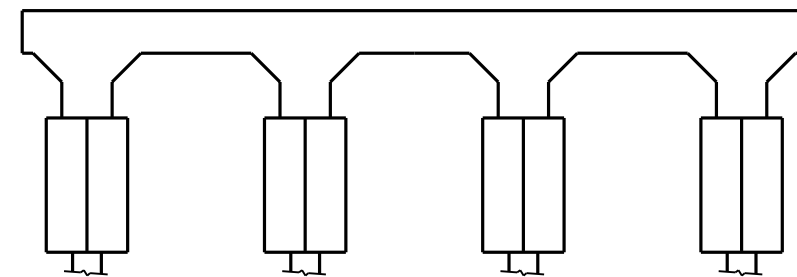
NORTH FACE




WEST FACE



SOUTH FACE



EAST FACE



PLAN  
BOTTOM OF CAP

NO REPAIRS NOTED DURING INSPECTION BY STRUCTURES MANAGEMENT UNIT. THE CONTRACTOR AND ENGINEER SHALL INSPECT THE BENT PRIOR TO BEGINNING WORK.

DocuSigned by:  
*Paul Bryant*  
3653D2AF1B77448...

8/11/2016



PROJECT NO. B-5936  
TYRRELL COUNTY  
BRIDGE NO. 7

STATE OF NORTH CAROLINA DEPARTMENT OF TRANSPORTATION RALEIGH						BENT 35-S		SHEET NO.	
REVISIONS									
NO.	BY:	DATE:	NO.	BY:	DATE:	TOTAL SHEETS			
1			3			S-350			
2			4			394			

DRAWN BY : P. D. BRYANT DATE : 4-2016  
CHECKED BY : W. M. CLARKE DATE : 4-2016