

REPAIR QUANTITY TABLE

REPAIRS BENT 236	QUANTITIES			
	ESTIMATE		ACTUAL	
SHOTCRETE REPAIRS	AREA SF	VOLUME CF	AREA SF	VOLUME CF
CAP (VERTICAL FACE)	0.0	0.0		
CAP (HORIZONTAL, CORNER)	0.0	0.0		
EPOXY RESIN INJECTION		LN. FT.		LN. FT.
CAP		0.0		

VALUES IN CHART REPRESENT ESTIMATED REPAIR TOTALS AFTER REMOVAL OF UNSOUND CONCRETE, MIN. OF 1" BEHIND REBAR AND MIN. 2" CL TO SAWCUT. SEE REPAIR DETAILS.

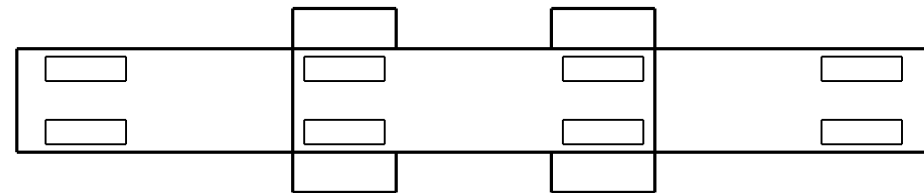
NOTES:

REPAIR LOCATIONS AND ESTIMATE OF QUANTITIES ARE GIVEN WITH THE BEST INFORMATION AVAILABLE. IF ADDITIONAL REPAIRS NOT SHOWN ON THE DRAWINGS ARE DEEMED NECESSARY BY THE INSPECTOR OR ENGINEER THE CONTRACTOR SHALL NOTE ON THE DRAWINGS THE APPROXIMATE LOCATION AND DESCRIPTION OF THE REPAIRS AND ADJUST THE ACTUAL QUANTITIES ENTERED INTO THE REPAIR QUANTITY TABLE.

FOR CAP REPAIR DETAILS, SEE "TYPICAL CAP REPAIR DETAILS" SHEET.

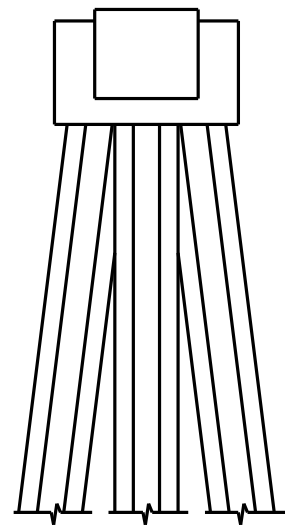
FOR "SHOTCRETE REPAIRS", SEE SPECIAL PROVISIONS.

FOR "EPOXY RESIN INJECTION", SEE SPECIAL PROVISIONS.

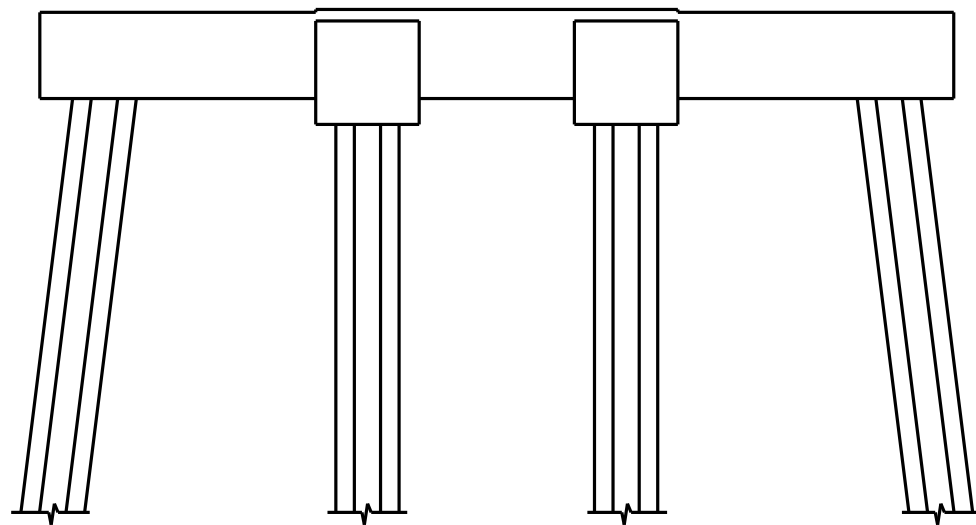


SPAN 237  
SPAN 236

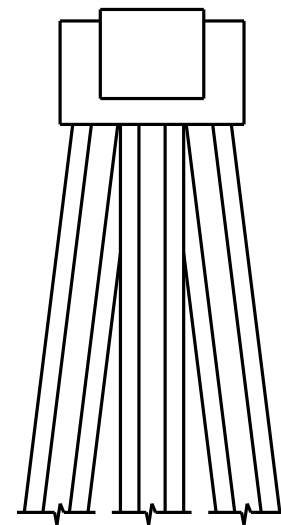
PLAN  
TOP OF CAP



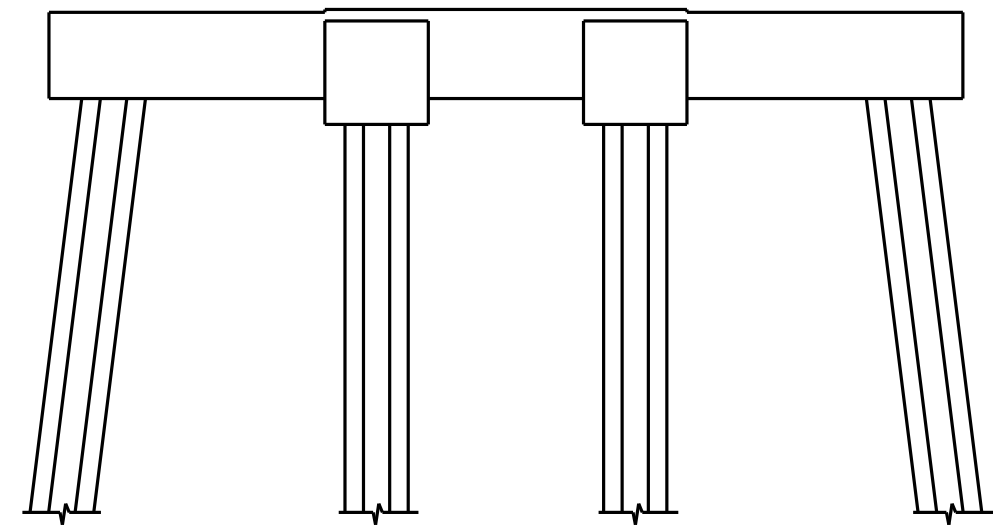
END VIEW  
NORTH SIDE



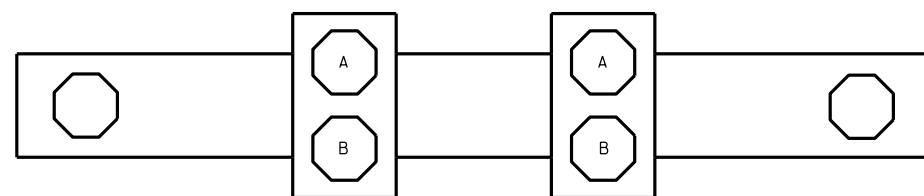
ELEVATION  
WEST SIDE



END VIEW  
SOUTH SIDE



ELEVATION  
EAST SIDE



SPAN 236  
SPAN 237

PLAN  
BOTTOM OF CAP

- SHOTCRETE REPAIR  
 - EPOXY RESIN INJECTION

PROJECT NO. B-5936  
TYRRELL COUNTY  
BRIDGE NO. 7



STATE OF NORTH CAROLINA  
DEPARTMENT OF TRANSPORTATION  
RALEIGH

BENT 236

NO REPAIRS NOTED DURING INSPECTION BY STRUCTURES MANAGEMENT UNIT, THE CONTRACTOR AND ENGINEER SHALL INSPECT THE BENT PRIOR TO BEGINNING WORK.

DocuSigned by:  
*Paul Bryant*  
3653D2AF1B77448...  
8/10/2016

REVISIONS						SHEET NO.
NO.	BY:	DATE:	NO.	BY:	DATE:	TOTAL SHEETS
1			3			S-277
2			4			394

DRAWN BY : P. D. BRYANT DATE : 4-2016  
CHECKED BY : W. M. CLARKE DATE : 4-2016