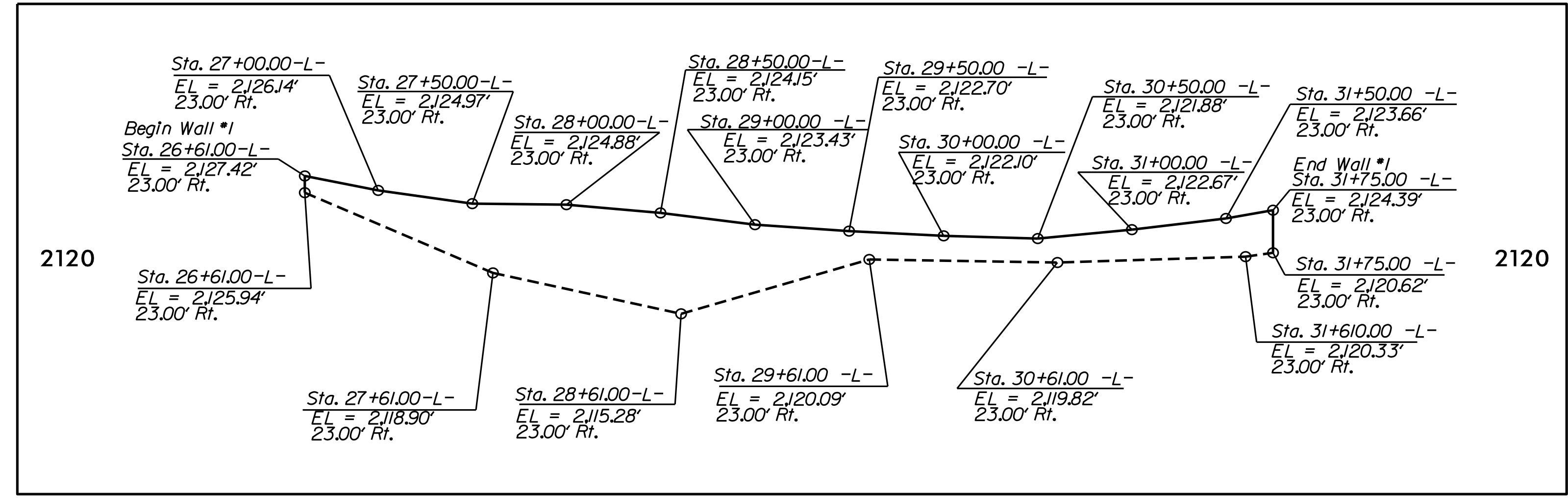
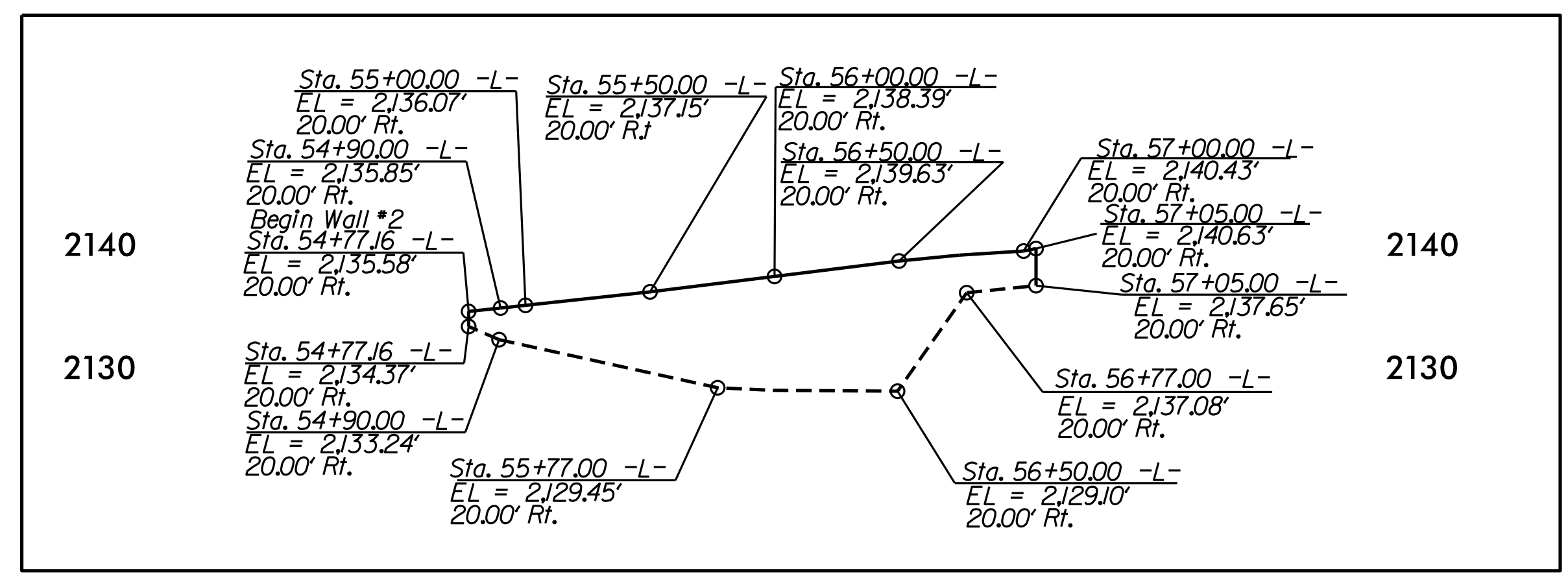


RETAINING WALL 1A ENVELOPE
Sta. 18+00.00 -L- to Sta. 23+00.00 -L-




RETAINING WALL 1 ENVELOPE
Sta. 26+61.00 -L- to Sta. 31+75.00 -L-



RETAINING WALL 2 ENVELOPE
Sta. 54+77.16 -L- to Sta. 57+05.00 -L-

LEGEND

- DESIGN ELEVATION AT TOP OF WALL
- EXISTING GROUND FROM NCDOT SURVEY MARCH 2016
- FILL SLOPE



NORTH CAROLINA
DEPARTMENT OF TRANSPORTATION
DIVISION OF HIGHWAYS

**GEOTECHNICAL
ENGINEERING UNIT**

REVISIONS					
NO.	BY	DATE	NO.	BY	DATE
1			3		
2			4		

**RETAINING WALL
ELEVATION VIEWS**