

**This electronic collection of documents is provided  
for the convenience of the user  
and is Not a Certified Document –**

**The documents contained herein were originally issued  
and sealed by the individuals whose names and license  
numbers appear on each page, on the dates appearing  
with their signature on that page.**

**This file or an individual page  
shall not be considered a certified document.**

**STATE OF NORTH CAROLINA  
DEPARTMENT OF TRANSPORTATION**

**SIGNING & PAVEMENT MARKING PLAN  
ROCKINGHAM COUNTY**

**LOCATION: BRIDGE 169 ON US 311/NC 770 OVER CASCADE CREEK**

PROJECT REFERENCE NO. <b>B-5343</b>	SHEET NO. <b>SIGN-1</b>
<small>DocuSigned by:</small>  <small>B3C8C8F7CF4840D...</small>	
APPROVED: _____	
DATE: 7/28/2016   7:41 AM EDT	
SEAL	
DOCUMENT NOT CONSIDERED FINAL UNLESS ALL SIGNATURES COMPLETED	

**T.I.P.: B-5343**

**CONTRACT: C203802**

**SUMMARY OF QUANTITIES**

ITEM NO.		ITEM DESCRIPTION	QUANTITY	UNIT
DESC. NO.	SECT. NO.			
4072000000	903	SUPPORTS, 3 LB STEEL U-CHANNEL	15	L.F.
4116100000	904	SIGN ERECTION, RELOCATE SIGN TYPE E	2	EA.
4155000000	907	DISPOSAL OF SIGN SYSTEM, U-CHANNEL	6	EA.
4192000000	907	DISPOSAL OF SUPPORT, U-CHANNEL	2	EA.

**ROADWAY STANDARD DRAWING**

THE FOLLOWING ROADWAY STANDARDS AS APPEAR IN "ROADWAY STANDARD DRAWINGS" - PROJECT SERVICES UNIT - N.C. DEPARTMENT OF TRANSPORTATION - RALEIGH, N.C., DATED JANUARY 2012 ARE APPLICABLE TO THIS PROJECT AND BY REFERENCE HEREBY ARE CONSIDERED A PART OF THESE PLANS:

STD. NO.	TITLE
904.10	ORIENTATION OF GROUND MOUNTED SIGNS
904.50	MOUNTING OF TYPE 'D', 'E' AND 'F' SIGNS ON 'U' CHANNEL POSTS
1205.01	PAVEMENT MARKINGS - LINE TYPES AND OFFSETS
1205.02	PAVEMENT MARKINGS - TWO-LANE AND MULTILANE ROADWAYS
1250.12	PAVEMENT MARKINGS - BRIDGES
1250.01	RAISED PAVEMENT MARKERS - INSTALLATION SPACING
1253.01	RAISED PAVEMENT MARKERS - SNOWPLOWABLE
1261.01	GUARDRAIL AND BARRIER DELINEATORS - INSTALLATION SPACING
1261.02	GUARDRAIL AND BARRIER DELINEATORS - TYPES AND MOUNTING
1262.01	GUARDRAIL END DELINEATION

**GENERAL NOTES**

**SIGNING NOTES**

- . SIGNS FURNISHED BY CONTRACTOR
- . WHEN NOT STATIONED OR DIMENSIONED ON PLANS, ALL 'E' AND 'F' SIGNS SHALL BE FIELD LOCATED BY THE ENGINEER
- . THE BACKGROUND FOR TYPE E & F SIGNS SHALL BE TYPE C REFLECTIVE SHEETING.
- . WHEN EXISTING SIGNS ARE REMOVED AND INSTALLED ON NEW SUPPORTS, THE RE-ERECTION SHALL IMMEDIATELY FOLLOW THE REMOVAL
- . ALL EXISTING SIGNS ON "U" CHANNEL POST WITHIN THE PROJECT LIMITS SHALL BE REMOVED AND DISPOSED OF UNLESS OTHERWISE NOTED ON PLANS
- . SEE ROADWAY PLANS FOR GUARD/GUIDE RAIL DETAILS.


**PAVEMENT MARKING NOTES**

THE FOLLOWING GENERAL NOTES APPLY AT ALL TIMES FOR THE DURATION OF THE CONSTRUCTION PROJECT, EXCEPT WHEN OTHERWISE NOTED IN THE PLAN, OR DIRECTED BY THE ENGINEER.

- A) INSTALL PAVEMENT MARKINGS AND PAVEMENT MARKERS ON THE FINAL SURFACE AS FOLLOWS:
- |                         |                      |              |
|-------------------------|----------------------|--------------|
| NC 770 (BERRY HILL RD.) | THERMOPLASTIC        | SNOWPLOWABLE |
| CONCRETE BRIDGE DECK    | COLD APPLIED PLASTIC | NONE         |
- B) TIE PROPOSED PAVEMENT MARKING LINES TO EXISTING PAVEMENT MARKING LINES.
- C) REMOVE/REPLACE ANY CONFLICTING/DAMAGED PAVEMENT MARKINGS AND MARKERS.
- D) PASSING ZONES WILL BE DETERMINED IN THE FIELD AND MUST BE APPROVED BY THE ENGINEER.
- E) REMOVE ALL RESIDUE AND SURFACE LAITANCE BY ACCEPTABLE METHODS ON CONCRETE BRIDGE DECKS PRIOR TO PLACING COLD APPLIED PLASTIC (TYPE II or III) PAVEMENT MARKING MATERIAL.
- F) TYPE III COLD APPLIED PLASTIC MAY BE USED IN LIEU OF TYPE II COLD APPLIED PLASTIC. IF TYPE III COLD APPLIED PLASTIC IS USED, IT SHALL BE PAID FOR USING THE TYPE II COLD APPLIED PLASTIC PAY ITEM.

PLAN PREPARED BY: N.C.D.O.T. SIGNING AND DELINEATION UNIT


Renee Roach, PE SIGNING & DELINEATION REGIONAL ENGINEER  
Ashley Kidd SIGNING & DELINEATION PROJECT DESIGN ENGINEER



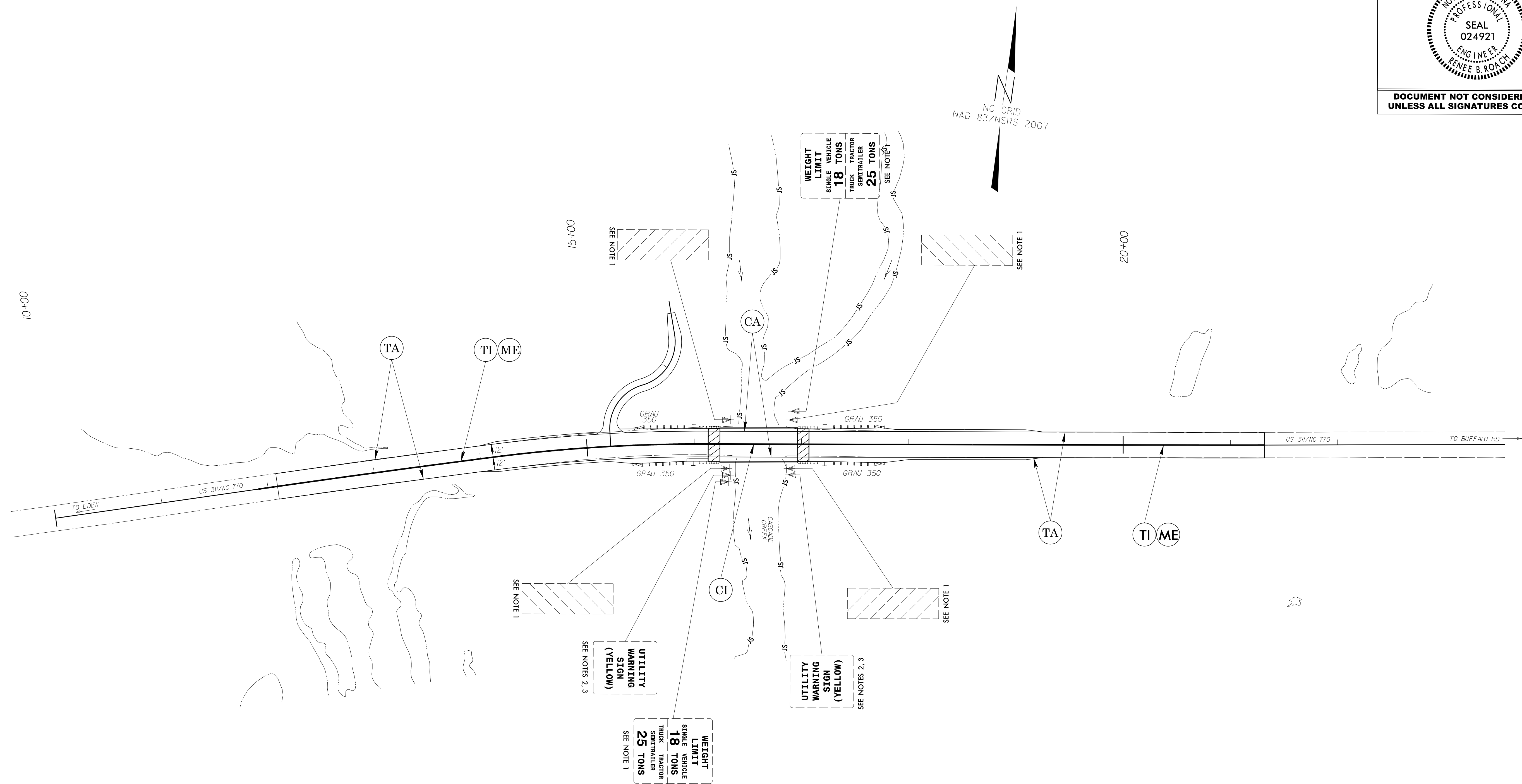
**INDEX**

SHEET NO.	DESCRIPTION
SIGN-1	TITLE SHEET
SIGN-2	SIGN/PM DETAIL SHEET

SEAL



**DOCUMENT NOT CONSIDERED FINAL  
 UNLESS ALL SIGNATURES COMPLETED**



- SIGNING  
PROJECT NOTES**
1. DISPOSAL OF SIGN SYSTEM, U-CHANNEL
  2. DISPOSAL OF SUPPORT, U-CHANNEL
  3. RELOCATE SIGN, TYPE E

**PAVEMENT MARKING  
SCHEDULE**

CA	WHITE EDGELINE (4" COLD APPLIED PLASTIC)
CI	YELLOW DOUBLE CENTER (4" COLD APPLIED PLASTIC)
TA	WHITE EDGELINE (4", 90 MIL THERMOPLASTIC)
TI	YELLOW DOUBLE CENTER (4", 120 MIL THERMOPLASTIC)
ME	SNOWPLOWABLE MARKER (YELLOW & YELLOW)

**SIGN & PAVEMENT MARKING  
DETAIL SHEET**

7/27/2016  
 P:\TIP\Projects\B\B5343\Traffic\Signing\CADD\Signing Layout\Plans\B-5343\_Sgn\_SGN.dgn  
 User: rskidd