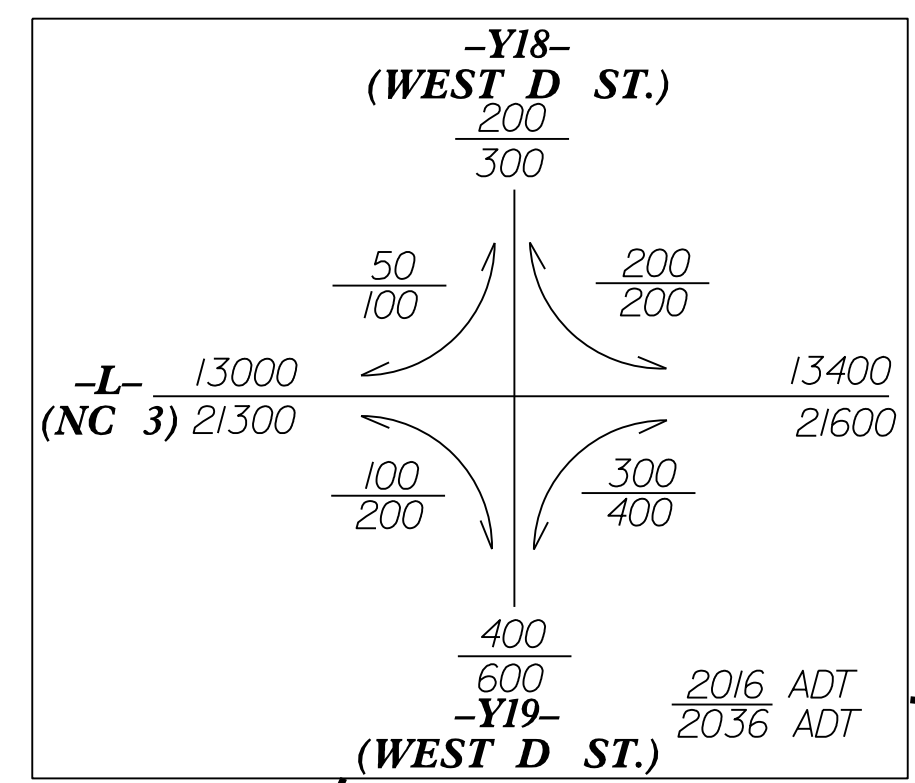


8/17/09

PROJECT REFERENCE NO. U-3440	SHEET NO. 14
ROADWAY DESIGN ENGINEER	HYDRAULICS ENGINEER
10/4/2016	10/5/2016
DOCUMENT NOT CONSIDERED FINAL UNLESS ALL SIGNATURES COMPLETED	

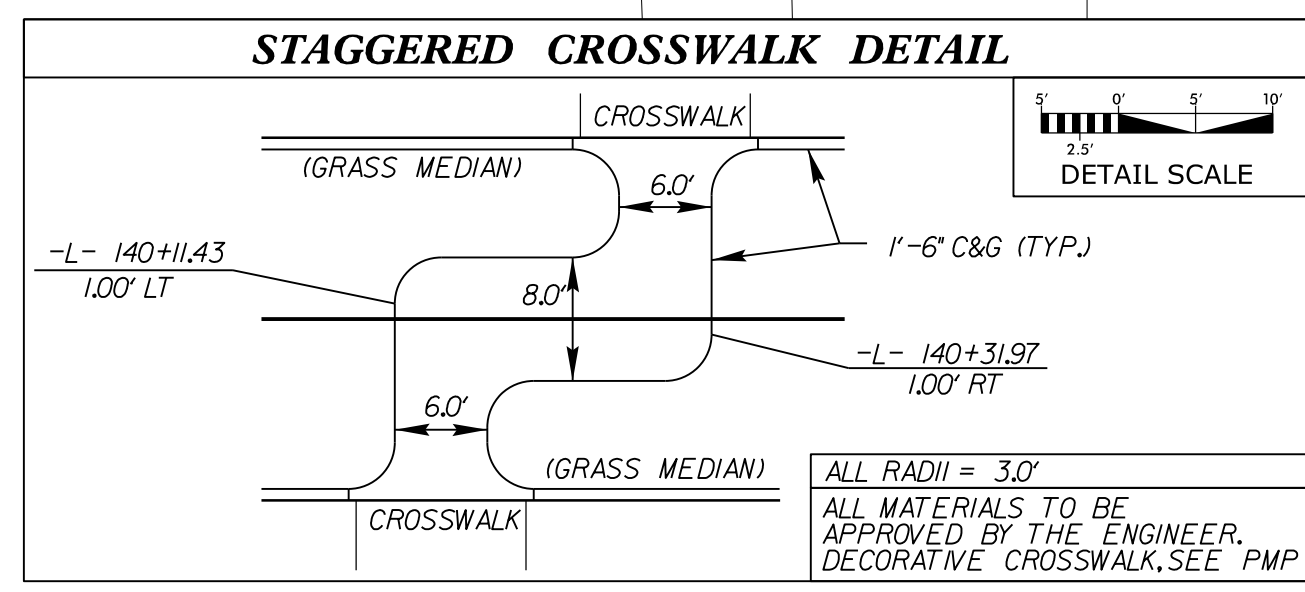
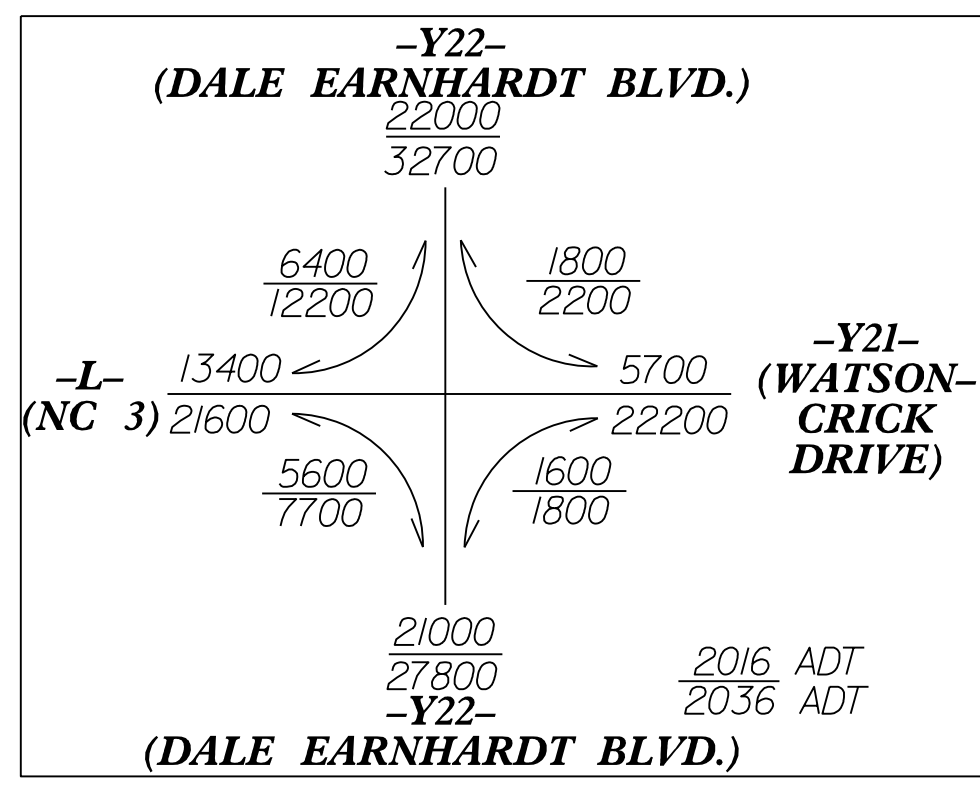
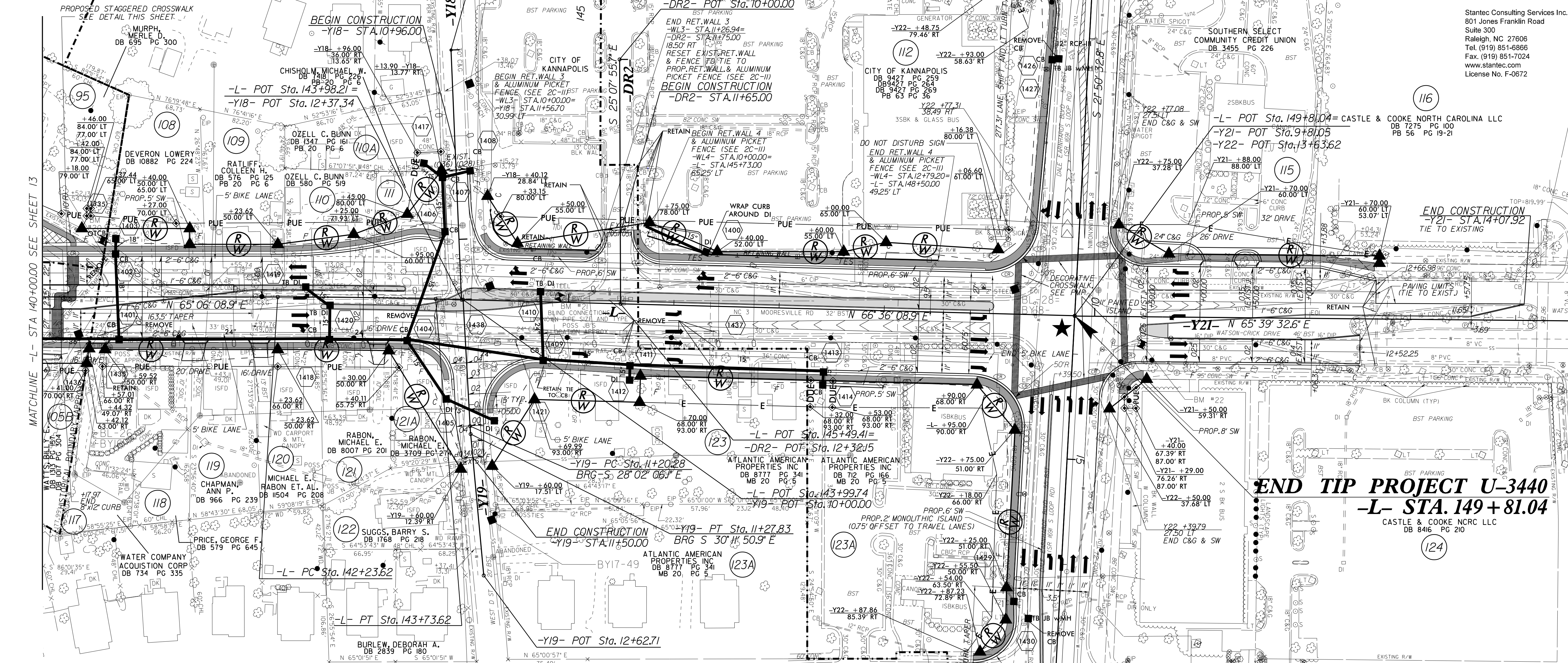
**Stantec**

Stantec Consulting Services Inc.  
801 Jones Franklin Road  
Suite 300  
Raleigh, NC 27606  
Tel. (919) 851-6866  
Fax. (919) 851-7024  
www.stantec.com  
License No. F-0672



NOTE: SEE SHEET 19 FOR -L- PROFILE  
SEE SHEET 24 FOR -Y17-, -Y18- & -Y19- PROFILE  
SEE SHEET 25 FOR -Y21-, -Y22- & -DR2- PROFILE  
SEE SHEET 2B-2 FOR -L-, -Y18-, -Y19-, -Y21- & -DR2- INTERSECTION DETAIL  
FOR RET.WALL #3 SEE WALL PLAN SHEET W-6 THRU W-7  
FOR RET.WALL #4 SEE WALL PLAN SHEET W-8 THRU W-9

**-L-**  
PI Sta 142+98.62  
 $\Delta = 1^{\circ}30'00.0''$  (RT)  
 $D = 1^{\circ}00'00.0''$   
 $L = 150.00'$   
 $T = 75.00'$   
 $R = 5,729.58'$   
 $e = NC (0.2)$



**-Y19-**  
PI Sta 11+24.06  
 $\Delta = 2^{\circ}09'44.8''$  (LT)  
 $D = 28^{\circ}38'52.4''$   
 $L = 7.55'$   
 $T = 3.77'$   
 $R = 200.00'$   
RO = SEE PLANS  
e = SEE PLANS

**END TIP PROJECT U-3440**  
**-L- STA. 149 + 81.04**  
CASTLE & COOKE NCR LLC  
DB 8416 PG 210

REVISIONS

10/4/2016  
U:\Roadkey\Pro\U-3440-rd\psh14.dgn  
MORNING