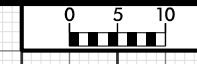
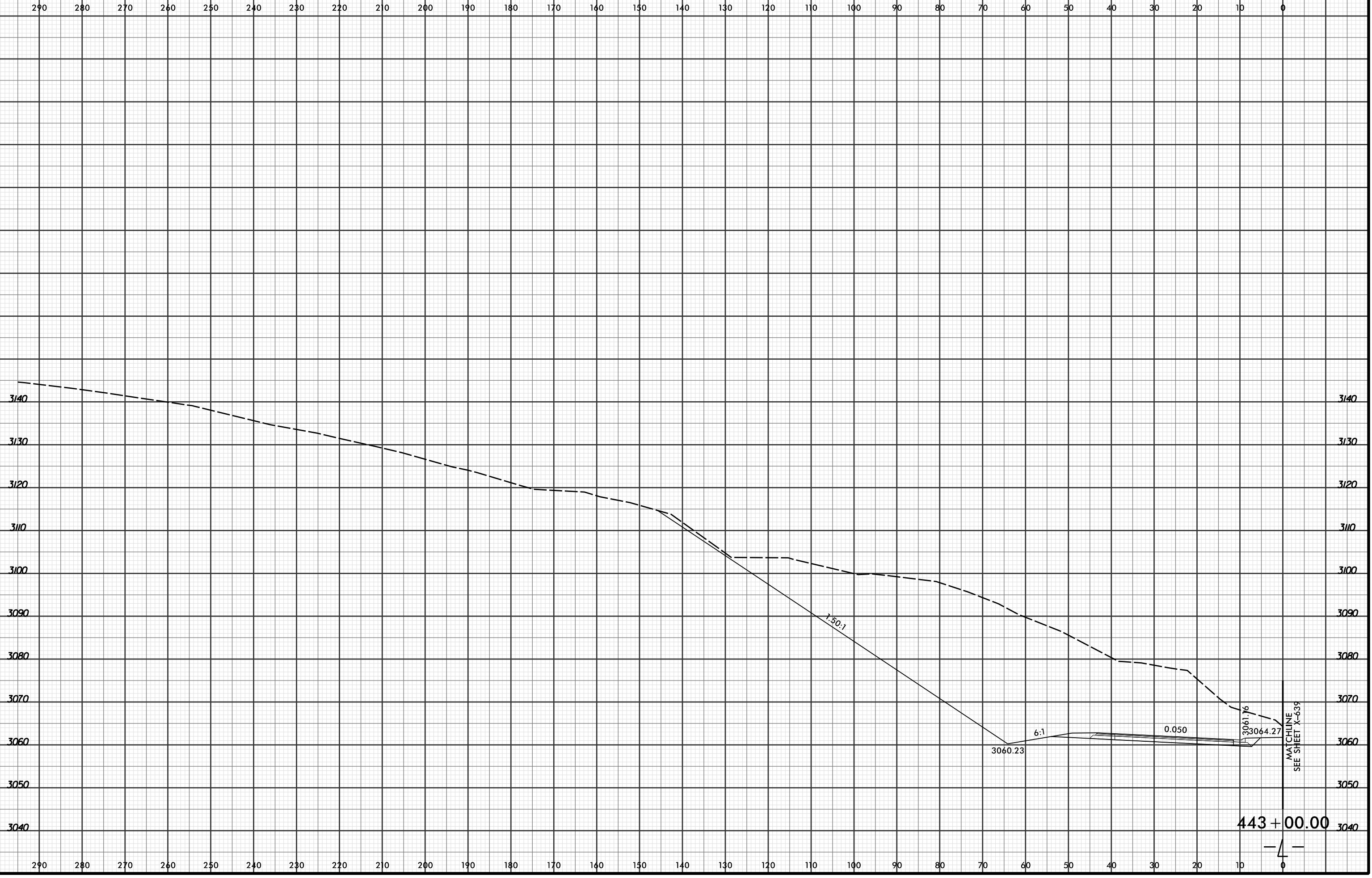


8/23/99



PROJ. REFERENCE NO.	SHEET NO.
R-2915C	X-633



3140  
3130  
3120  
3110  
3100  
3090  
3080  
3070  
3060  
3050  
3040

3140  
3130  
3120  
3110  
3100  
3090  
3080  
3070  
3060  
3050  
3040

1.50:1

6:1

0.050

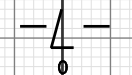
3060.23

3061.76

3064.27

MATCHLINE  
SEE SHEET X-639

443 + 00.00



4/19/2016 2:56:54 PM  
R:\PROJECTS\2915C\XPL\R2915C\_r.dwg\_xpl.L...dgn  
LOCHNER