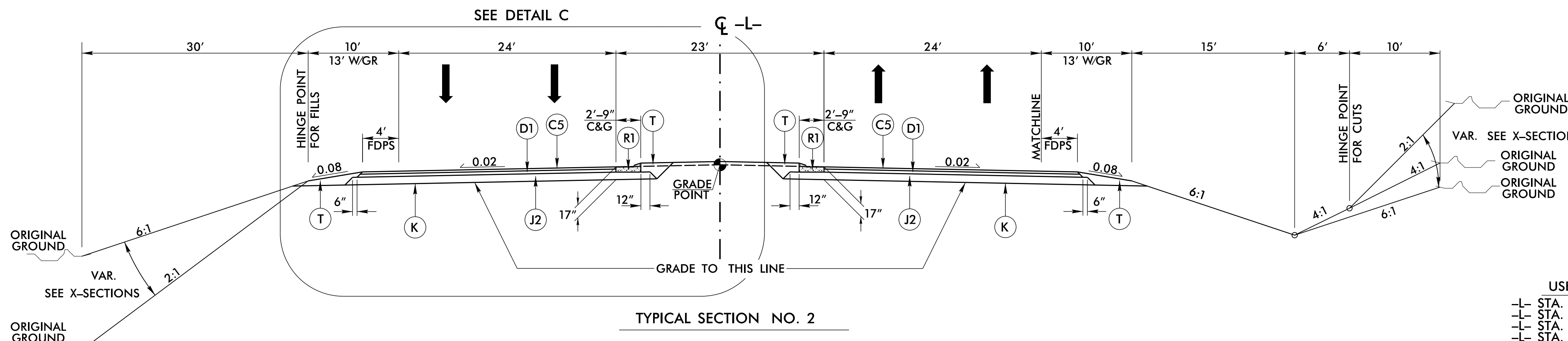
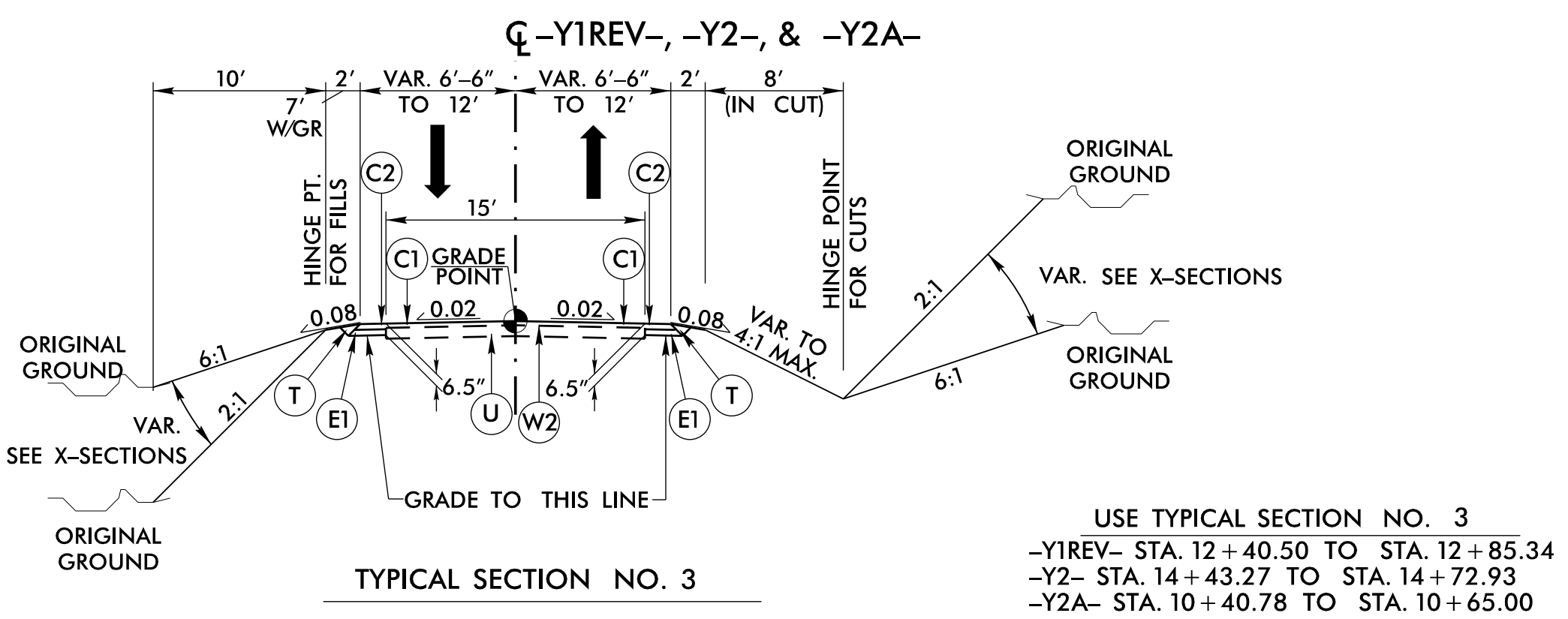


6/2/2016 10:33 AM R2915C_rdy_tjup.dgn

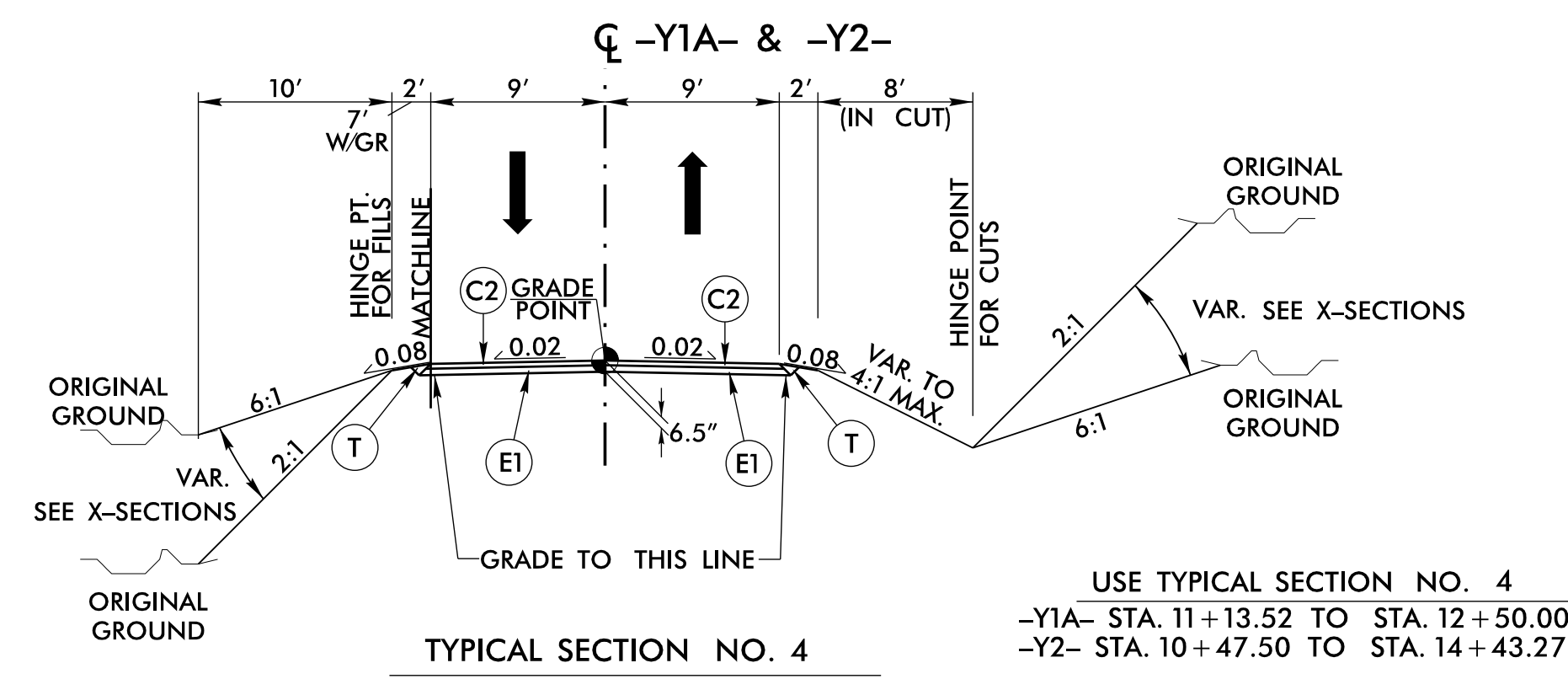
PROJECT REFERENCE NO. R-2915C	SHEET NO. 2A-2
ROADWAY DESIGN ENGINEER NORTH CAROLINA PROFESSIONAL SEAL 25523 Brian K. Eason	PAVEMENT DESIGN ENGINEER NORTH CAROLINA PROFESSIONAL SEAL 022896 Clark Morrison
9/1/2016	
NC License Number F-0159 Documented by Brian K. Eason Clark Morrison 9/2/2016 10:33 AM R2915C_rdy_tjup.dgn 10:33 AM R2915C_rdy_tjup.dgn	
DOCUMENT NOT CONSIDERED FINAL UNLESS ALL SIGNATURES COMPLETED	



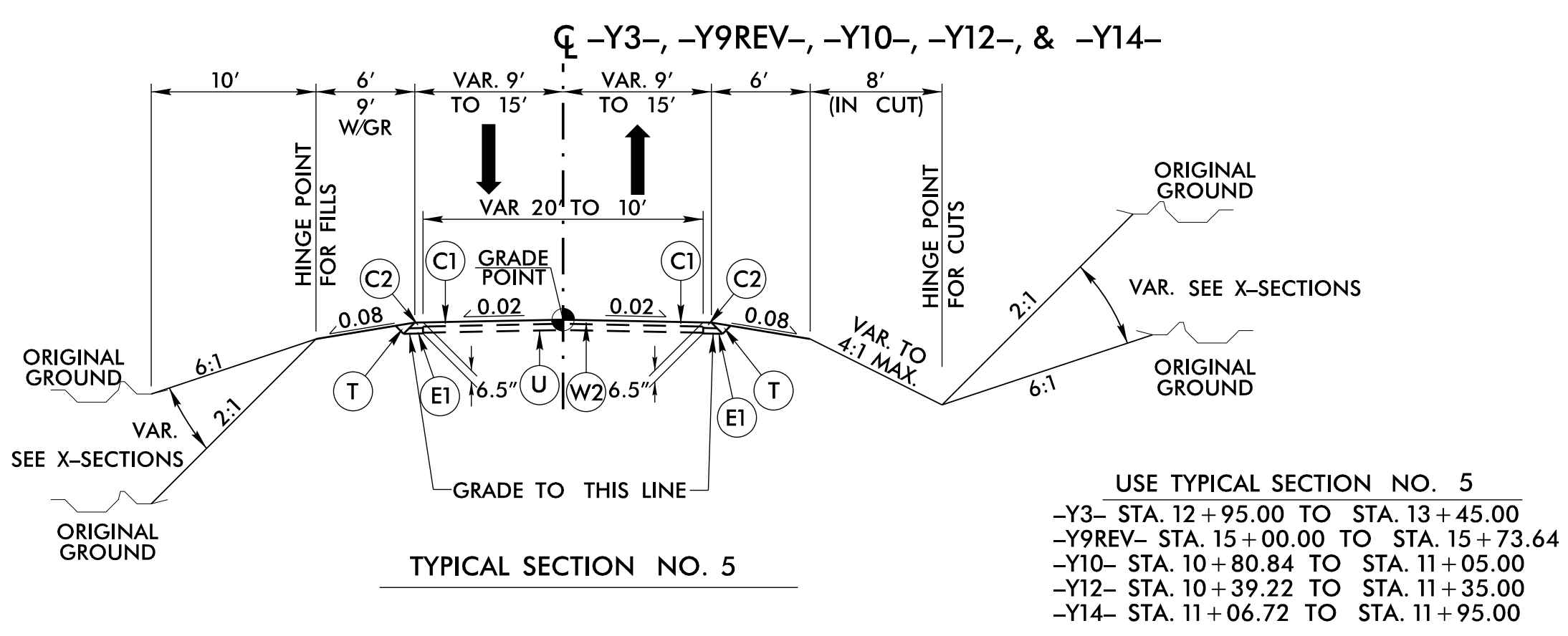
USE TYPICAL SECTION NO. 2
 -L- STA. 262+34 TO STA. 311+40
 -L- STA. 324+50 TO STA. 331+60
 -L- STA. 361+14 TO STA. 368+30
 -L- STA. 373+07 TO STA. 380+57
 -L- STA. 395+50 TO STA. 405+30
 -L- STA. 409+79 TO STA. 419+51



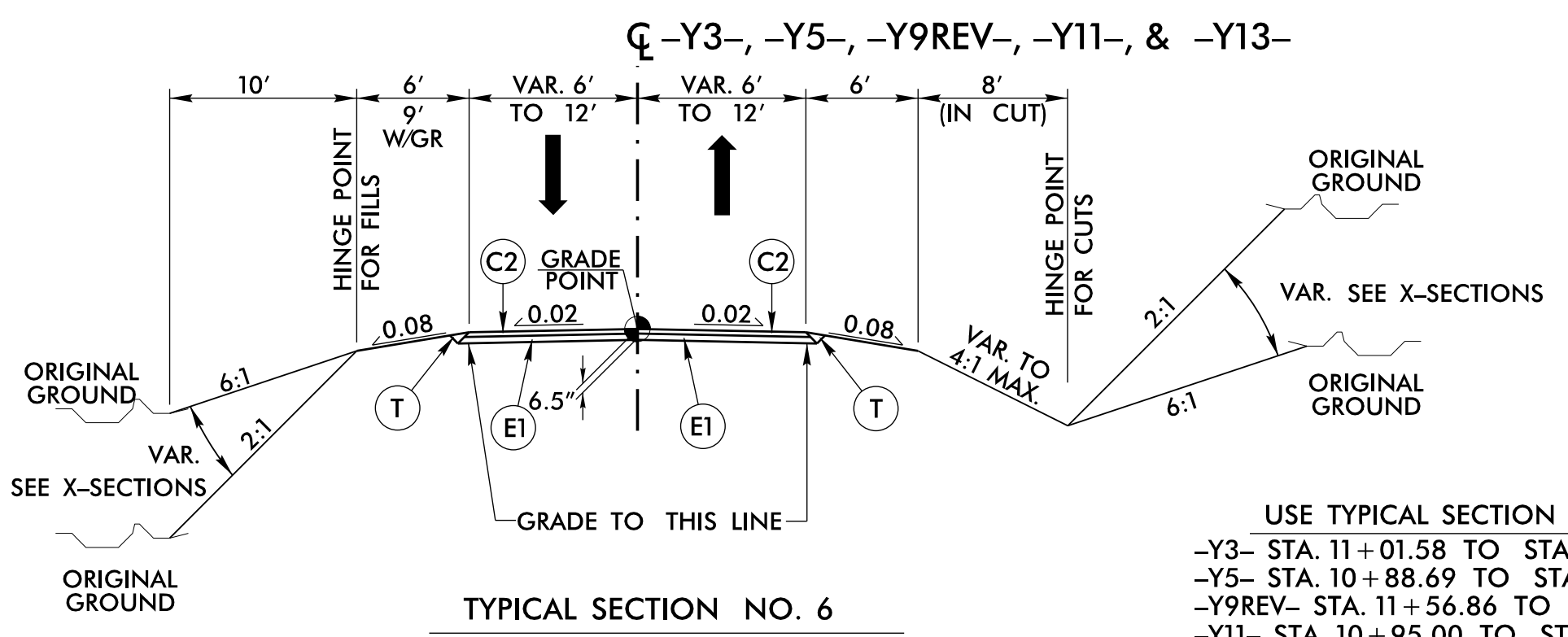
USE TYPICAL SECTION NO. 3
 -Y1REV- STA. 12+40.50 TO STA. 12+85.34
 -Y2- STA. 14+43.27 TO STA. 14+72.93
 -Y2A- STA. 10+40.78 TO STA. 10+65.00



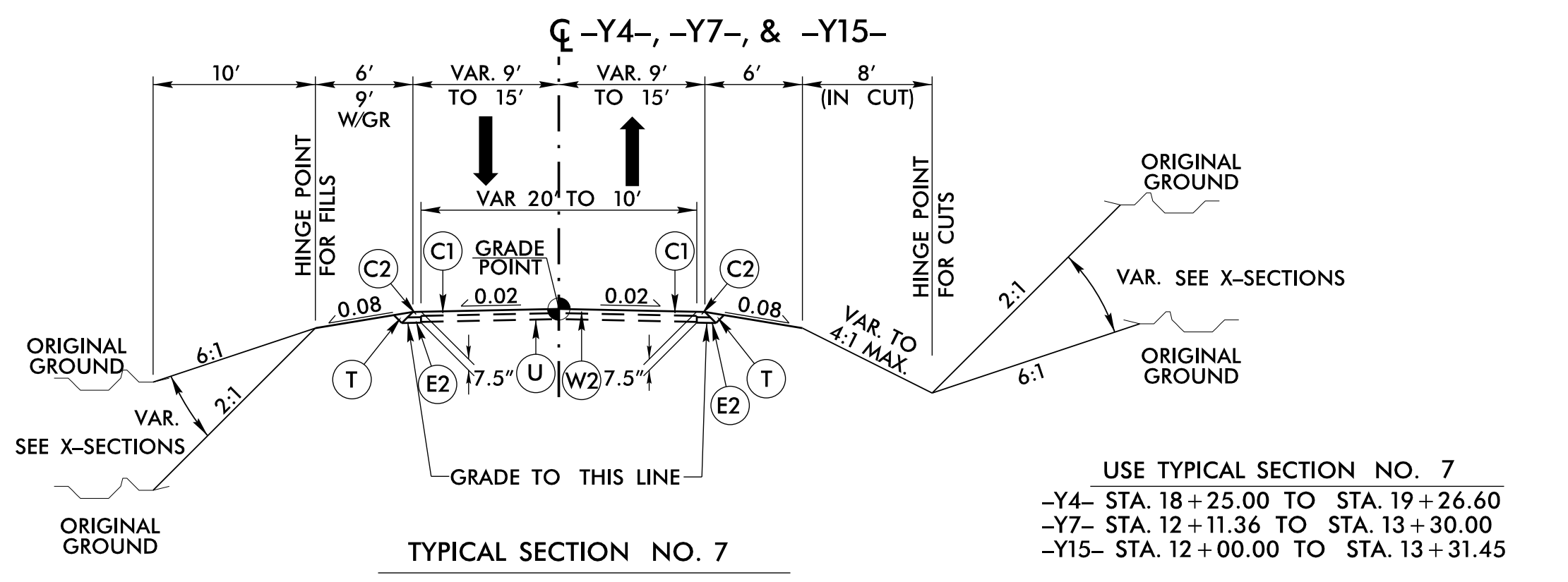
USE TYPICAL SECTION NO. 4
 -Y1A- STA. 11+13.52 TO STA. 12+50.00
 -Y2- STA. 10+47.50 TO STA. 14+43.27



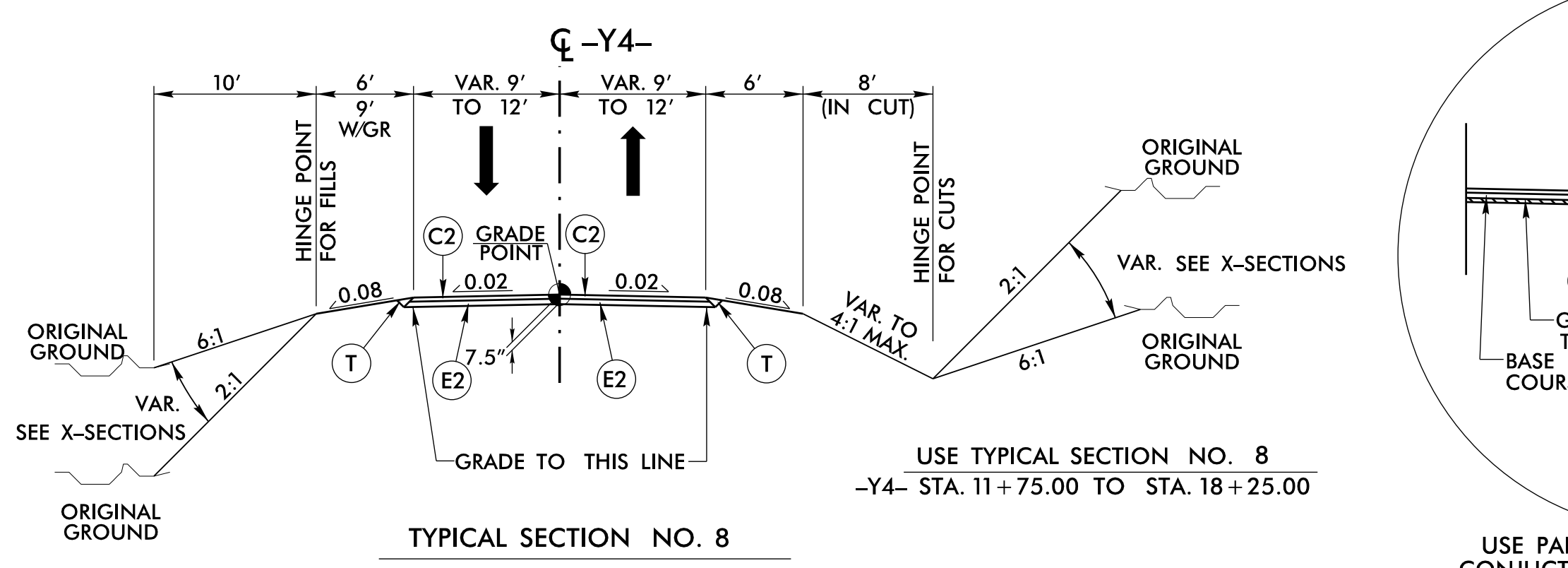
USE TYPICAL SECTION NO. 5
 -Y3- STA. 12+95.00 TO STA. 13+45.00
 -Y9REV- STA. 15+00.00 TO STA. 15+73.64
 -Y10- STA. 10+80.84 TO STA. 11+05.00
 -Y12- STA. 10+39.22 TO STA. 11+35.00
 -Y14- STA. 11+06.72 TO STA. 11+95.00



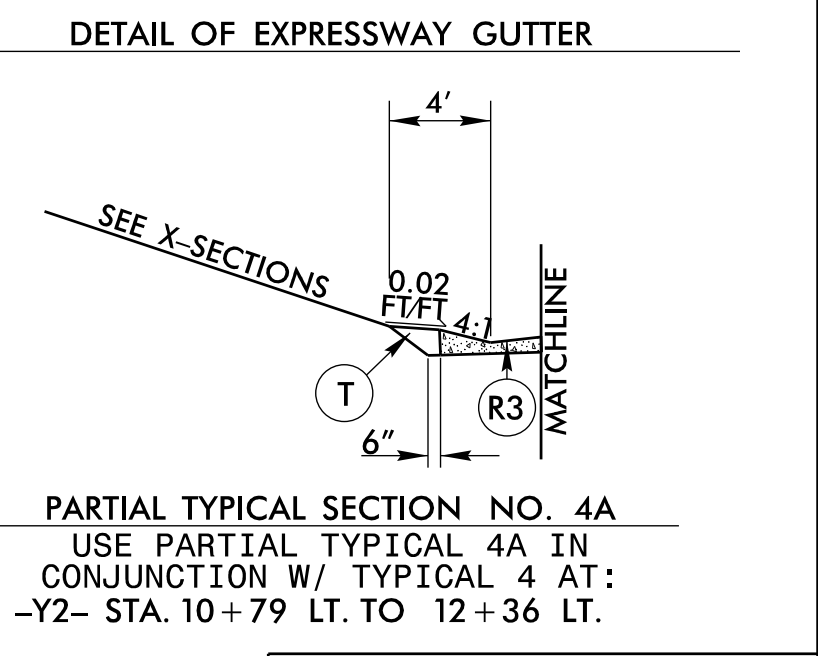
USE TYPICAL SECTION NO. 6
 -Y3- STA. 11+01.58 TO STA. 12+95.00
 -Y5- STA. 10+88.69 TO STA. 13+15.00
 -Y9REV- STA. 11+56.86 TO STA. 15+00.00
 -Y11- STA. 10+95.00 TO STA. 16+78.33
 -Y13- STA. 10+50.00 TO STA. 11+96.54



USE TYPICAL SECTION NO. 7
 -Y4- STA. 18+25.00 TO STA. 19+26.60
 -Y7- STA. 12+11.36 TO STA. 13+30.00
 -Y15- STA. 12+00.00 TO STA. 13+31.45

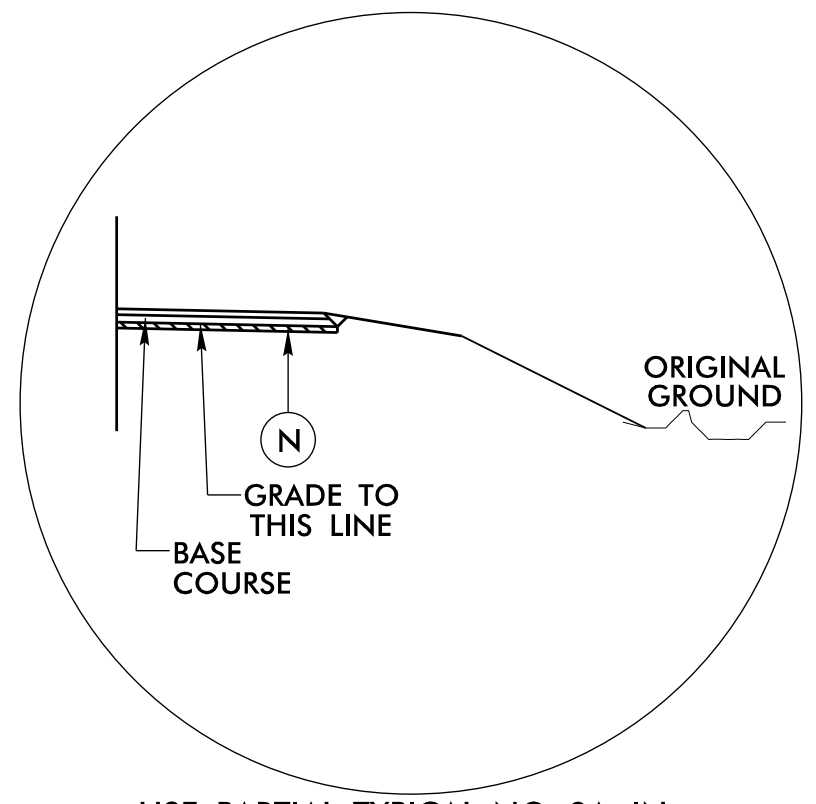


USE TYPICAL SECTION NO. 8
 -Y4- STA. 11+75.00 TO STA. 18+25.00



PARTIAL TYPICAL SECTION NO. 4A
 USE PARTIAL TYPICAL 4A IN CONJUNCTION W/ TYPICAL 4 AT:
 -Y2- STA. 10+79 LT. TO 12+36 LT.

PAVEMENT SCHEDULE	
C1	1.25" TYPE SF9.5A
C2	2.5" TYPE SF9.5A
C3	VAR. TYPE SF9.5A
C4	1.5" TYPE S9.5B
C5	3" TYPE S9.5B
C6	VAR. TYPE S9.5B
D1	4" TYPE I19.0B
D2	VAR. TYPE I19.0B
E1	4" TYPE B25.0B
E2	5" TYPE B25.0B
E3	5.5" TYPE B25.0B
E4	VAR. TYPE B25.0B
J1	8" ABC
J2	10" ABC
K	8" LIME OR 7" CEMENT
N	GEOTEXTILE FOR PAVEMENT STABILIZATION
P	PRIME COAT
R1	2'-9" C & G
R2	SHOULDER BERM GUTTER
R3	EXPRESSWAY GUTTER
T	EARTH MATERIAL
U	EXISTING PAVEMENT
V	MILLING
W1	WEDGING SEE DETAIL 1
W2	WEDGING SEE DETAIL 2
W3	WEDGING SEE DETAIL 3



USE PARTIAL TYPICAL NO. 8A IN CONJUNCTION W/ TYPICAL NO. 8 AT:
 -Y4- STA. 10+00.00 TO STA. 12+00.00 CL.
 -Y4- STA. 15+00.00 TO STA. 17+00.00 CL.