

NOTES:

REPAIR LOCATIONS AND ESTIMATE OF QUANTITIES ARE GIVEN WITH THE BEST INFORMATION AVAILABLE. IF ADDITIONAL REPAIRS NOT SHOWN ON THE DRAWINGS ARE DEEMED NECESSARY BY THE INSPECTOR OR ENGINEER THE CONTRACTOR SHALL NOTE ON THE DRAWINGS THE APPROXIMATE LOCATION AND DESCRIPTION OF THE REPAIRS AND ADJUST THE ACTUAL QUANTITIES ENTERED INTO THE REPAIR QUANTITY TABLE.

FOR CAP REPAIR DETAILS, SEE "TYPICAL CAP REPAIR DETAILS" SHEET.

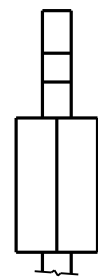
FOR "SHOTCRETE REPAIRS", SEE SPECIAL PROVISIONS.

FOR "EPOXY RESIN INJECTION", SEE SPECIAL PROVISIONS.

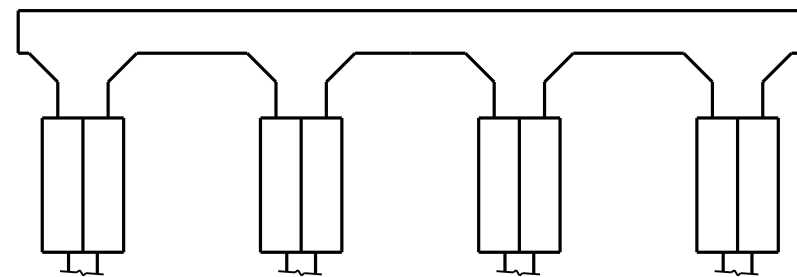
REPAIR QUANTITY TABLE

| REPAIRS BENT 65-S | QUANTITIES | | | |
|--------------------------|------------|-----------|---------|-----------|
| | ESTIMATE | | ACTUAL | |
| SHOTCRETE REPAIRS | AREA SF | VOLUME CF | AREA SF | VOLUME CF |
| CAP (VERTICAL FACE) | 0.0 | 0.0 | | |
| CAP (HORIZONTAL, CORNER) | 0.0 | 0.0 | | |
| PILE COLLAR (VERT FACE) | 0.0 | 0.0 | | |
| PILE COLLAR (HORIZ FACE) | 0.0 | 0.0 | | |
| EPOXY RESIN INJECTION | | LN. FT. | | LN. FT. |
| CAP | | 0.0 | | |

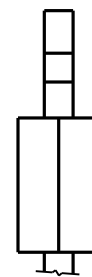
VALUES IN CHART REPRESENT ESTIMATED REPAIR TOTALS AFTER REMOVAL OF UNSOUND CONCRETE, MIN. OF 1" BEHIND REBAR AND MIN. 2" CL TO SAWCUT. SEE REPAIR DETAILS.



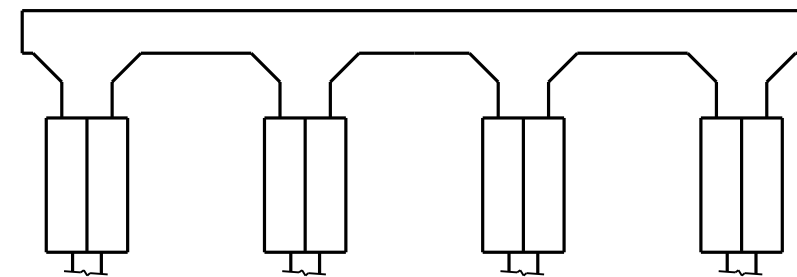
NORTH FACE




WEST FACE



SOUTH FACE



EAST FACE



PLAN
BOTTOM OF CAP

PROJECT NO. B-5936
TYRRELL COUNTY
BRIDGE NO. 7



DocuSigned by:
Paul Bryant
3653D2AF1B77448...

8/11/2016

| | | | | | |
|--|-----|-------|-----|-----|---------------------|
| STATE OF NORTH CAROLINA DEPARTMENT OF TRANSPORTATION RALEIGH | | | | | |
| BENT 65-S | | | | | |
| REVISIONS | | | | | SHEET NO. |
| NO. | BY: | DATE: | NO. | BY: | DATE: |
| 1 | | | 3 | | |
| 2 | | | 4 | | |
| DOCUMENT NOT CONSIDERED FINAL UNLESS ALL SIGNATURES COMPLETED | | | | | TOTAL SHEETS 394 |

DRAWN BY : P. D. BRYANT DATE : 4-2016
CHECKED BY : W. M. CLARKE DATE : 4-2016