

REPAIR QUANTITY TABLE

REPAIRS BENT 255	QUANTITIES			
	ESTIMATE		ACTUAL	
SHOTCRETE REPAIRS	AREA SF	VOLUME CF	AREA SF	VOLUME CF
CAP (VERTICAL FACE)	0.0	0.0		
CAP (HORIZONTAL, CORNER)	0.0	0.0		
EPOXY RESIN INJECTION		LN. FT.		LN. FT.
CAP		0.0		

VALUES IN CHART REPRESENT ESTIMATED REPAIR TOTALS AFTER REMOVAL OF UNSOUND CONCRETE, MIN. OF 1" BEHIND REBAR AND MIN. 2" CL TO SAWCUT. SEE REPAIR DETAILS.

NOTES:

REPAIR LOCATIONS AND ESTIMATE OF QUANTITIES ARE GIVEN WITH THE BEST INFORMATION AVAILABLE. IF ADDITIONAL REPAIRS NOT SHOWN ON THE DRAWINGS ARE DEEMED NECESSARY BY THE INSPECTOR OR ENGINEER THE CONTRACTOR SHALL NOTE ON THE DRAWINGS THE APPROXIMATE LOCATION AND DESCRIPTION OF THE REPAIRS AND ADJUST THE ACTUAL QUANTITIES ENTERED INTO THE REPAIR QUANTITY TABLE.

FOR CAP REPAIR DETAILS, SEE "TYPICAL CAP REPAIR DETAILS" SHEET.

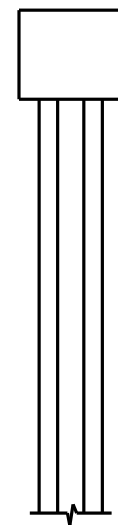
FOR "SHOTCRETE REPAIRS", SEE SPECIAL PROVISIONS.

FOR "EPOXY RESIN INJECTION", SEE SPECIAL PROVISIONS.

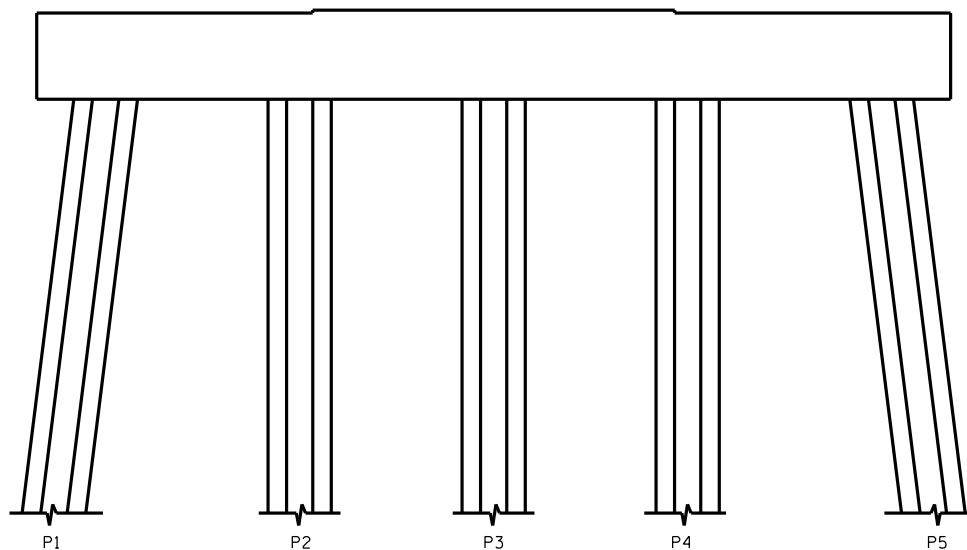


SPAN 256
SPAN 255

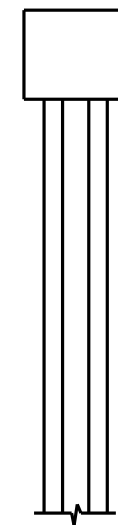
PLAN
TOP OF CAP



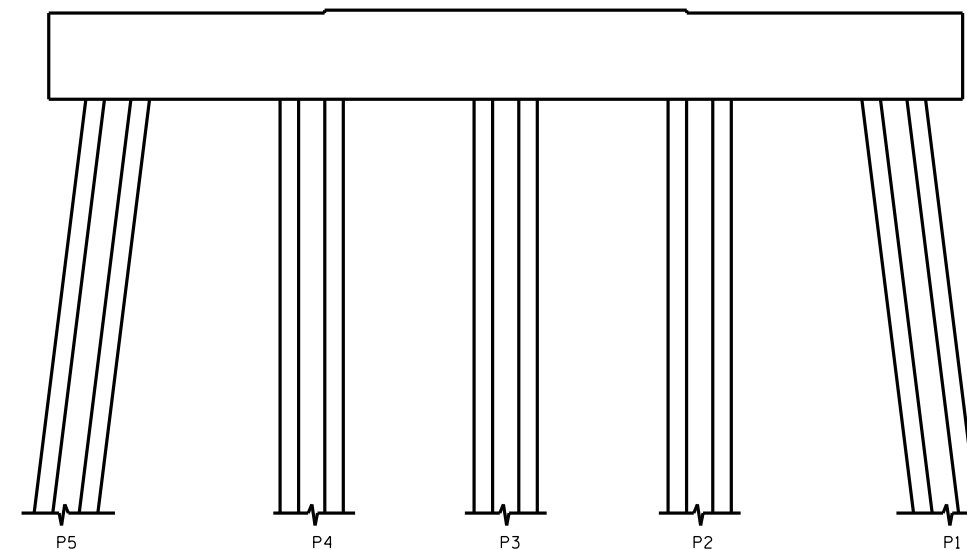
END VIEW
NORTH SIDE



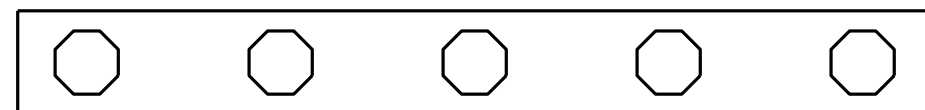
ELEVATION
WEST SIDE



END VIEW
SOUTH SIDE



ELEVATION
EAST SIDE



SPAN 255
SPAN 256

PLAN
BOTTOM OF CAP

- SHOTCRETE REPAIR
 - EPOXY RESIN INJECTION

NO REPAIRS NOTED DURING INSPECTION BY STRUCTURES MANAGEMENT UNIT. THE CONTRACTOR AND ENGINEER SHALL INSPECT THE BENT PRIOR TO BEGINNING WORK.

DocuSigned by:
Paul Bryant
3653D2AF1B77448...



PROJECT NO. B-5936
TYRRELL COUNTY
BRIDGE NO. 7

STATE OF NORTH CAROLINA DEPARTMENT OF TRANSPORTATION RALEIGH					
BENT 255					
REVISIONS					SHEET NO.
NO.	BY:	DATE:	NO.	BY:	DATE:
1			3		
2			4		
DOCUMENT NOT CONSIDERED FINAL UNLESS ALL SIGNATURES COMPLETED					TOTAL SHEETS 394

DRAWN BY : P. D. BRYANT DATE : 4-2016
CHECKED BY : W. M. CLARKE DATE : 4-2016