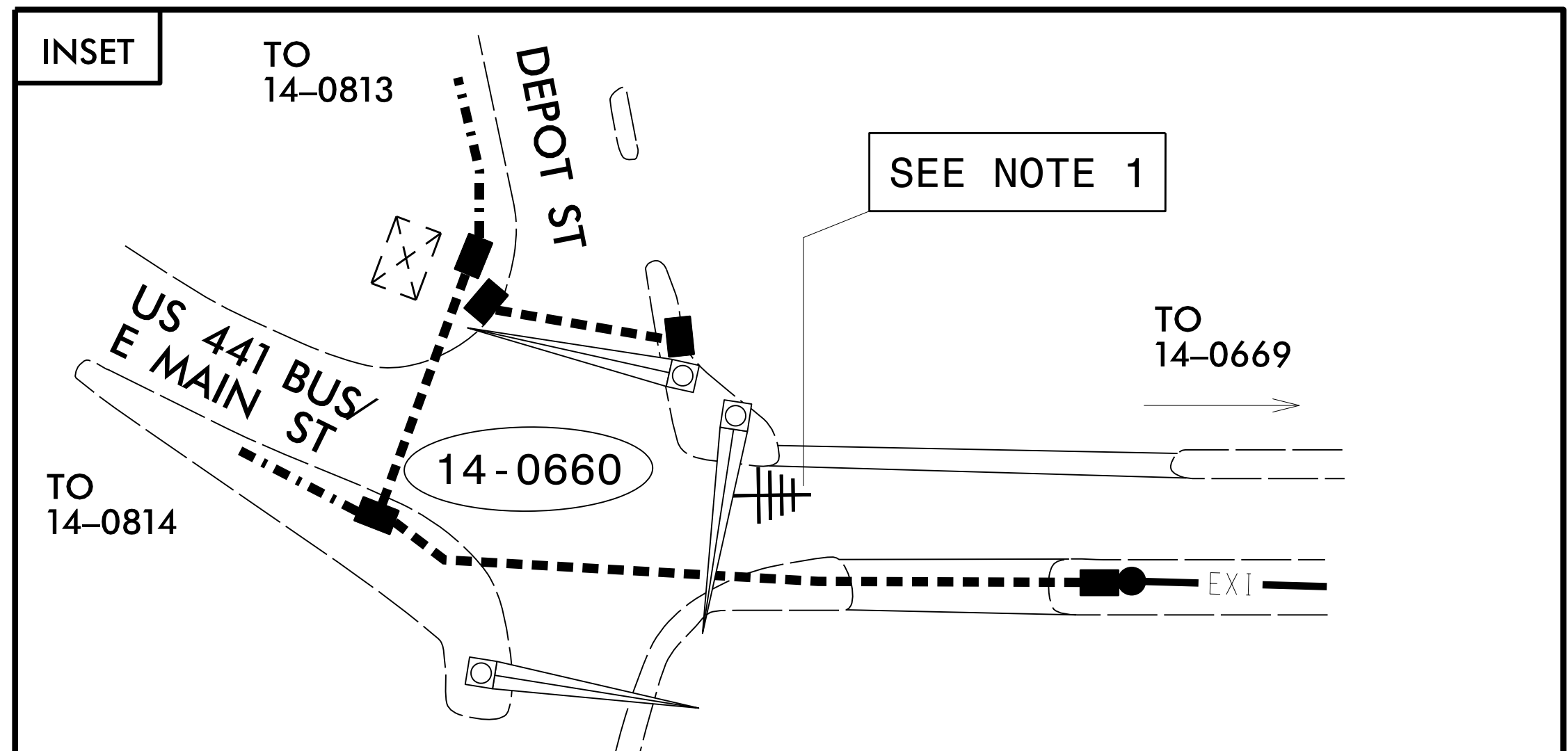
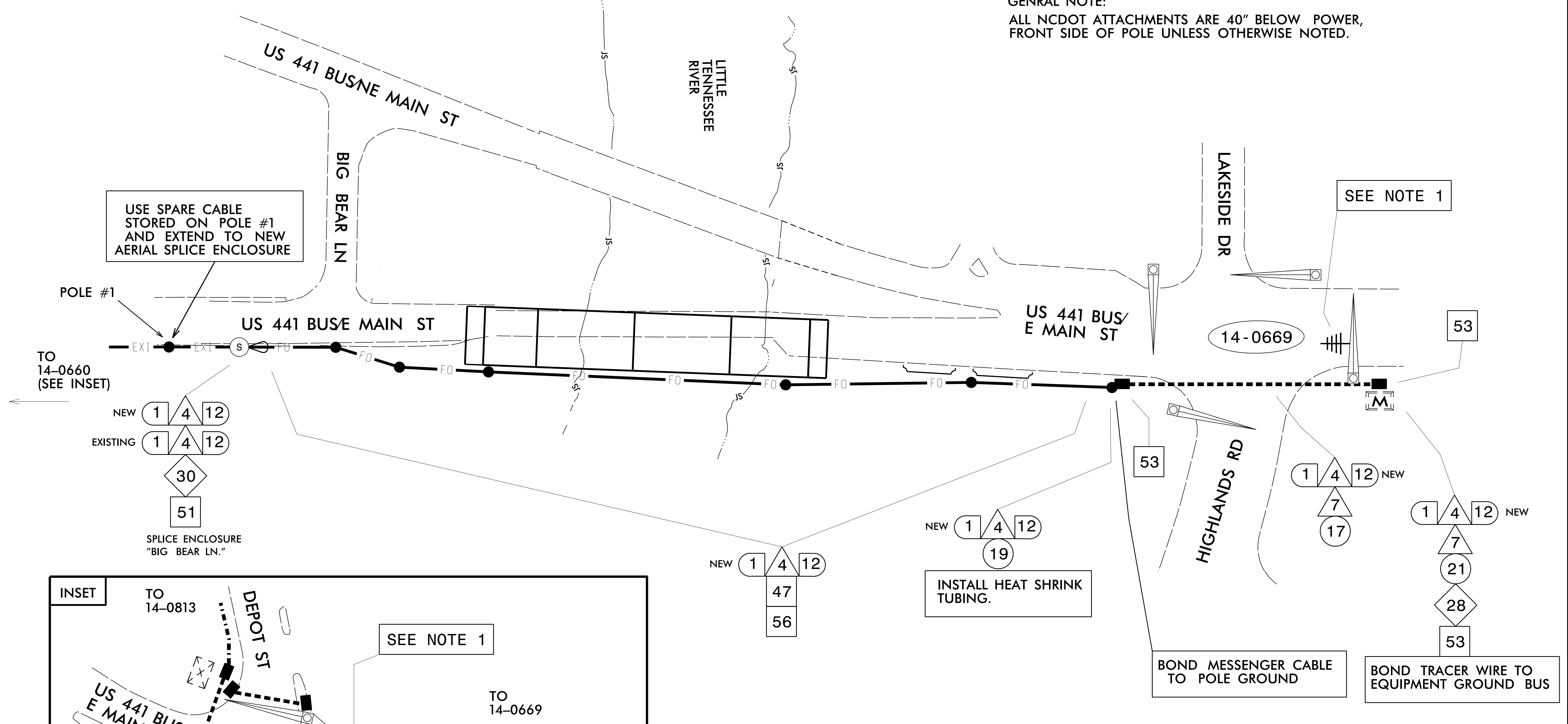


GENERAL NOTE:  
 ALL NCDOT ATTACHMENTS ARE 40" BELOW POWER,  
 FRONT SIDE OF POLE UNLESS OTHERWISE NOTED.

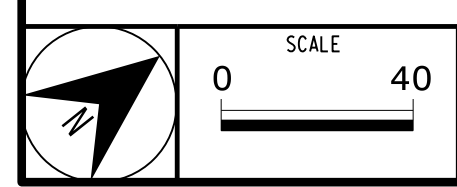


NOTES:

1. REMOVE RADIO EQUIPMENT. RETURN RADIO, ANTENNA, MOUNTING HARDWARE AND LIGHTNING ARRESTOR TO THE ENGINEER. RECONNECT FIBER JUMPERS AND TRANSCEIVER (SEE SPLICE DETAILS).

NOTES:

1. REMOVE RADIO EQUIPMENT. RETURN RADIO, ANTENNA, MOUNTING HARDWARE AND LIGHTNING ARRESTOR TO THE ENGINEER. RECONNECT TRANSCEIVER AND CONTROLLER. (SEE SPLICE DETAILS).



TMP FINAL

DOCUMENT NOT CONSIDERED FINAL UNLESS ALL SIGNATURES COMPLETED

Prepared in the Offices of:

750 N. Greenfield Pkwy., Garner, NC 27529

COMMUNICATIONS CABLE AND CONDUIT ROUTING PLANS

DIVISION 14 MACON CO. FRANKLIN

PLAN DATE: MARCH 2016 REVIEWED BY:

PREPARED BY: I. N. AVERY REVIEWED BY:

REVISIONS INIT. DATE

SCALE 0 40

DocuSigned by: Gregory A. Fuller 3/29/2016

CADD Filename:

SEAL

PROFESSIONAL ENGINEER

SEAL 023919

GREGORY A. FULLER