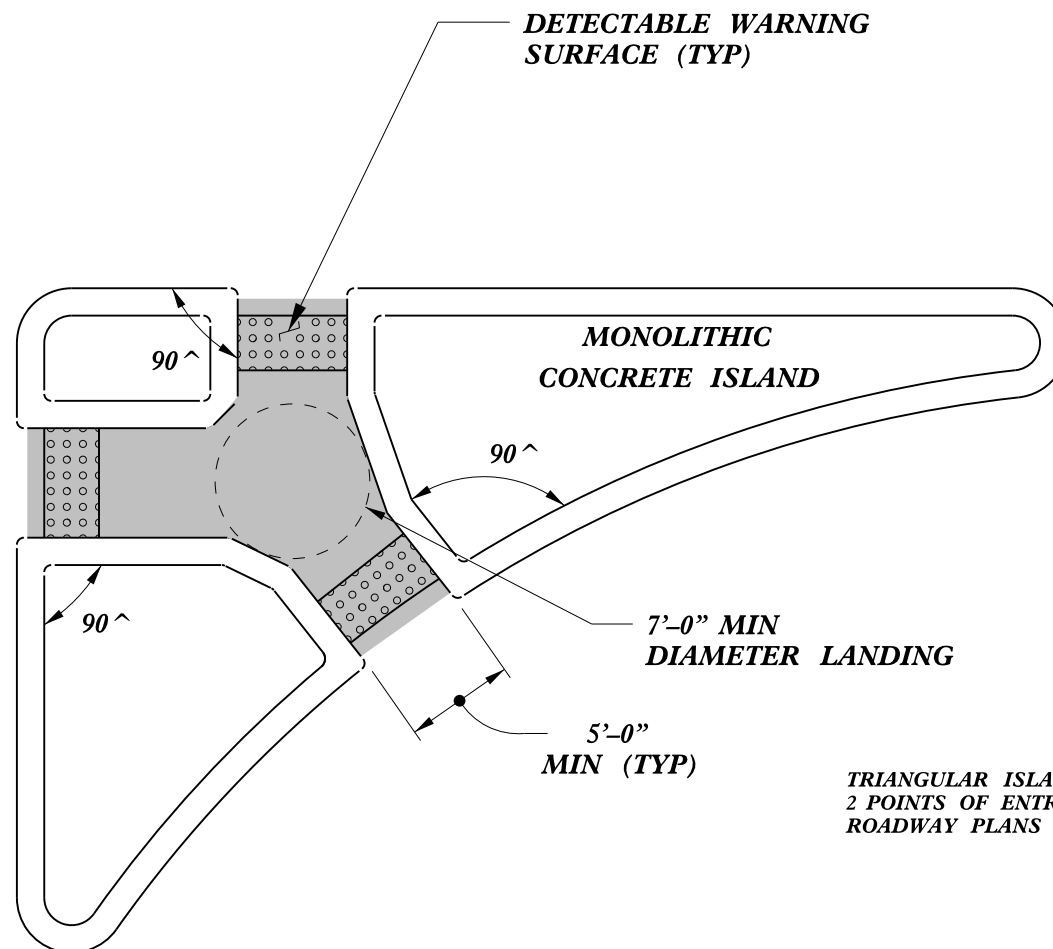
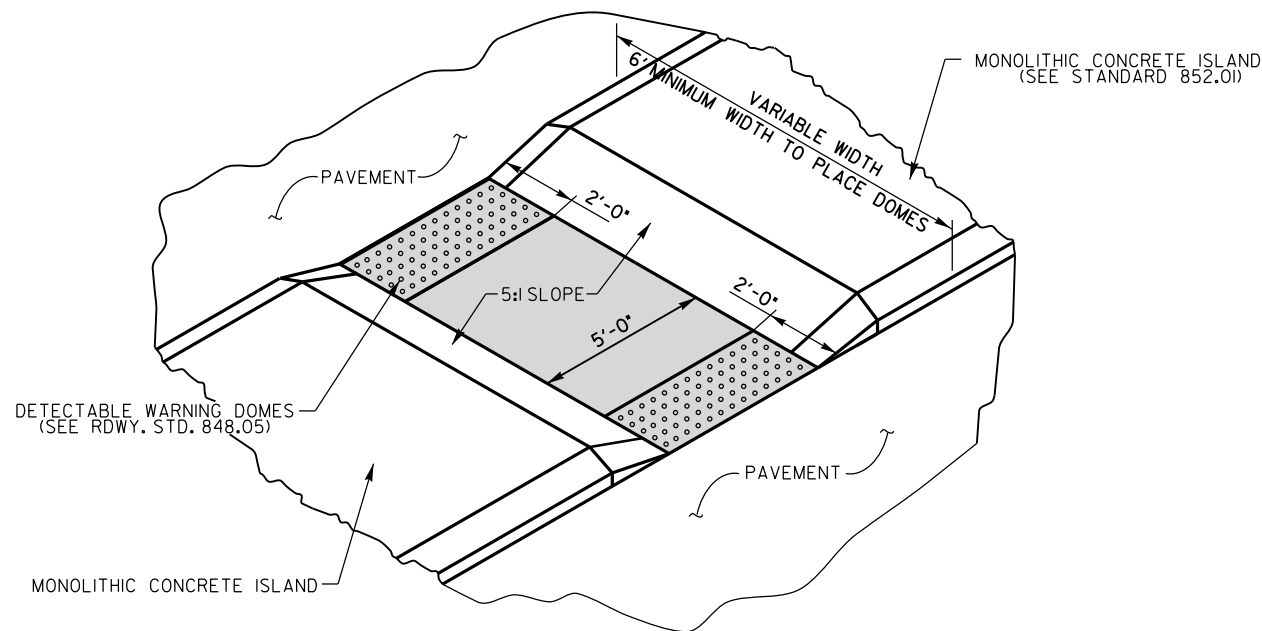


etc
 PAY LIMITS FOR 2 OR 3 CURB RAMPS
 (CALCULATE BASED ON NUMBER OF
 SETS OF TRUNCATED DOMES)

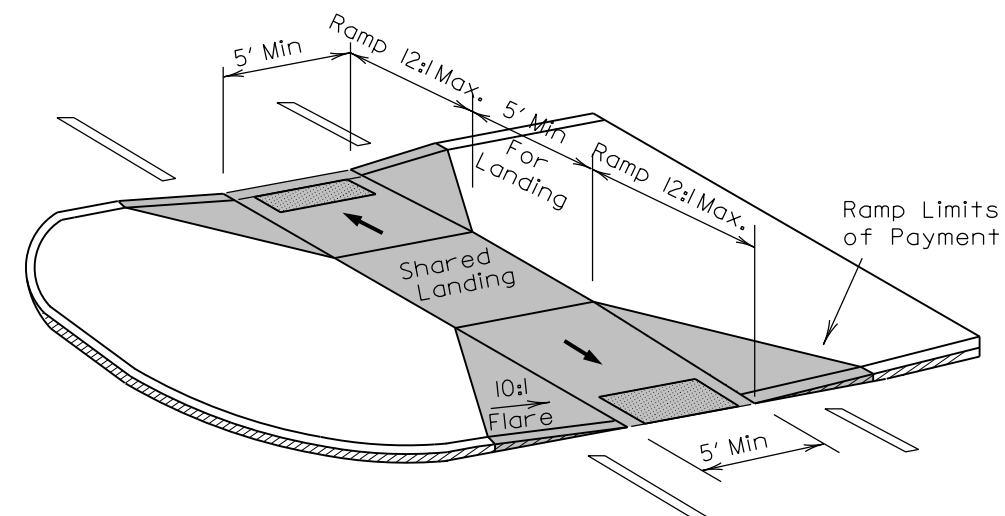


TRIANGULAR ISLANDS MAY BE CONSTRUCTED WITH ONLY
 2 POINTS OF ENTRY AND EXIT AS SHOWN IN THE
 ROADWAY PLANS OR AS DIRECTED BY THE ENGINEER.

**TRIANGULAR ISLAND
 WITH CUT THROUGH**



**MEDIAN ISLAND
 WITH CUT THROUGH**



**MEDIAN ISLAND
 CURB RAMPS**


DOCUMENT NOT CONSIDERED FINAL
 UNLESS ALL SIGNATURES COMPLETED

**CONTRACT STANDARDS
 AND DEVELOPMENT UNIT**
 Office 919-707-6950 FAX 919-250-4119

CURB RAMPS

Median or Turn Lane Islands

ORIGINAL BY: J.S. HOWERTON DATE: 7/7/11
 MODIFIED BY: _____ DATE: _____
 CHECKED BY: _____ DATE: _____
 FILE SPEC: stds/2012CurbRamp/CurbRampDetails.dwg



DocuSign
 Joel S. Howerton

11/18/2015

449E8E25522144F...

5/14/99

SYTIME\$\$\$\$
 CONGN\$\$\$\$
 USERNAME\$\$\$\$