
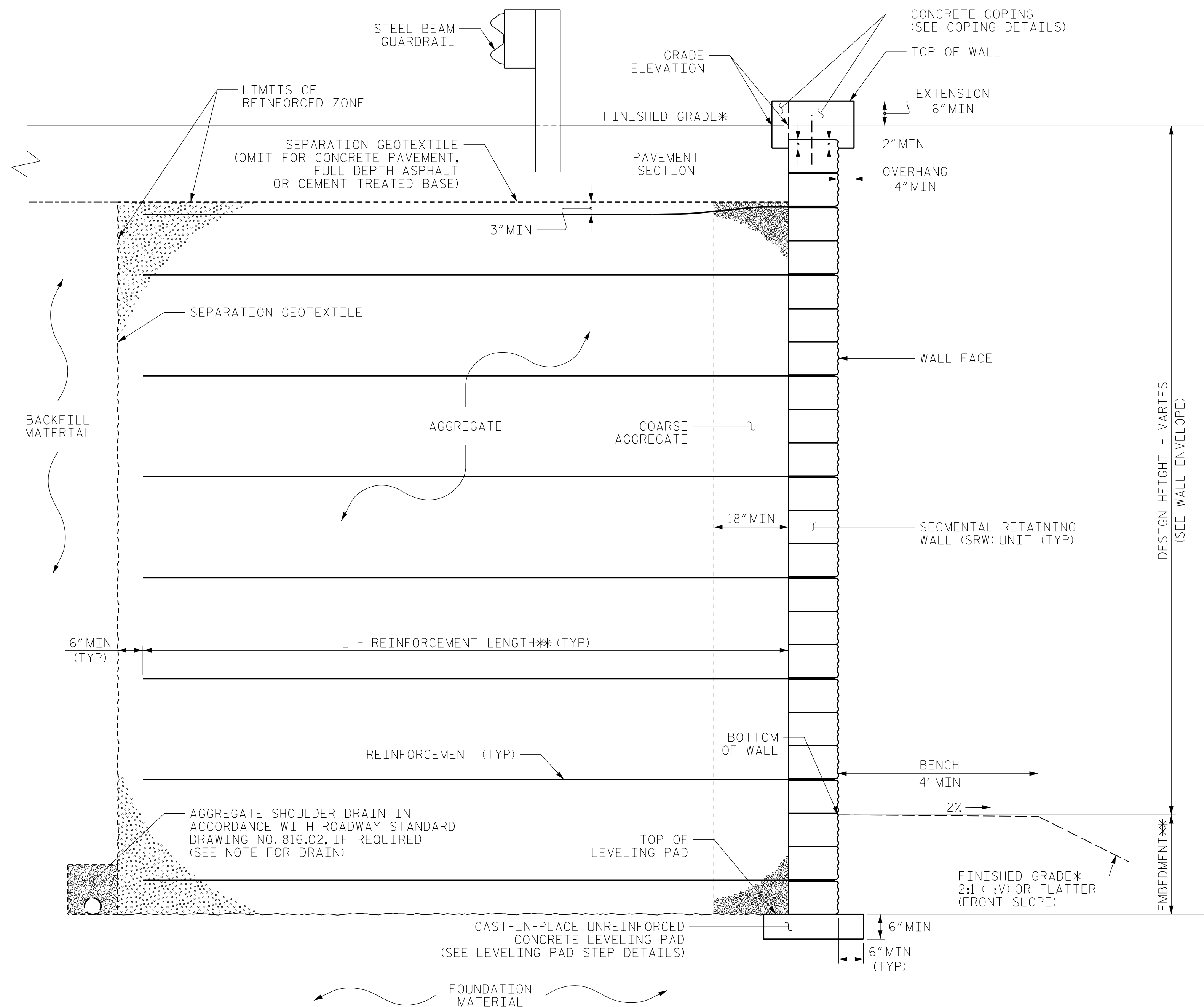


GEOTECHNICAL ENGINEER



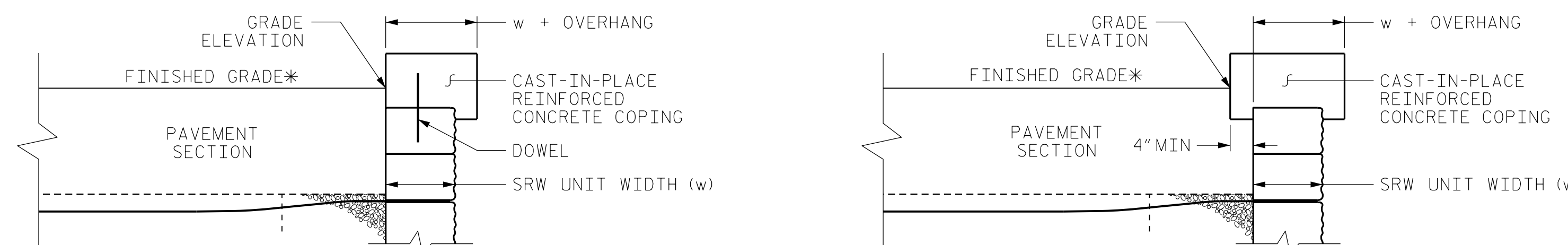
DocuSigned by:
Matthew J. Alexander 10/2016
AC1130DE810A43 SIGNATURE DATE

DOCUMENT NOT CONSIDERED FINAL UNLESS ALL SIGNATURES COMPLETED



MSE WALL WITH SRW UNITS - TYPICAL SECTION

* SEE ROADWAY PLANS FOR FINISHED GRADE DETAILS.
** SEE MSE RETAINING WALLS PROVISION AND IF APPLICABLE, MSE WALL NOTES FOR EMBEDMENT AND REINFORCEMENT LENGTH REQUIREMENTS.



COPING DETAILS


AT THE CONTRACTOR'S OPTION, CONNECT COPING TO SRW UNITS WITH DOWELS OR EXTEND COPING DOWN BACK OF SRW UNITS.
* SEE ROADWAY PLANS FOR FINISHED GRADE DETAILS.

PROJECT NO.: I-5710
WAKE COUNTY
STATION: -RB4- 14+00.00

SHEET 4 OF 4

PREPARED BY: W. D. FIELDS	DATE: 04/2016
REVIEWED BY: M. J. ALEXANDER	DATE: 05/2016

Terracon
Consulting Engineers & Scientists
2401 BRENTWOOD ROAD RALEIGH, NC 27604
PH. (919) 873-2211 FAX. (919) 873-9555



NORTH CAROLINA DEPARTMENT OF TRANSPORTATION DIVISION OF HIGHWAYS
GEOTECHNICAL ENGINEERING UNIT

RETAINING WALL 1 TYPICAL SECTION

REVISIONS					
NO.	BY	DATE	NO.	BY	DATE
1	MJA	3/22/2016	3		
2	MJA	5/2/2016	4		