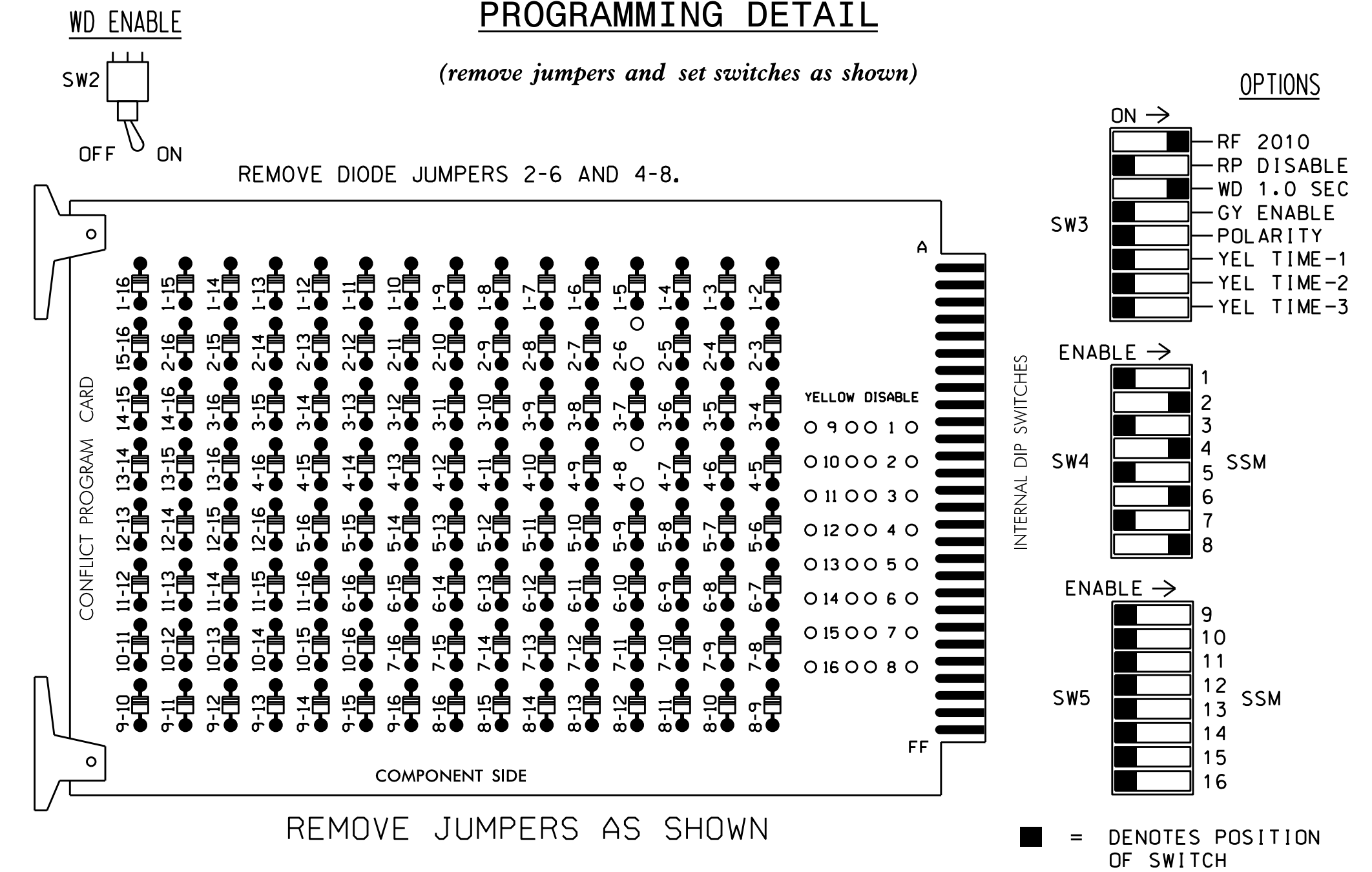


EDI MODEL 2010ECL CONFLICT MONITOR

PROGRAMMING DETAIL



NOTES

- To prevent "flash-conflict" problems, insert red flash program blocks for all unused vehicle load switches in the output file. The installer shall verify that signal heads flash in accordance with the Signal Plans.
- Ensure that Red Enable is active at all times during normal operation. To prevent Red Failures on unused monitor channels, tie unused red monitor inputs 1,3,5,7,9,10,11,12,13,14,15 & 16 to load switch AC+ per the cabinet manufacturer's instructions.
- Program phases 4 and 8 for Dual Entry.
- Enable Simultaneous Gap-Out for all phases.
- Program phases 2 and 6 for Start Up In Green.
- Program phases 2 and 6 for Yellow Flash.

SIGNAL HEAD HOOK-UP CHART

LOAD SWITCH NO.	S1	S2	S2P	S3	S4	S4P	S5	S6	S6P	S7	S8	S8P
PHASE	1	2	2 PED	3	4	4 PED	5	6	6 PED	7	8	8 PED
SIGNAL HEAD NO.	NU	21,22	NU	NU	41,42	NU	NU	61,62	NU	NU	81,82	NU
RED		128			101			134			107	
YELLOW		129			102			135			108	
GREEN		130			103			136			109	
RED ARROW												
YELLOW ARROW												
GREEN ARROW												

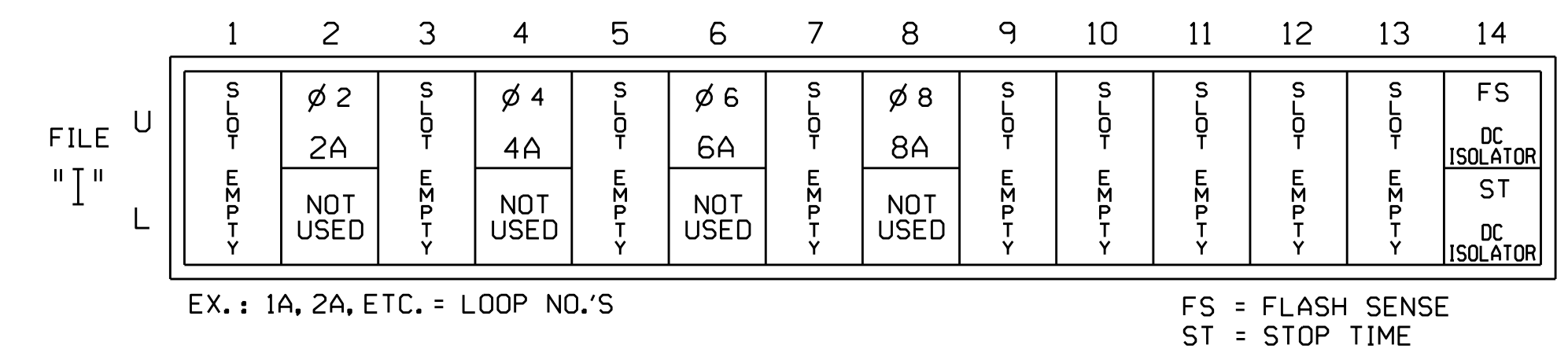
NU = Not Used

EQUIPMENT INFORMATION

CONTROLLER.....2070L
 CABINET.....336
 SOFTWARE.....ECONOLITE OASIS
 CABINET MOUNT.....POLE
 OUTPUT FILE POSITIONS...12
 LOAD SWITCHES USED.....S2,S4,S6,S8
 PHASES USED.....2,4,6,8
 OVERLAPS.....NONE

INPUT FILE POSITION LAYOUT

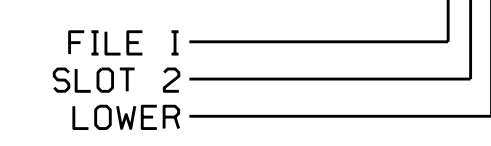
(front view)



INPUT FILE CONNECTION & PROGRAMMING CHART

LOOP NO.	LOOP TERMINAL	INPUT FILE POS.	PIN NO.	INPUT ASSIGNMENT NO.	DETECTOR NO.	NEMA PHASE	CALL	EXTEND	FULL TIME DELAY	STRETCH TIME	DELAY TIME
2A	TB21-3,4	I2U	39	1	2	2	Y	Y			
4A	TB21-7,8	I4U	41	3	4	4	Y	Y			5
6A	TB21-11,12	I6U	40	2	6	6	Y	Y			
8A	TB22-1,2	I8U	42	4	8	8	Y	Y			5

INPUT FILE POSITION LEGEND: I2L



THIS ELECTRICAL DETAIL IS FOR THE SIGNAL DESIGN: 03-0158
 DESIGNED: February 2016
 SEALED: 4/19/2016
 REVISED: N/A

Electrical Detail

Electrical and Programming Details for:

Prepared in the Offices of:

750 N. Greenfield Pkwy, Garner, NC 27529

NC 242 (Main Street) at SR 1233 (College Street)

Division 3 Sampson County, Salemburg

PLAN DATE: March 2016 REVIEWED BY: BAS

PREPARED BY: S. Armstrong REVIEWED BY:

REVISIONS: INIT. DATE

DocuSigned by: Keith M. Minis 4/21/2016

SEAL: KEITH M. MINIS, PROFESSIONAL ENGINEER, 036880

SIG. INVENTORY NO. 03-0158

DOCUMENT NOT CONSIDERED FINAL UNLESS ALL SIGNATURES COMPLETED

2016-03-16 09:01 S:\IT\AS\15\Sig\03\work\hgc\030158_sm.ele.xxx.dgn sarmstrong