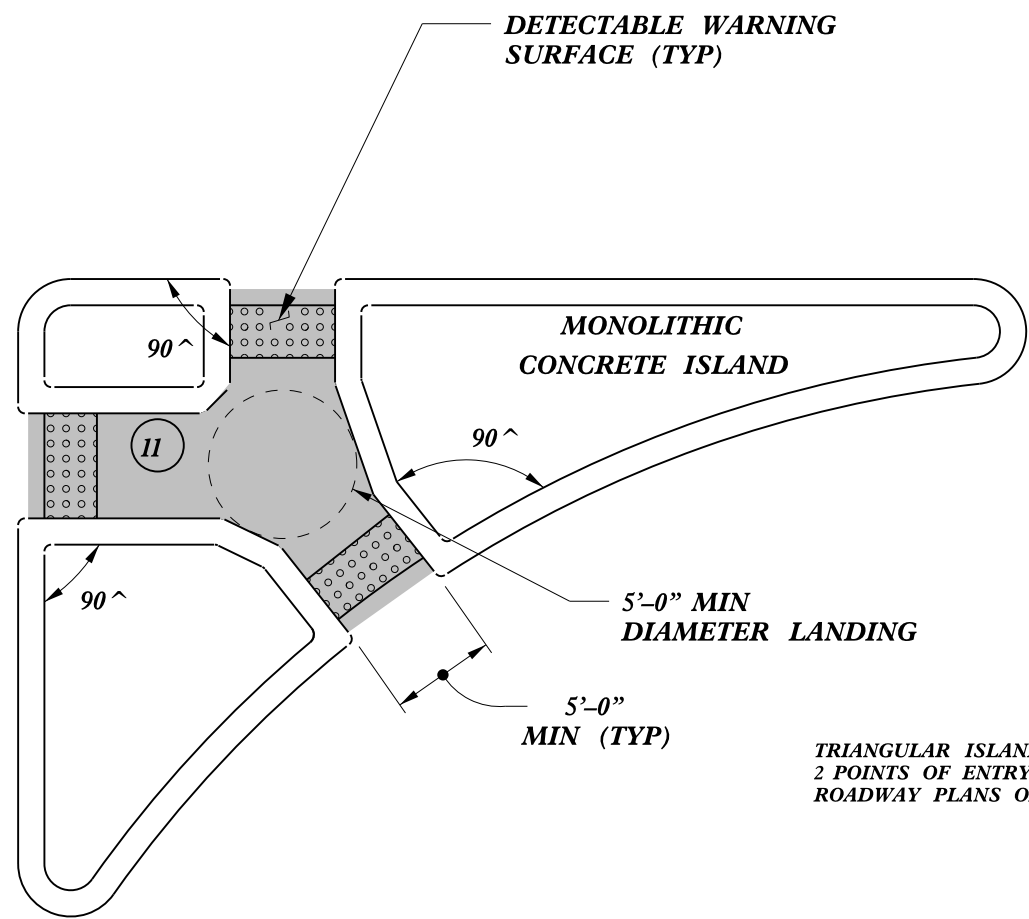
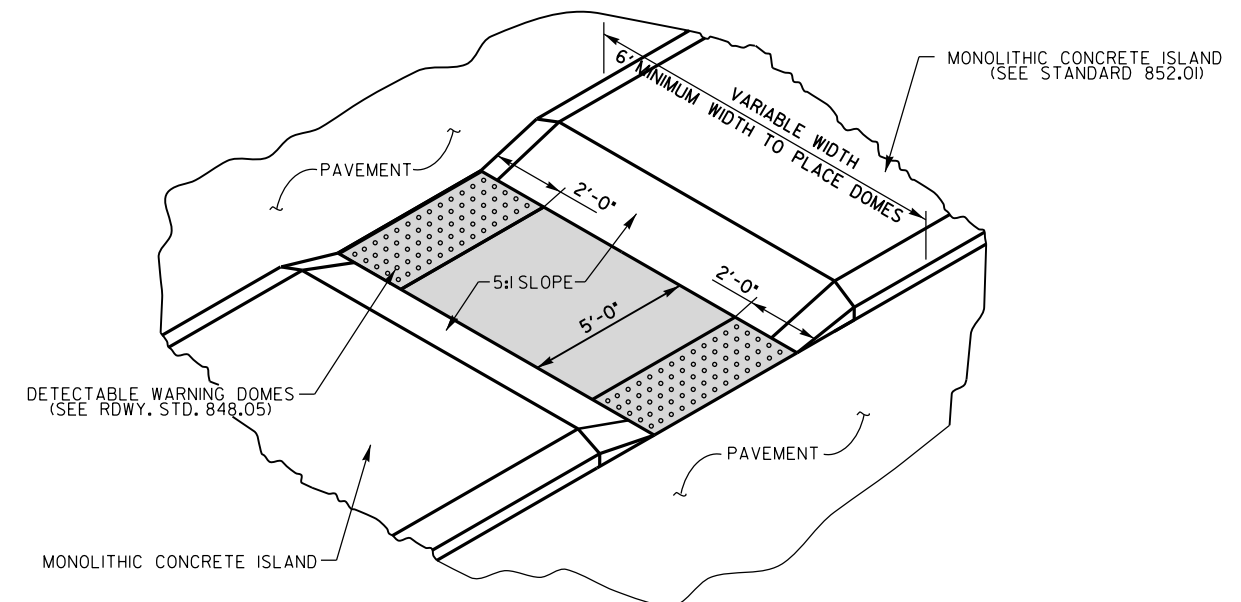


PAY LIMITS FOR 1 CURB RAMP

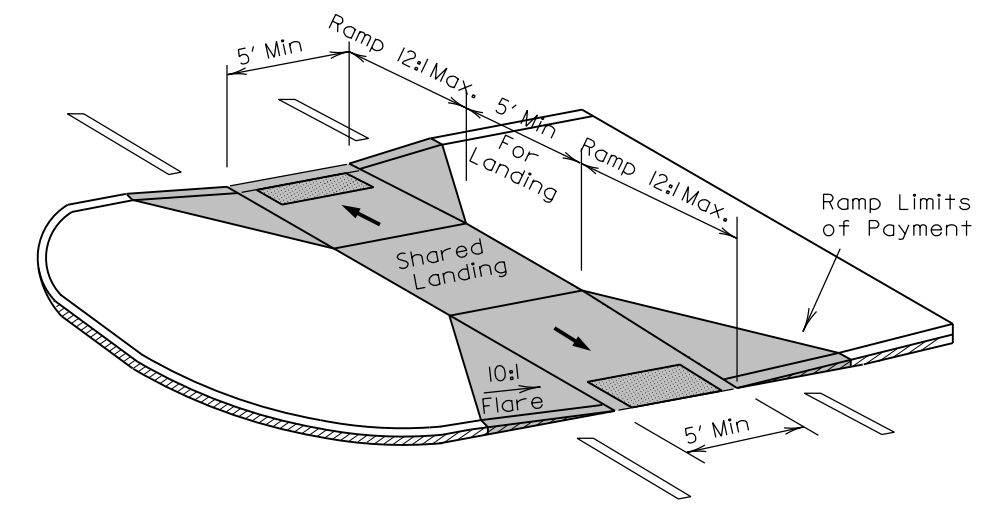


TRIANGULAR ISLANDS MAY BE CONSTRUCTED WITH ONLY 2 POINTS OF ENTRY AND EXIT AS SHOWN IN THE ROADWAY PLANS OR AS DIRECTED BY THE ENGINEER.

**TRIANGULAR ISLAND WITH CUT THROUGH**



**MEDIAN ISLAND WITH CUT THROUGH**



**MEDIAN ISLAND CURB RAMPS**

|   |                  |
|---|------------------|
| <b>CONTRACT STANDARDS AND DEVELOPMENT UNIT</b>    |                  |
| Office 919-707-6950                               | FAX 919-250-4119 |
| <b>CURB RAMPS</b>                                 |                  |
| Median or Turn Lane Islands                       |                  |
| ORIGINAL BY: J.S. HOWERTON                        | DATE: 7/7/11     |
| MODIFIED BY:                                      | DATE:            |
| CHECKED BY:                                       | DATE:            |
| FILE SPEC: sstds/2012CurbRamp/CurbRampDetails.dwg |                  |

5/14/99  
C:\P\2017\2017CPT.03.02.10821\2017CPT.03.02.10821.dwg