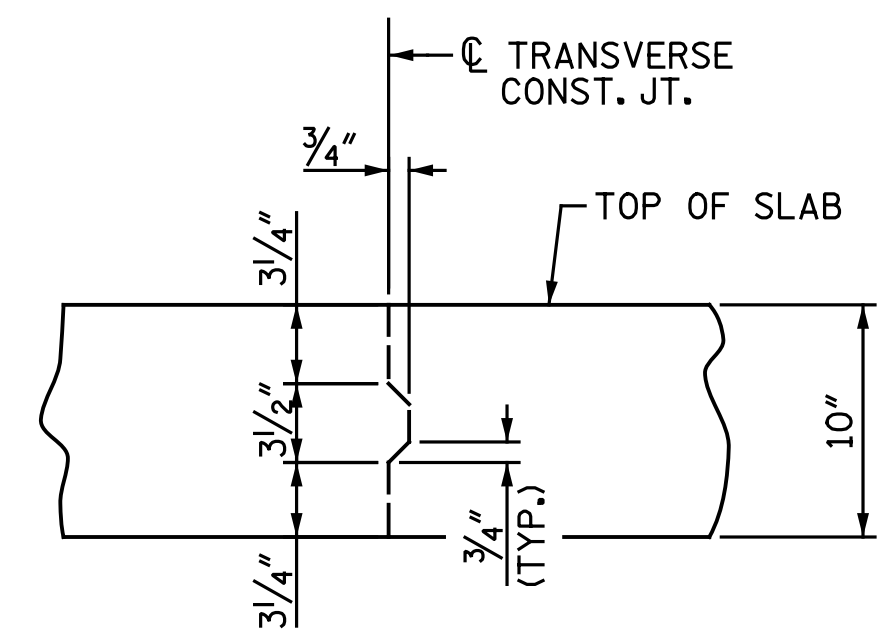
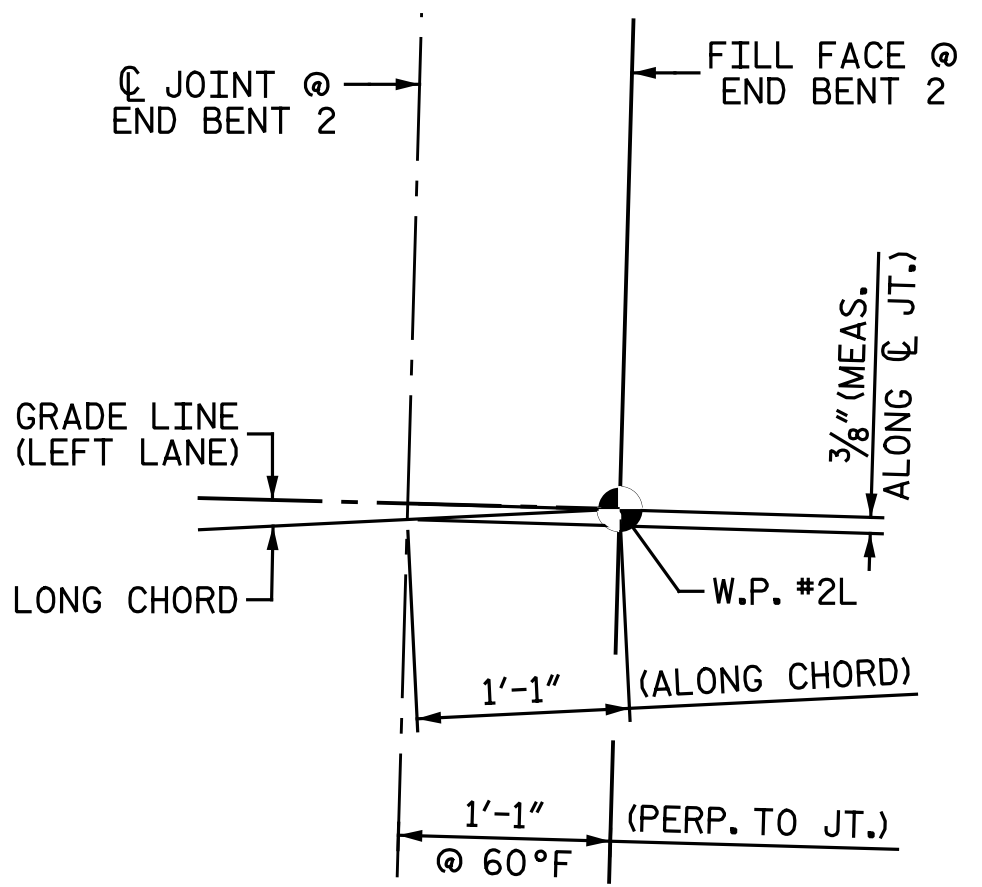
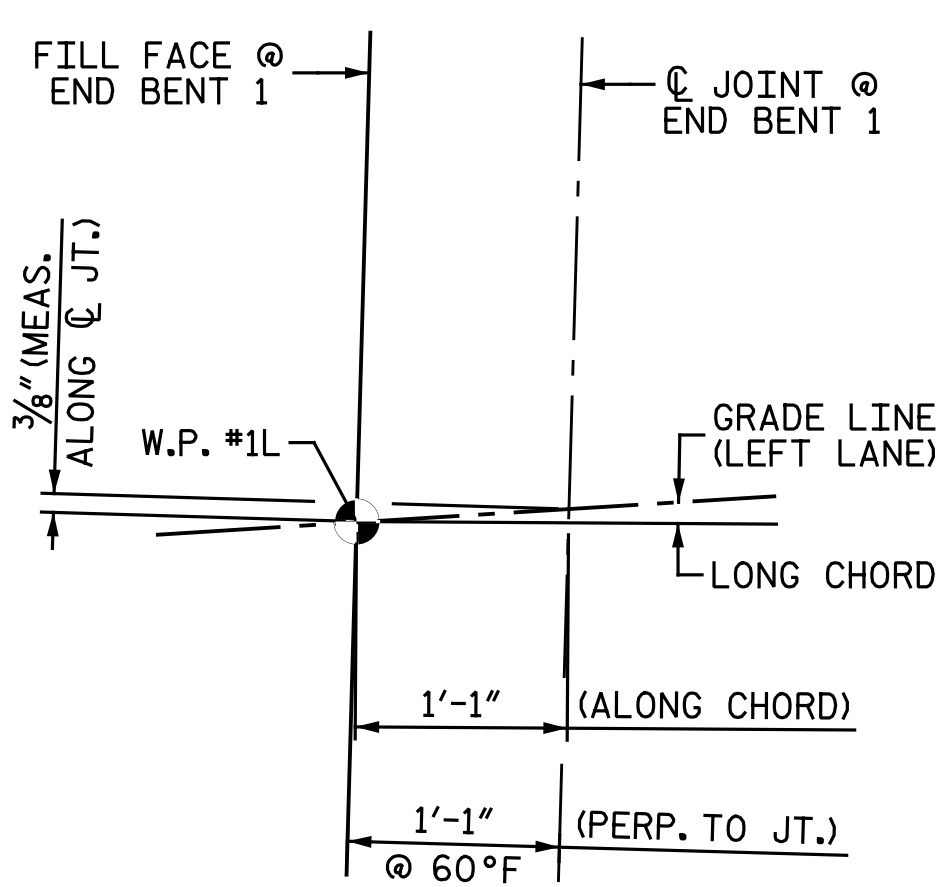


NOTES:
 SEE "ARC OFFSETS" SHEET FOR OUTSIDE EDGE OF DECK CURVE EFFECTS.
 FOR REINFORCING STEEL IN CONCRETE BARRIER RAIL, SEE "CONCRETE BARRIER RAIL" SHEET.
 #5 "A" BARS ARE TO BE PLACED PARALLEL TO THE EXPANSION JOINT SEALS.
 FOR DECK POURING SEQUENCE AND LOCATION OF TRANSVERSE CONSTRUCTION JOINTS, SEE "BILL OF MATERIAL" SHEET.

PROJECT NO. U-2524D
GUILFORD COUNTY
 STATION: 495+22.00 -LREV-



TRANSVERSE CONSTRUCTION JOINT DETAIL
 NOTE: REINFORCING STEEL IN SLAB NOT SHOWN. LONGITUDINAL REINFORCING STEEL SHALL BE CONTINUOUS THRU JOINT.

DOCUMENT NOT CONSIDERED FINAL UNLESS ALL SIGNATURES COMPLETED		STATE OF NORTH CAROLINA DEPARTMENT OF TRANSPORTATION RALEIGH		SHEET NO. S3-7 TOTAL SHEETS 35
		SUPERSTRUCTURE PLAN OF SPAN LEFT LANES		
		REVISIONS NO. BY: DATE: NO. BY: DATE: 1 3 4		Michael Baker Engineering 8000 Regency Parkway, Suite 600 Cary, North Carolina 27518 NC License No.: F-1084

DRAWN BY: M. D. MAYHEW DATE: 1-26-16
 CHECKED BY: B. J. BELL DATE: 3-19-16

onayhew 5/17/2016 5:18:17 PM
 File name: Y:\Projects\NC DOT\U-2524D\Site-2\DWG\Left\Final\403.008_U2524D_SMU_S.dgn