DocuSign Envelope ID: 3A602714-11AE-4BF7-8EEC-BA5A333060F0

PROJECT REFERENCE NO.	SHEET NO.
U-2524D	ITS-19

DRAWING 1

MODIFY EXISTING ELECTRICAL SERVICE

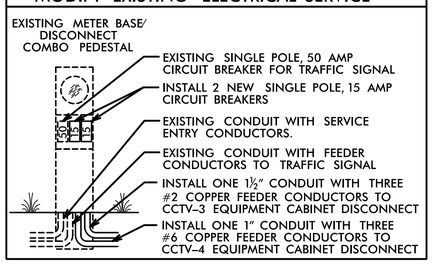

DRAWING 2

NEW EQUIPMENT CABINET DISCONNECT

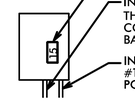

DRAWING 3

NEW EQUIPMENT CABINET DISCONNECT

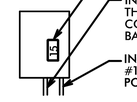

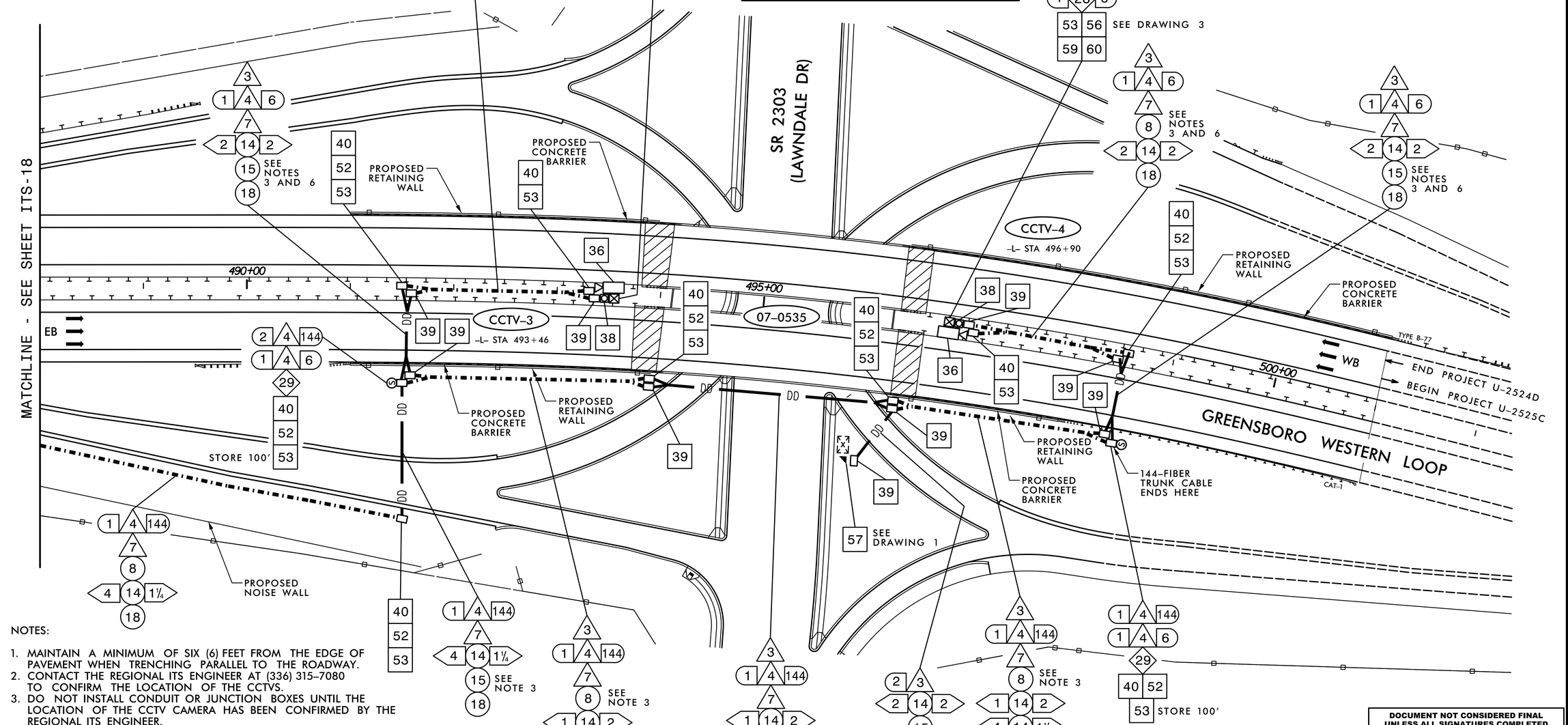

NOTES:

1. MAINTAIN A MINIMUM OF SIX (6) FEET FROM THE EDGE OF PAVEMENT WHEN TRENCHING PARALLEL TO THE ROADWAY.
2. CONTACT THE REGIONAL ITS ENGINEER AT (336) 315–7080 TO CONFIRM THE LOCATION OF THE CCTVS.
3. DO NOT INSTALL CONDUIT OR JUNCTION BOXES UNTIL THE LOCATION OF THE CCTV CAMERA HAS BEEN CONFIRMED BY THE REGIONAL ITS ENGINEER.
4. MOUNT THE CCTV CAMERAS 45' ABOVE GRADE.
5. INSTALL A LEVEL CONCRETE TECHNICIAN PAD MEASURING A MINIMUM OF 4 INCHES THICK, 24 INCHES WIDE AND 36 INCHES LONG AT THE FRONT DOORS OF THE CCTV EQUIPMENT CABINETS. SEE TYPICAL DETAILS SHEET.
6. INSTALL CONDUITS FOR FEEDER CONDUCTORS AND FIBER OPTIC CABLE IN THE SAME BORE AND /OR TRENCH. USE SEPARATE CONDUITS, RED FOR POWER AND ORANGE FOR COMMUNICATIONS.
7. CONTACT GARY VONCANNON (DUKE ENERGY) AT (336) 632–3848 TO OBTAIN POWER TO ELECTRICAL SERVICE.

HNTB
HNTB NORTH CAROLINA, P.C.
343 E. Six Forks Road, Suite 200
Raleigh, North Carolina 27609
NC License No: C-1554

DOCUMENT NOT CONSIDERED FINAL UNLESS ALL SIGNATURES COMPLETED

Plans Prepared for: Transportation Mobility and Safety Division — Intermodal Transportation Systems — STATE OF NORTH CAROLINA DEPARTMENT OF TRANSPORTATION
750 N. Greenfield Pkwy., Garner, NC 27529

SCALE 0 50 1"=50'

CABLE ROUTING PLAN

DIVISION 7 GUILFORD CO. GREENSBORO

PLAN DATE:	APRIL 2016	REVIEWED BY:	A.D. KLINKSIEK
PREPARED BY:	T.R. TERRELL	REVIEWED BY:	H.L. WINSTEAD

REVISIONS	INIT.	DATE

SEAL: NORTH CAROLINA PROFESSIONAL SEAL 07983 ENGINEER HARVEY L. WINSTEAD, JR.

DocuSigned by: H.L. Winstead, Jr. 4/25/2016
ESS5D0A7CV2A
SIGNATURE DATE

CADD Filename: U2524D_ITS-19.dgn