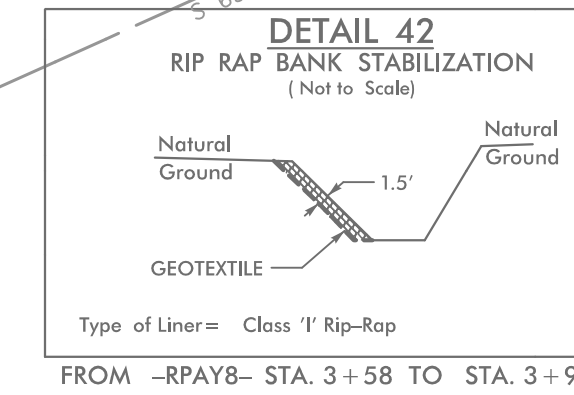
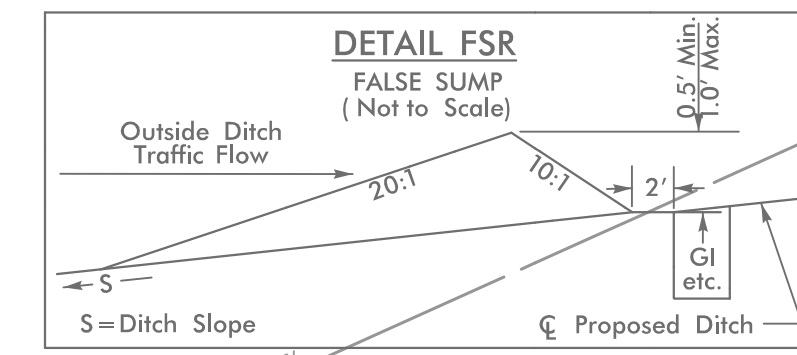
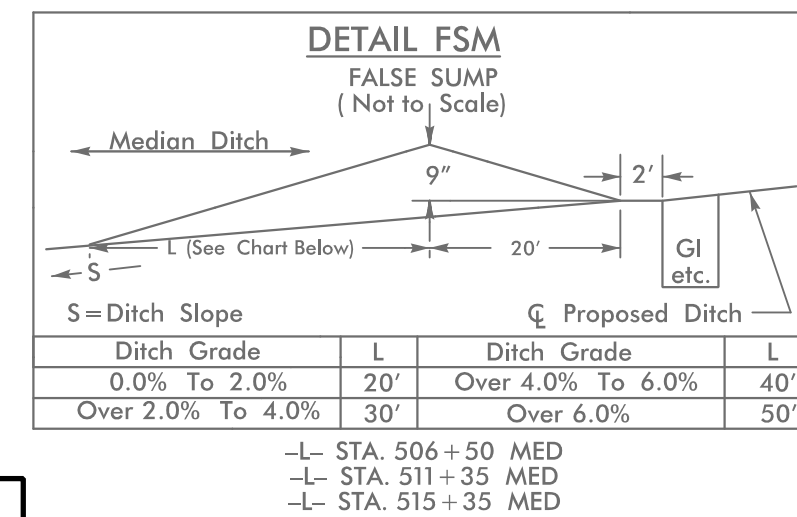
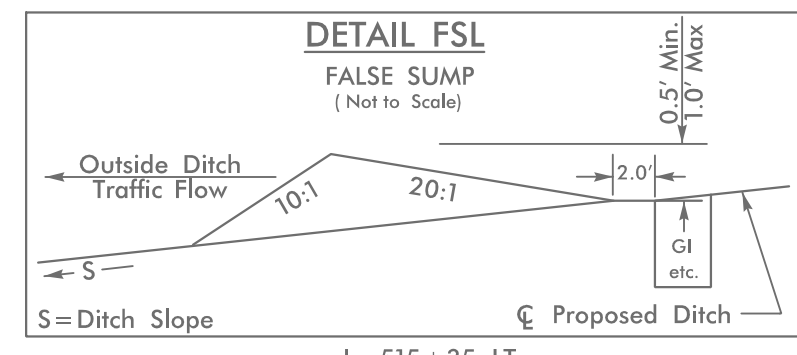
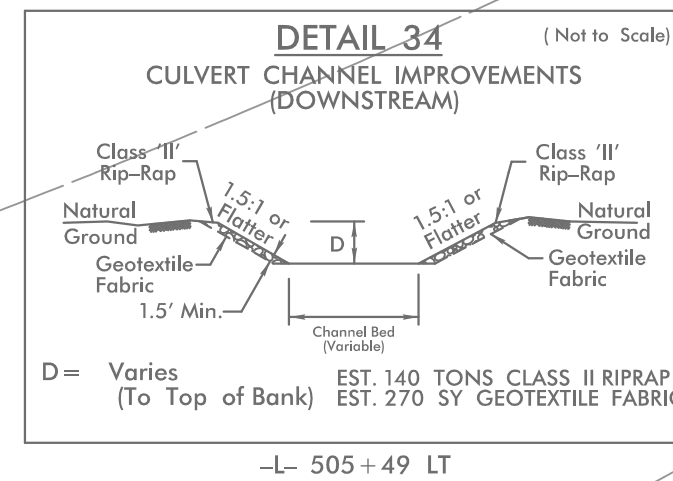


INSTALL MATTING FOR EROSION CONTROL IN PROPOSED DITCH LINES. (SEE MATTING SUMMARY)

UTILIZE FABRIC INSERT INLET PROTECTION DEVICE IN LIEU OF ROCK INLET SEDIMENT TRAP TYPE 'C' TO AVOID IMPOUNDING RUNOFF ON ROADWAY OPEN TO PUBLIC AND AS DIRECTED.



Place Matting for Erosion Control on Slope as Work Allows.
 -L- 505+00 LT. to -L- 511+00 LT.
 -RPDY8- 3+50 LT. to -RPAY8- 4+76 LT.

60 x 30 x 3
 1.5 inch Skimmer
 with 1.25 inch
 Orifice Diameter
 7 ft. weir
 ID 10.6

55 x 15 x 2
 Qty:2 ID 10.4

60 x 15 x 2
 Qty:2 ID 10.3

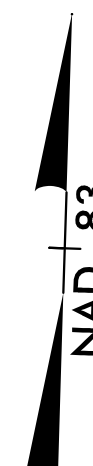
80 x 16 x 2
 Qty:2 ID 10.5

70 x 16 x 2
 ID 10.7

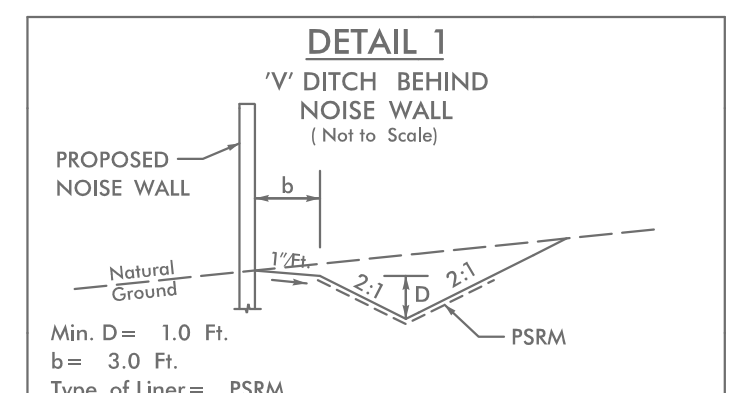
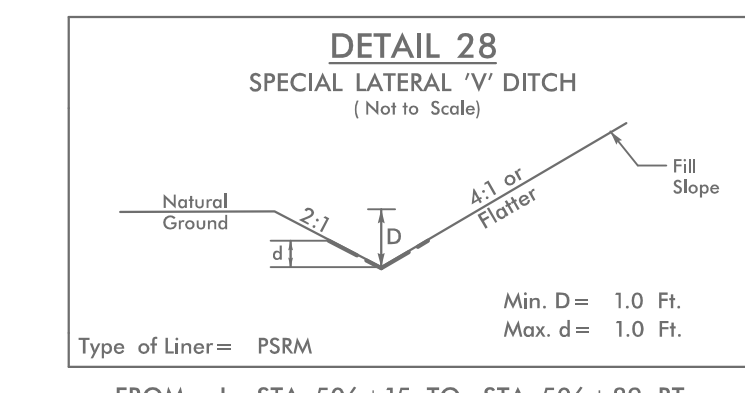
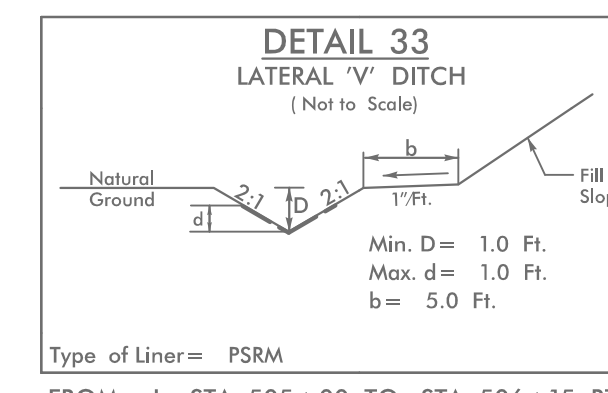
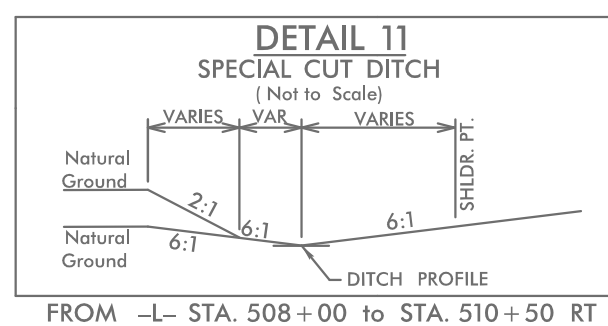
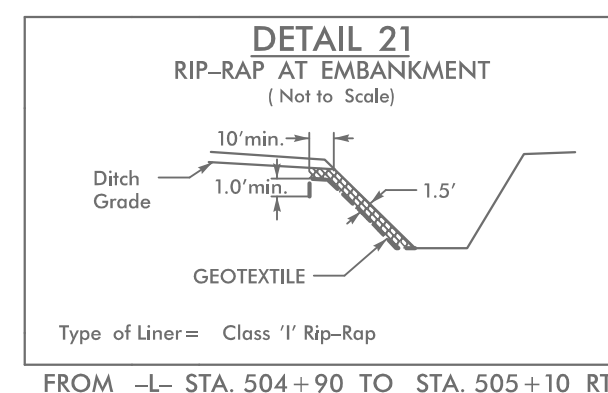
68 x 16 x 2
 ID 10.8

MATCH LINE -L- STA 505+00 SEE SHEET 9

MATCH LINE -L- STA 519+00 SEE SHEET 10A



10/19/16 AM 11:25:24D_EC_PSH_110.dgn



NOTE:
 SEE SHEET 2B-2 FOR CURVE DATA
 SEE SHEET 18 & 19 FOR -L- PROFILE
 SEE SHEET 24 FOR RPAY8 PROFILE
 SEE SHEET 27 FOR RPDY8 PROFILE