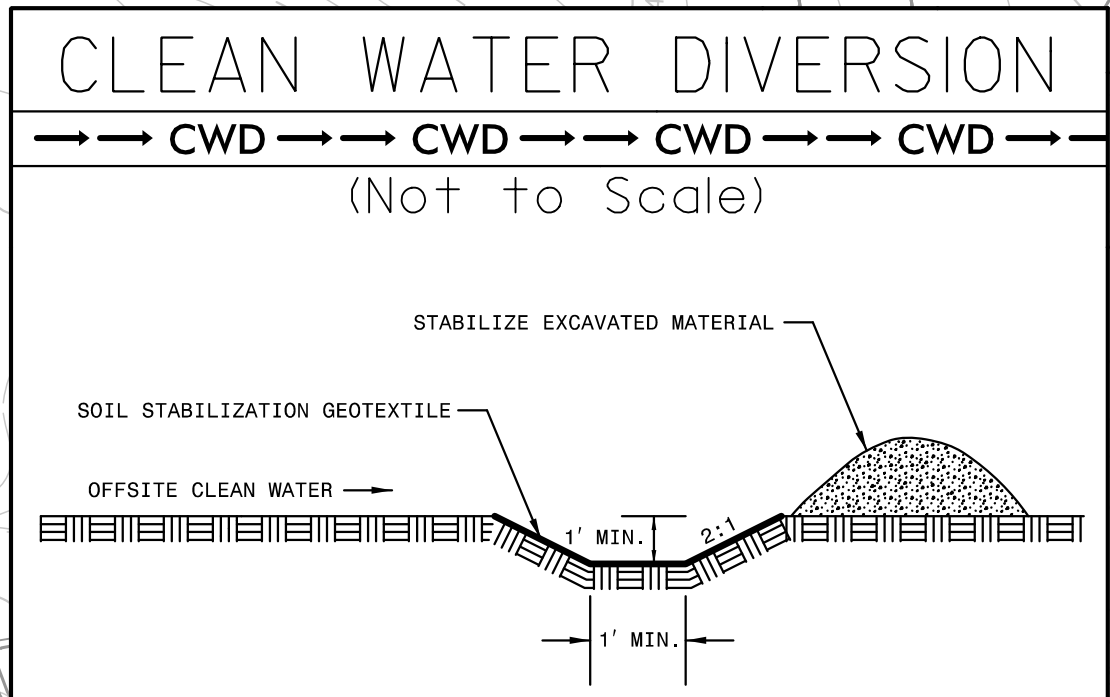
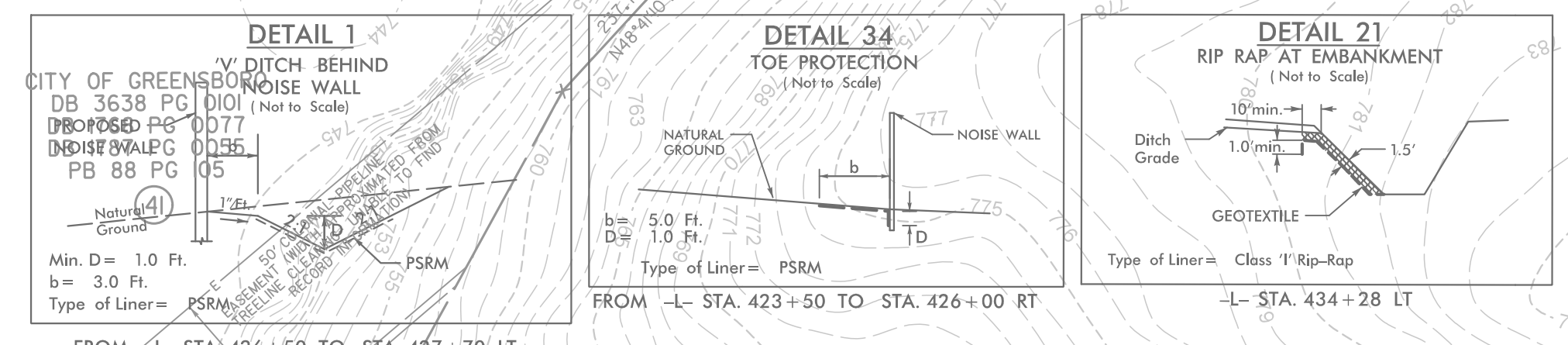


PROJECT REFERENCE NO.	SHEET NO.
U-2524D	EC-5/CONST.5
RW SHEET NO.	
ROADWAY DESIGN ENGINEER	HYDRAULICS ENGINEER



CLEARING AND GRUBBING EROSION CONTROL FOR CONSTRUCTION SHEET 05

25 x 93 x 2
1.5 inch Skimmer
with 1.0 inch
Orifice Diameter
9 ft. weir
ID 5.4

Temporary Rock
Sediment
Dam Type A
6 ft. weir height!

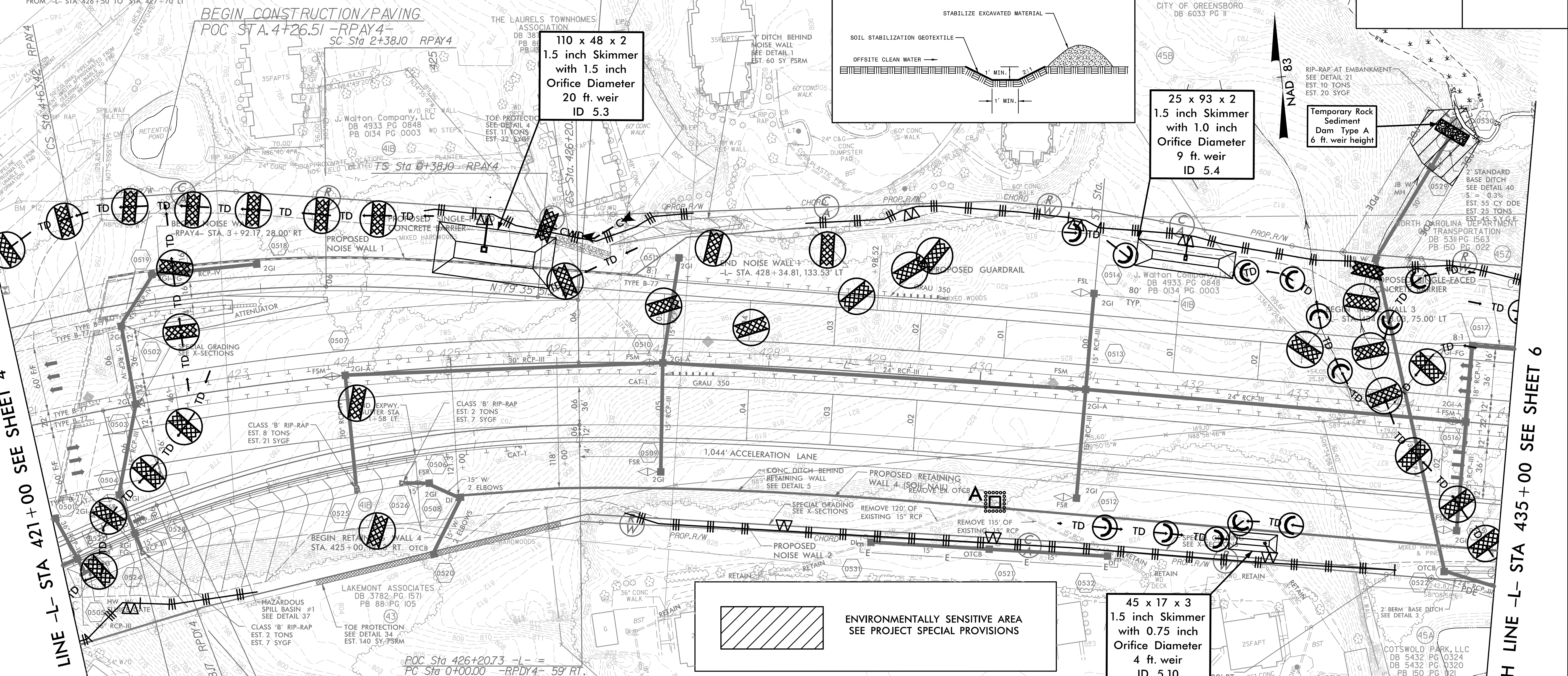
110 x 48 x 2
1.5 inch Skimmer
with 1.5 inch
Orifice Diameter
20 ft. weir
ID 5.3

ENVIRONMENTALLY SENSITIVE AREA
SEE PROJECT SPECIAL PROVISIONS

45 x 17 x 3
1.5 inch Skimmer
with 0.75 inch
Orifice Diameter
4 ft. weir
ID 5.10

MATCH LINE -L- STA 421+00 SEE SHEET 4

MATCH LINE -L- STA 435+00 SEE SHEET 6



NOTE: PLACE TEMPORARY ROCK SEDIMENT DAMS TYPE - B AND TEMPORARY ROCK SILT CHECKS TYPE - A AT DRAINAGE OUTLETS.

NOTE:
SEE SHEET 2B-2 FOR CURVE DATA
SEE SHEET 15 & 16 FOR -L- PROFILE
SEE SHEET 23 FOR RPY4 PROFILE
SEE SHEET 23 FOR RPDY4 PROFILE

