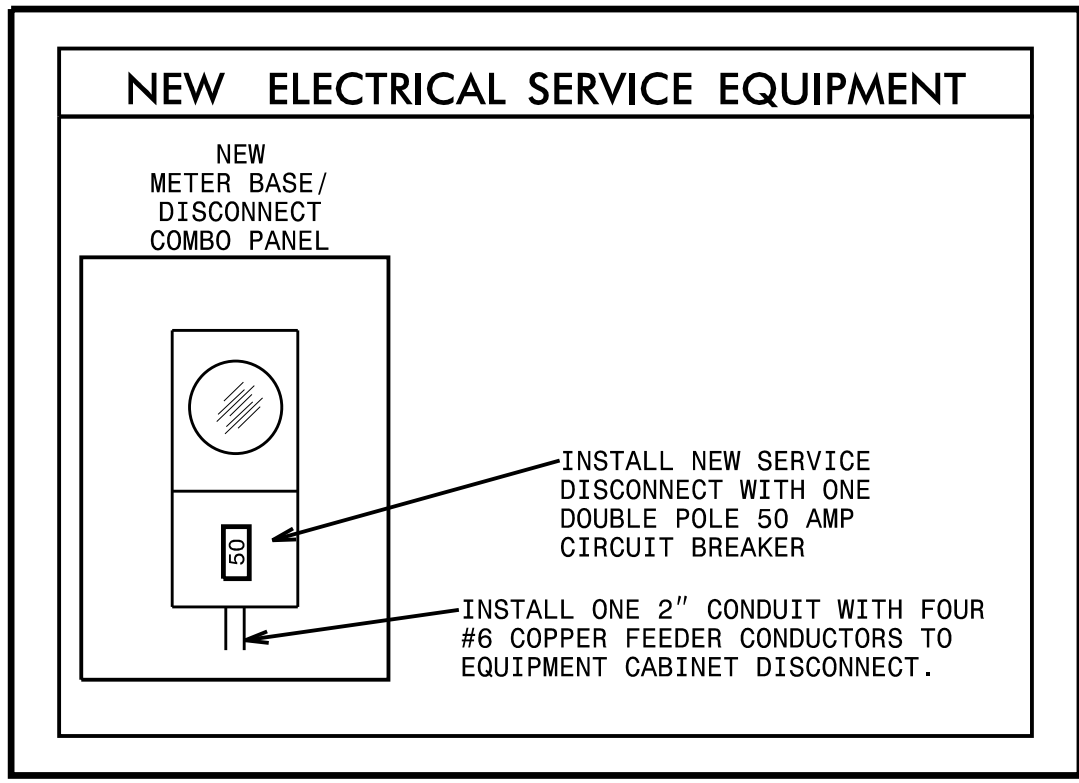
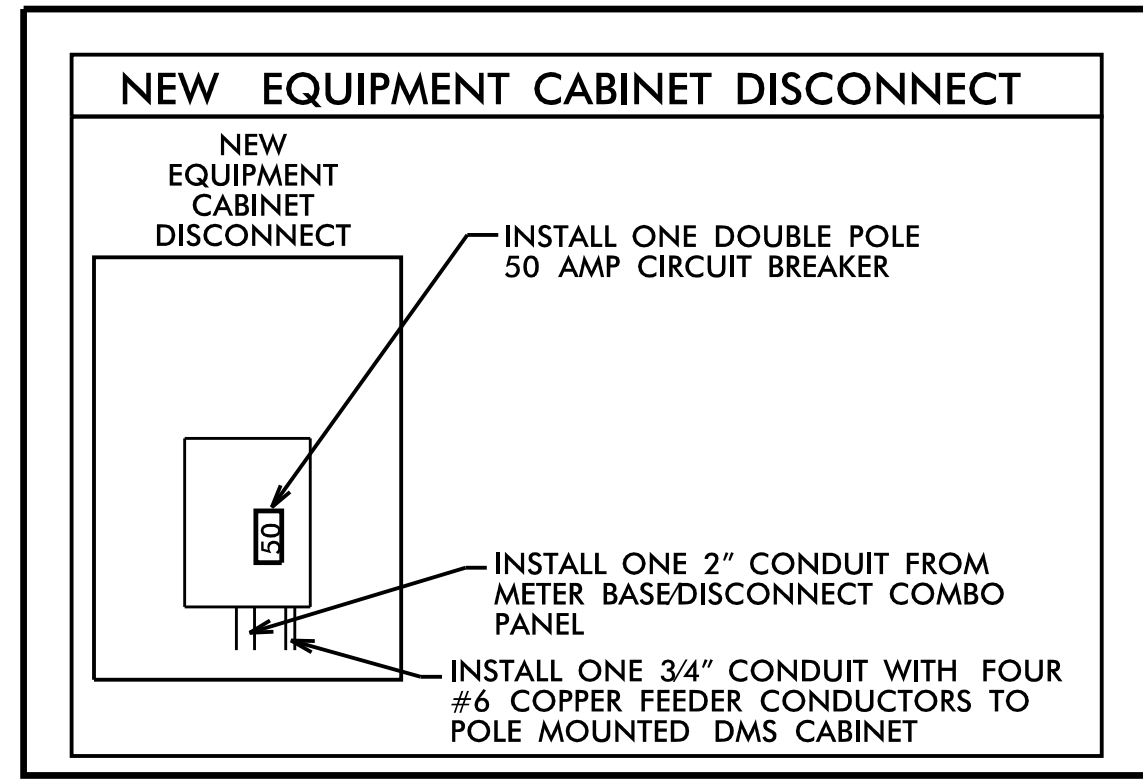


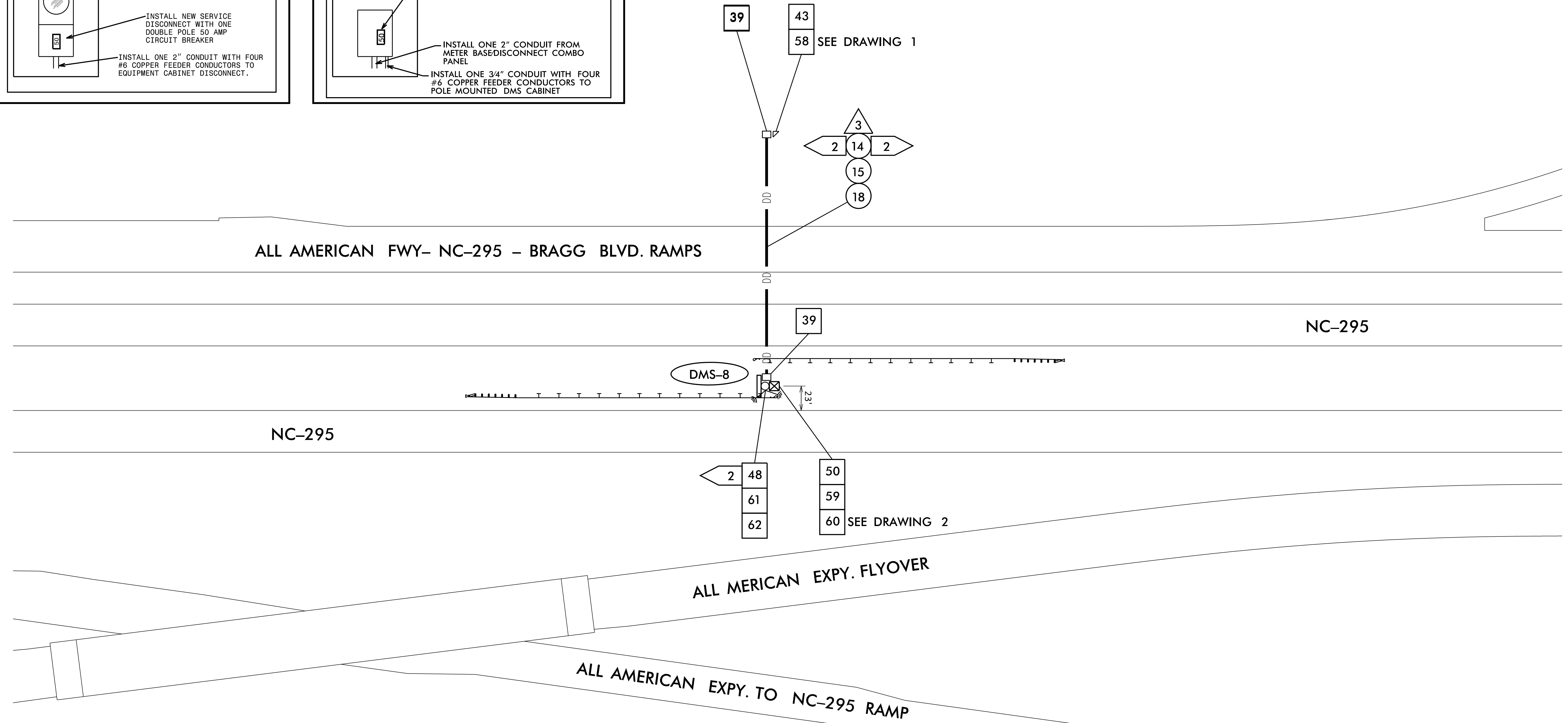
DRAWING 1



DRAWING 2



**GPS COORDINATES**  
35.112657,  
-78.967367



- NOTES:**
- CONTACT DIVISION 6 TRAFFIC ENGINEER AT (919) 486-1452 TO CONFIRM LOCATION OF NEW DEVICE.
  - INSTALL NEW DMS WALKWAY, LADDER, AND POLE MOUNTED CABINET ON NEW DMS STRUCTURE.
  - ELECTRICAL SERVICE DETAILS AND CONSTRUCTION METHODS DEPICT FIELD CONDITIONS AT THE TIME OF DESIGN. CONTRACTOR TO VERIFY ACTUAL CONDITIONS AT THE TIME OF CONSTRUCTION AND OBTAIN APPROVAL FROM ENGINEER PRIOR TO MAKING ANY CHANGES.
  - INSTALL NEW GROUNDING SYSTEM AS SHOWN ON SHEET ITS-9 AND AS DESCRIBED IN THE PROJECT SPECIAL PROVISIONS.
  - INSTALL CONDUITS FOR FEEDER CONDUCTORS AND FIBER OPTIC CABLE IN SAME BORE AND TRENCH. USE SEPERATE CONDUITS AND SEPERATE JUNCTION BOXES FOR POWER AND COMMUNICATIONS.
  - MAINTAIN A MINIMUM OF SIX (6) FEET FROM THE EDGE OF PAVEMENT WHEN TRENCHING PARALLEL TO THE ROADWAY UNLESS OTHERWISE NOTED ON THE PLANS.
  - SEE SHEET ITS-30 FOR GUARDRAIL INSTALLATION.

6/30/2016 12:38:06 PM jerry.cross KARAL\_TPTD\_ITS\_01036317 - NCDOT I-295 ITS Plans X-0002F\_ITS\_psh\_27.dgn

**Kimley»Horn**  
NC License #F-0102  
P.O. Box 33068  
Raleigh, NC 27636  
Tel: (919) 677-2000  
Fax: (919) 677-2050

	<b>NC-295 FAYETTEVILLE OUTER LOOP ITS</b> <b>ITS DEVICE INSTALLATION PLAN</b>		
	DIVISION 06 CUMBERLAND COUNTY		
PLAN DATE: JUNE 2016	REVIEWED BY:		KEVIN W. SMITH 6/30/2016
PREPARED BY: J. CROSS	REVIEWED BY: K. SMITH		
REVISIONS	INIT.	DATE	SIGNATURE
_____	_____	_____	_____