

**This electronic collection of documents is provided
for the convenience of the user
and is Not a Certified Document –**

**The documents contained herein were originally issued
and sealed by the individuals whose names and license
numbers appear on each page, on the dates appearing
with their signature on that page.**

**This file or an individual page
shall not be considered a certified document.**

**STATE OF NORTH CAROLINA
DEPARTMENT OF TRANSPORTATION**

SIGNING PLAN

CUMBERLAND COUNTY

**LOCATION: BRIDGE NO. 116 OVER CSX RR, NORFOLK SOUTHERN RR,
AND HILLSBORO STREET ON NC 24/210**

PROJECT REFERENCE NO. B-4490	SHEET NO. SIGN-1
APPROVED: <i>Ayman Alqudwah</i> <small>F32ACSCAF95472</small>	
DATE: 3/17/2016	
SEAL	

T.I.P.: B-4490

CONTRACT: 8.1444501

ROADWAY STANDARD DRAWING

THE FOLLOWING ROADWAY STANDARDS AS APPEAR IN "ROADWAY STANDARD DRAWINGS" - PROJECT SERVICES UNIT - N.C. DEPARTMENT OF TRANSPORTATION - RALEIGH, N.C., DATED JANUARY 2012 ARE APPLICABLE TO THIS PROJECT AND BY REFERENCE HEREBY ARE CONSIDERED A PART OF THESE PLANS:

STD. NO.	TITLE
901.50	ARROWS AND SHIELDS
903.10	GROUND MOUNTED SIGN SUPPORTS
904.10	ORIENTATION OF GROUND MOUNTED SIGNS
904.50	MOUNTING OF TYPE 'D', 'E' AND 'F' SIGNS ON 'U' CHANNEL POSTS

GENERAL NOTES

- . SIGNS FURNISHED BY STATE
- . ALL TYPE 'D' SIGNS SHALL BE MOUNTED ON TWO U-CHANNEL POSTS UNLESS OTHERWISE INDICATED ON THE PLANS.
- . IF REMOVAL OR RELOCATION OF SIGNS ON PRIVATE STREET (NON-STATE MAINTAINED) IS REQUIRED DUE TO CONSTRUCTION, THE CONTRACTOR SHALL INFORM THE ENGINEER. THE WORK WILL BE COMPLETED BY OTHERS.
- . WHEN NOT STATIONED OR DIMENSIONED ON PLANS, ALL 'E' AND 'F' SIGNS SHALL BE FIELD LOCATED BY THE ENGINEER
- . THE BACKGROUND FOR TYPE E & F SIGNS SHALL BE TYPE C REFLECTIVE SHEETING.
- . SEE ROADWAY PLANS FOR GUARD/GUIDE RAIL DETAILS.

SUMMARY OF QUANTITIES

ITEM NO.		ITEM DESCRIPTION	QUANTITY	UNIT
DESC. NO.	SECT. NO.			
4072000000	903	SUPPORTS, 3 LB STEEL U-CHANNEL	620	L.F.
4096000000	904	SIGN ERECTION, TYPE D	2	EA.
4102000000	904	SIGN ERECTION, TYPE E	17	EA.
4108000000	904	SIGN ERECTION, TYPE F	6	EA.


INDEX

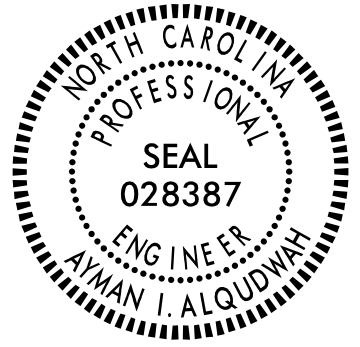
SHEET NO.	DESCRIPTION
SIGN-1	TITLE SHEET
SIGN-2	TYPE D SIGNS
SIGN-3	TYPE E SIGNS
SIGN-3A	TYPE F SIGNS
SIGN-4-6	SIGNING PLAN SHEETS

PLAN PREPARED BY: N.C.D.O.T. SIGNING AND DELINEATION UNIT

Ayman I. Alqudwah P.E. SIGNING & DELINEATION REGIONAL ENGINEER

Barry Nowlin SIGNING & DELINEATION PROJECT DESIGNER





SIGN NUMBER: 301 **BACKG COLOR:** Brown
TYPE: B **COPY COLOR:** Brown
QUANTITY: 1

SYMBOL	X	Y	WID	HT
AR_Type D	19.4	2.2	6	9

SIGN WIDTH: 4'-0"
HEIGHT: 4'-0"
TOTAL AREA: 16.0 Sq.Ft.

BORDER TYPE: FLUSH
RECESS: 0"
WIDTH: 0.75"
RADII: 3"

NO. Z BARS: 2
LENGTH: 40.0

MAT'L: 0.125" (3.2 mm) ALUMINUM

DESIGN BY: B. Nowlin **CHECKED BY:** **May 20, 2015**
PROJECT ID: B-4490 **LOCATION:** DIV 6 **DIV:** 6

USE NOTES:
1. Legend and border (except those that are colored black) shall be direct applied Grade C sheeting.
2. Background shall be Grade C reflective sheeting.

Spacing Factor is 1 unless specified otherwise

LETTER POSITIONS

Letter spacings are to start of next letter											Series/Size Text Length	
9	5.9	2.2	3	4.3	4.6	3	4.4	3.5	8.1		D 2000	
											31	
6.2	5.3	6	5	4.3	4.1	4.3	1.9	4.6	1	5.3	D 2000	
											36.5	
5.2	5.5	4.3	4.4	2.7	4	3.1	1.9	4.6	4.3	2.8	5.2	D 2000
											37.6	
9.5	5.9	4.4	3.4	4.3	4.7	5.9	9.8				D 2000	
											28.7	

FILENAME: B-4490_Sgn_SGN_designs NORTH CAROLINA D.O.T. SIGN DETAIL

SIGN NUMBER: 302 **BACKG COLOR:** Green
TYPE: D **COPY COLOR:** Green
QUANTITY: 1

SYMBOL	X	Y	WID	HT
AR_Type D	5.2	9	6	9

SIGN WIDTH: 6'-6"
HEIGHT: 2'-0"
TOTAL AREA: 13.0 Sq.Ft.

BORDER TYPE: FLUSH
RECESS: 0"
WIDTH: 1"
RADII: 3"

NO. Z BARS: 2
LENGTH: 40.0

MAT'L: 0.125" (3.2 mm) ALUMINUM

DESIGN BY: B. Nowlin **CHECKED BY:** **May 20, 2015**
PROJECT ID: B-4490 **LOCATION:** DIV 6 **DIV:** 6

USE NOTES:
1. Legend and border (except those that are colored black) shall be direct applied Grade C sheeting.
2. Background shall be Grade C reflective sheeting.

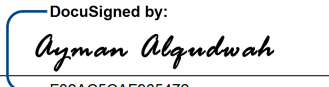
Spacing Factor is 1 unless specified otherwise

LETTER POSITIONS

Letter spacings are to start of next letter													Series/Size Text Length			
18.9	5.2	4.6	2.5	3.1	3.5	6	5	4.6	2.8	4.6	2.2	2.2	4.4	3.4	5.3	D 2000
																53.9
20.3	5.1	3.8	2.8	4.4	2.7	4.6	4.3	2.8	6	4.6	4.6	3	3.8	5.3		D 2000
																52.5

FILENAME: B-4490_Sgn_SGN_designs NORTH CAROLINA D.O.T. SIGN DETAIL


TYPE D SIGNS

APPROVED: 
DocuSigned by:
Ayman Alquodmani
F32AC5CAF965472

DATE: 8/31/2015



401 QUANTITY REQ'D 5




TWO "U" POSTS PER SIGN

402 QUANTITY REQ'D 7



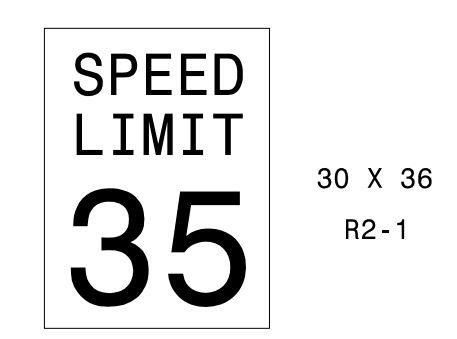
MOUNTED ABOVE 401 IN THREE APPLICATIONS
TWO "U" POST PER SIGN

403 QUANTITY REQ'D 1



ONE "U" POST PER SIGN

404 QUANTITY REQ'D 4




ONE "U" POST PER SIGN

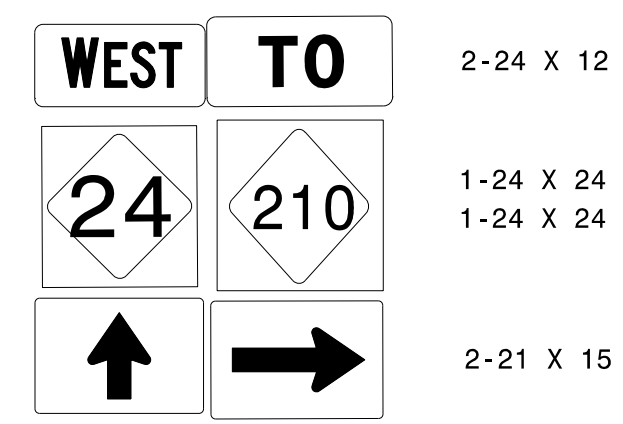
TYPE "E" SIGNS

APPROVED: *Ayman Alqudwah*

DATE: 8/31/2015

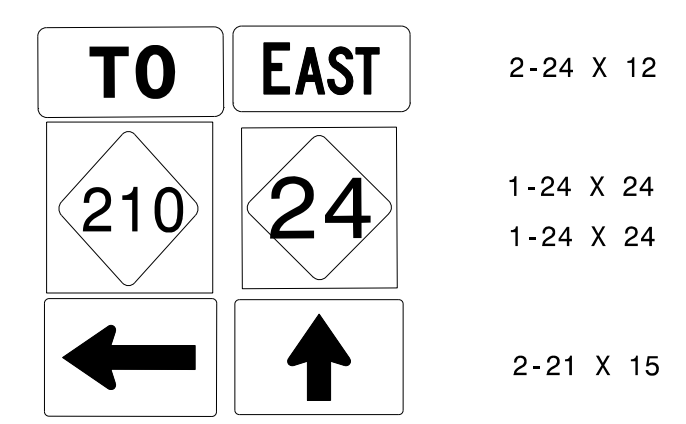


501 QUANTITY REQ'D 1



TWO "U" POSTS PER SIGN

505 QUANTITY REQ'D 1



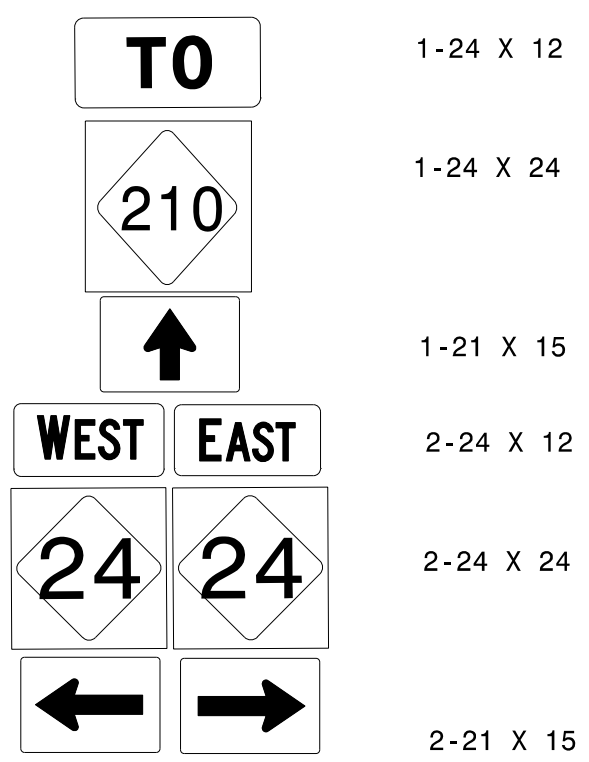
TWO "U" POSTS PER SIGN

502 QUANTITY REQ'D 2



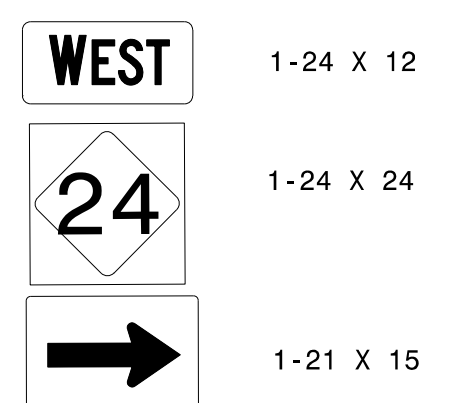
ONE "U" POST PER SIGN

503 QUANTITY REQ'D 1



TWO "U" POSTS PER SIGN

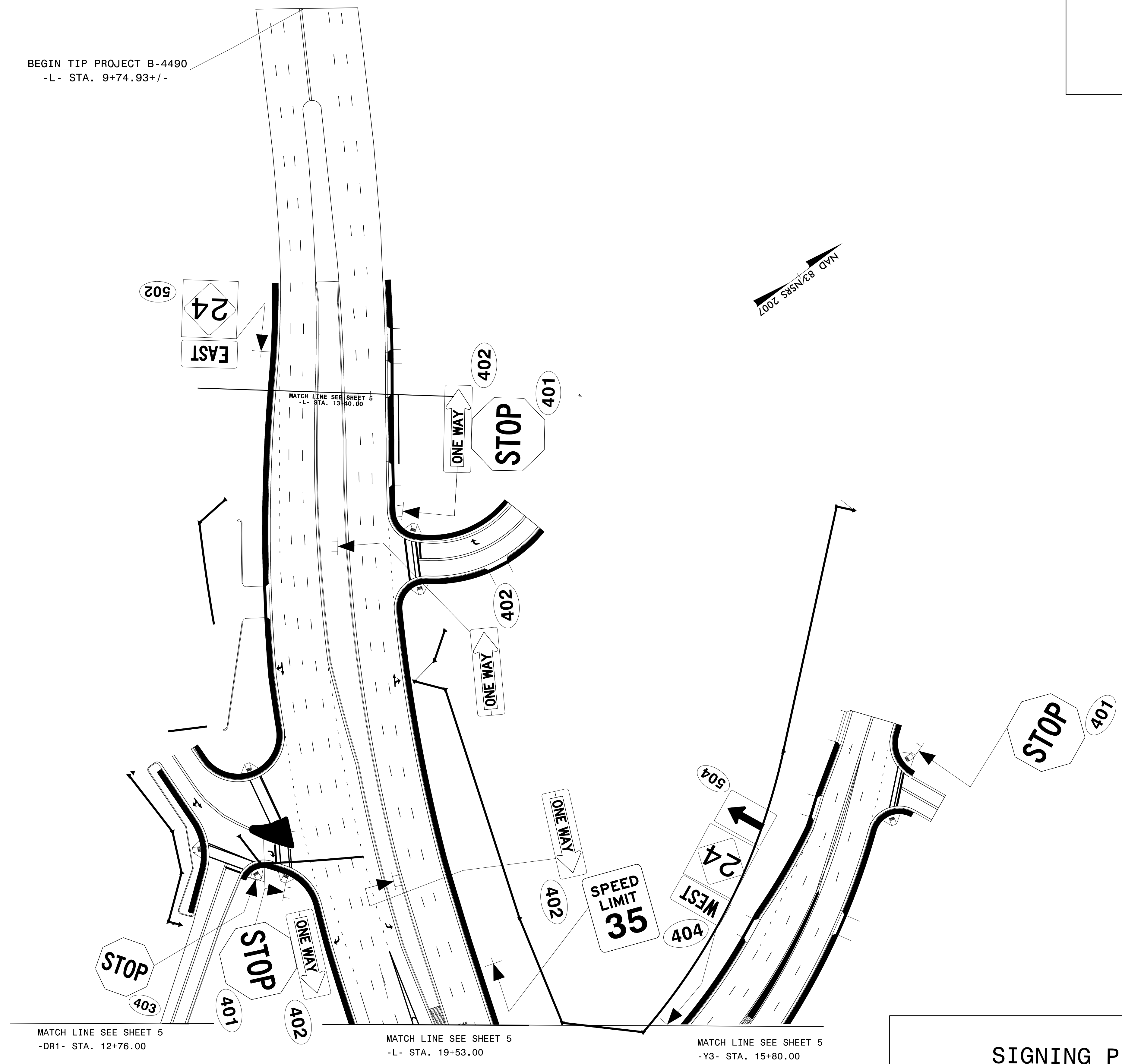
504 QUANTITY REQ'D 1



ONE "U" POSTS PER SIGN

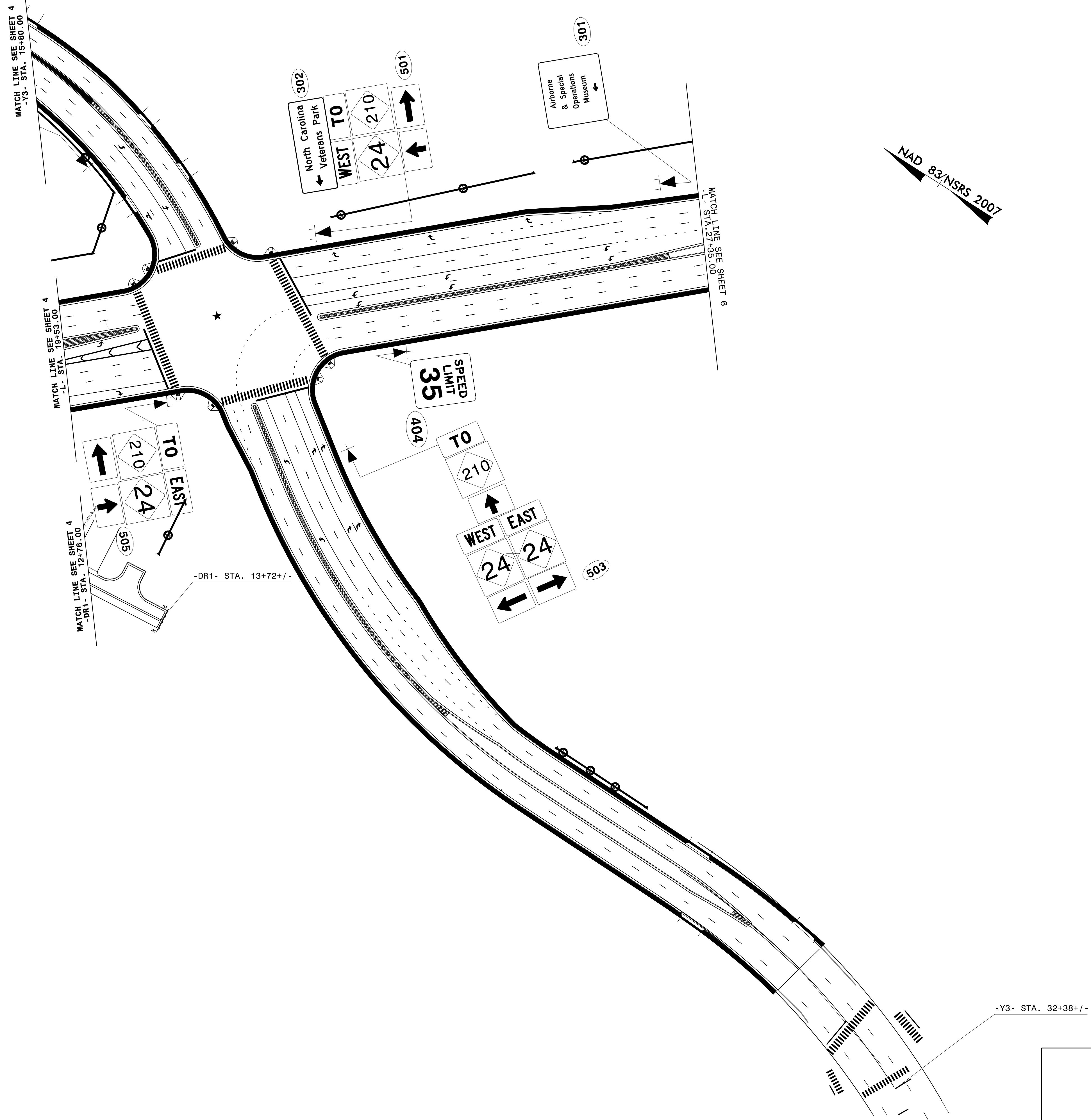
TYPE "F" SIGNS

BEGIN TIP PROJECT B-4490
-L- STA. 9+74.93+/-



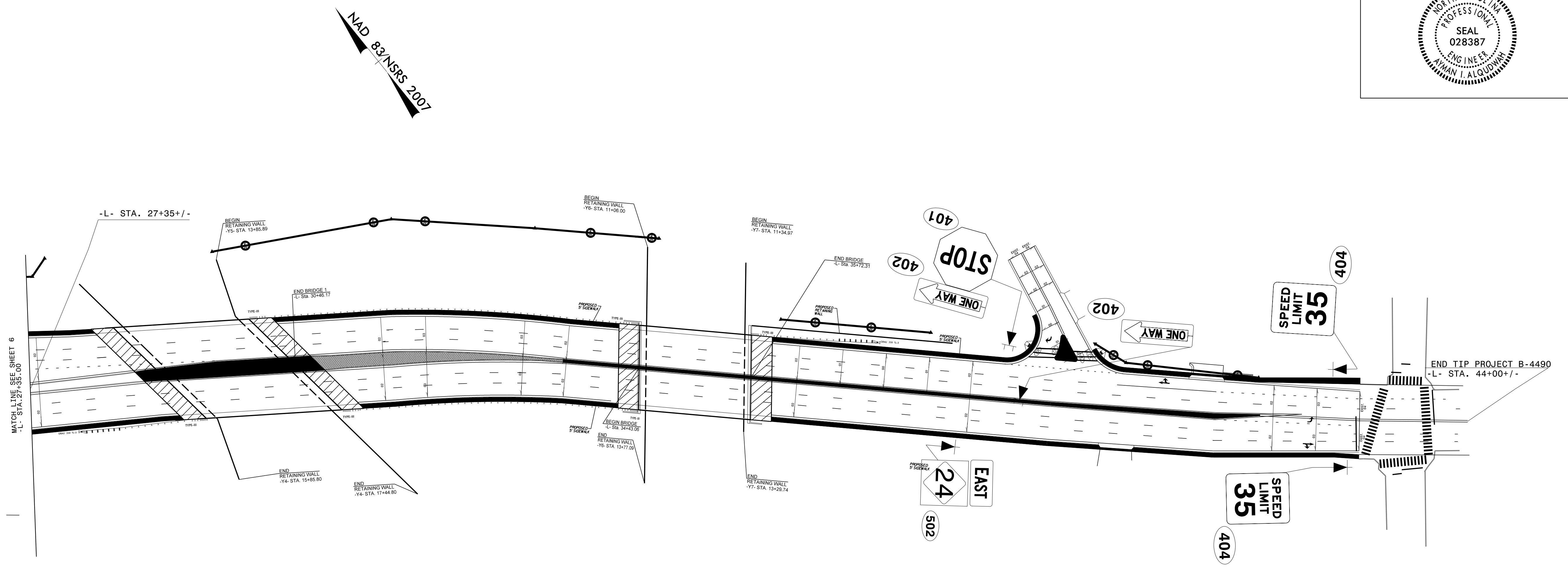

SIGNING PLAN SHEET

8/31/2015
F:\I\Office\Signing\CADD\Signing Layout Plans\New 90 % FILES\B-4490_Sgn_SGN.L5.dgn
User:hbrown



TIP NO. B-4490	SHEET NO. SIGN-5
DocuSigned by: <i>Ayman Alqudwa</i> F32AC5CAF96472...	
APPROVED:	
DATE: 8/31/2015	
SEAL	

SIGNING PLAN SHEET



8/31/2015
 P:\1\Office\Signing\CADD\Signing Layout Plans\New 90 % FILES\B-4490_Sgn_SON_6.dgn
 User:bnwlin

SIGNING PLAN SHEET