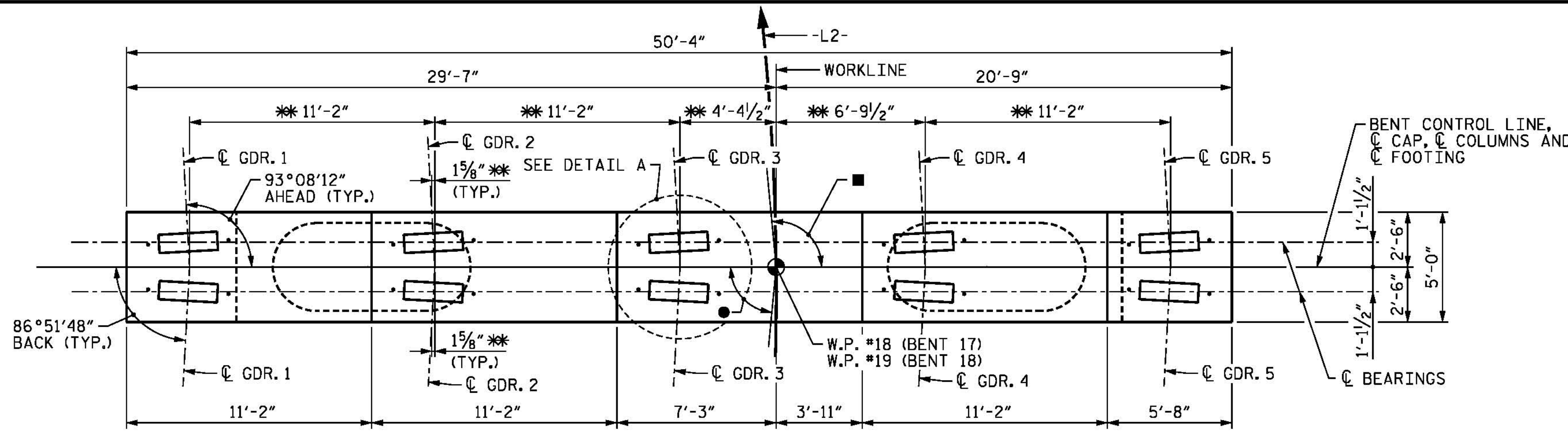
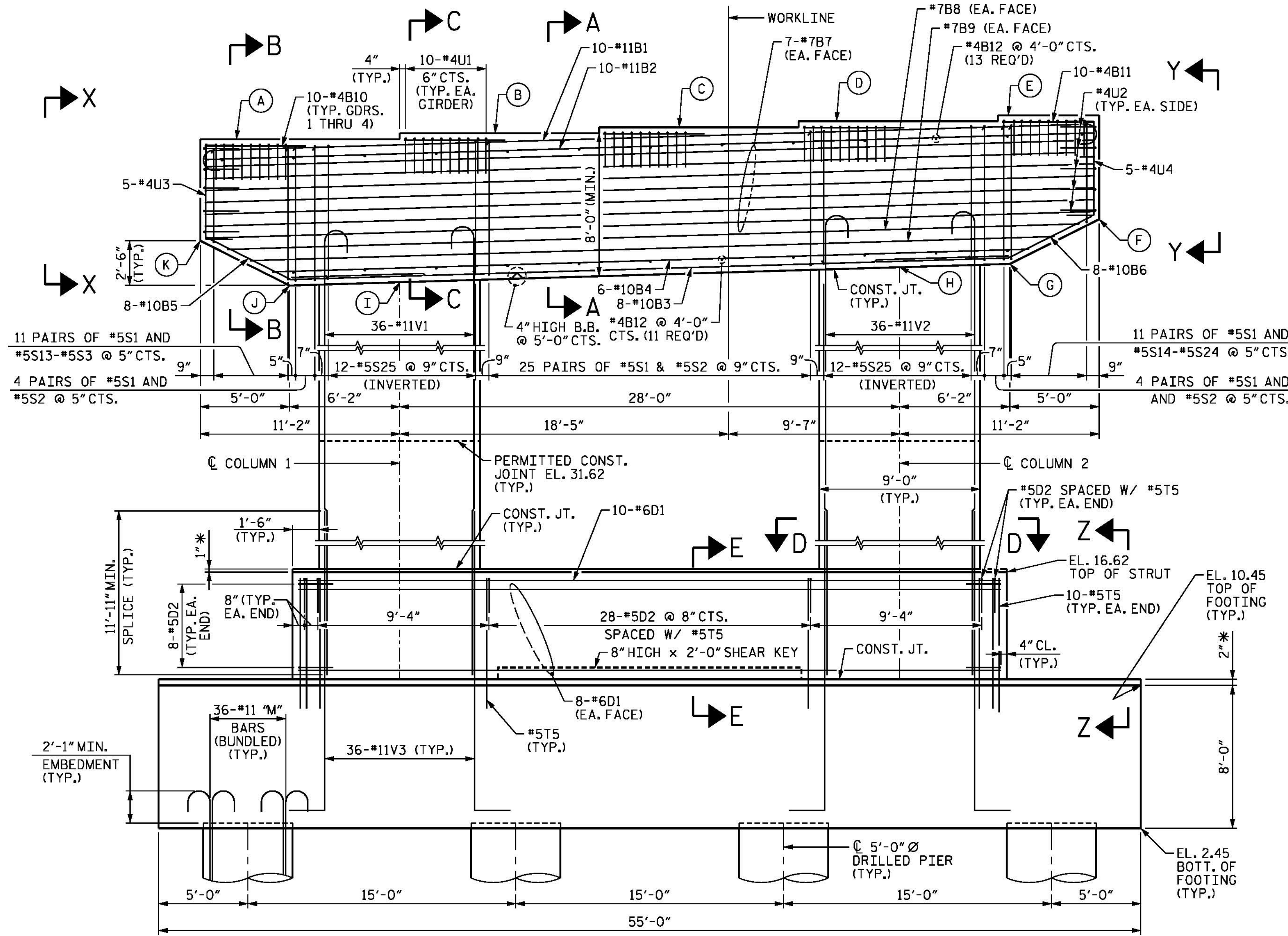


NOTES

STIRRUPS AND "U" BARS IN CAP MAY BE SHIFTED AS NECESSARY TO CLEAR ANCHOR BOLTS.
 HOOKS ON "V" AND "M" BARS MAY BE TURNED AS NECESSARY FOR PLACING REINFORCING STEEL.
 "T" BARS IN FOOTING MAY BE SHIFTED AS NECESSARY TO CLEAR COLUMN AND DRILLED PIER REINFORCEMENT.
 FOR FOUNDATION NOTES, SEE "FOUNDATION NOTES" SHEET.
 FOR SECTIONS AND VIEWS, SEE SHEET 2 OF 5 AND SHEET 3 OF 5.
 FOR FOOTING AND DRILLED PIER REINFORCING DETAILS, SEE SHEET 3 OF 5 AND SHEET 4 OF 5.
 * THE FOOTING AND STRUT ARE SLOPED TO DRAIN.
 ALL STEEL IN THE DRILLED PIERS IS INCLUDED IN THE PAY ITEMS FOR "EPOXY COATED REINFORCING STEEL" AND "EPOXY COATED SPIRAL COLUMN REINFORCING STEEL".
 THE CONTRACTOR'S ATTENTION IS CALLED TO THE FACT THAT THE LONGITUDINAL REINFORCEMENT FOR THE DRILLED PIERS IS DETAILED WITH 3 FEET OF EXTRA LENGTH.
 NO SEPARATE PAYMENT SHALL BE MADE FOR ANY ADDITIONAL STEEL REQUIRED IN CONSTRUCTION OF THE DRILLED PIER AS THIS IS CONSIDERED INCIDENTAL TO THE LINEAR FOOT PRICE FOR DRILLED PIER.
 FOR MASS CONCRETE, SEE SPECIAL PROVISIONS.



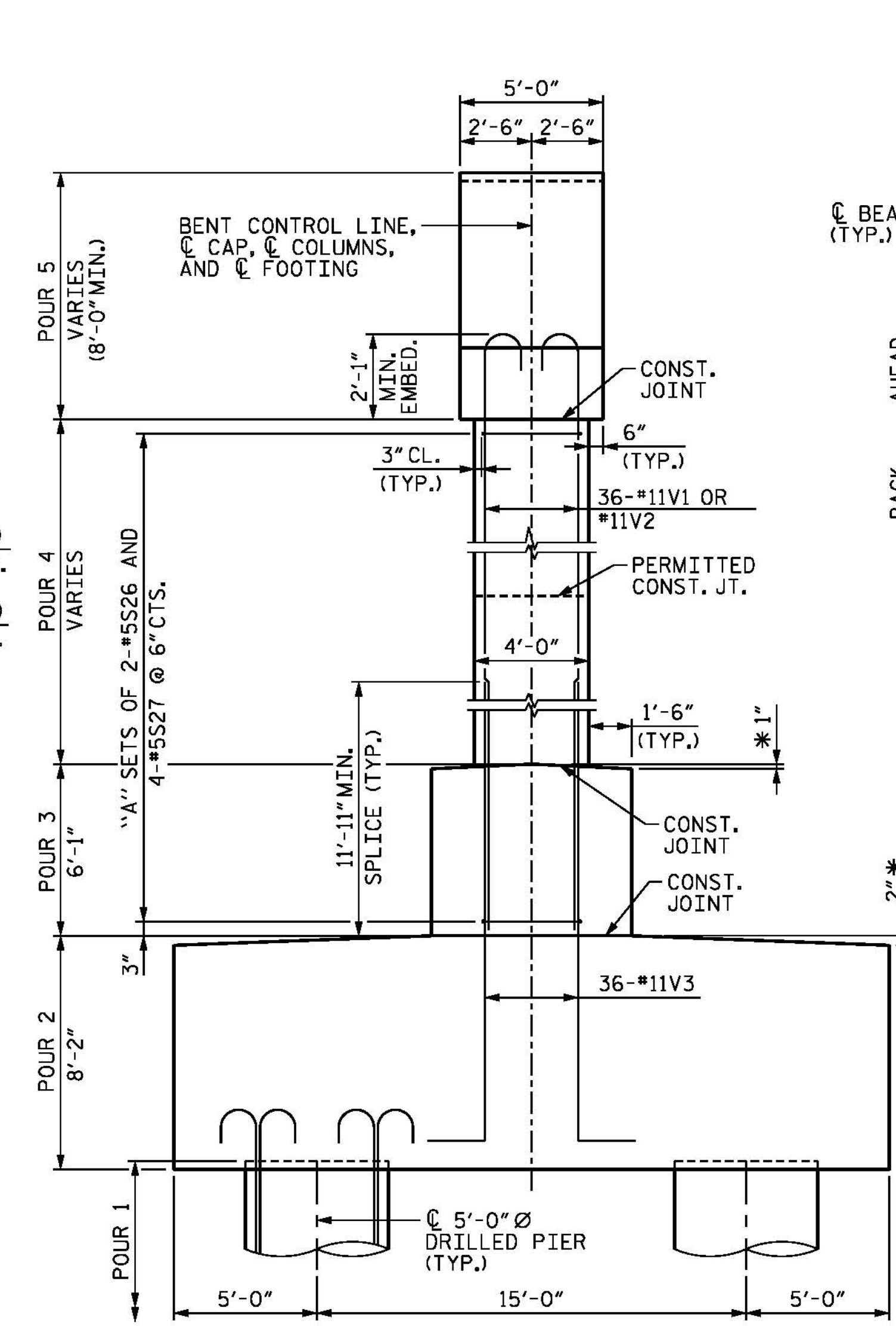
■ 93°08'12" TO SHORT CHORD (AHEAD)
 ● 86°51'48" TO SHORT CHORD (BACK)
PLAN
 ** MEASURED ALONG BENT CONTROL LINE



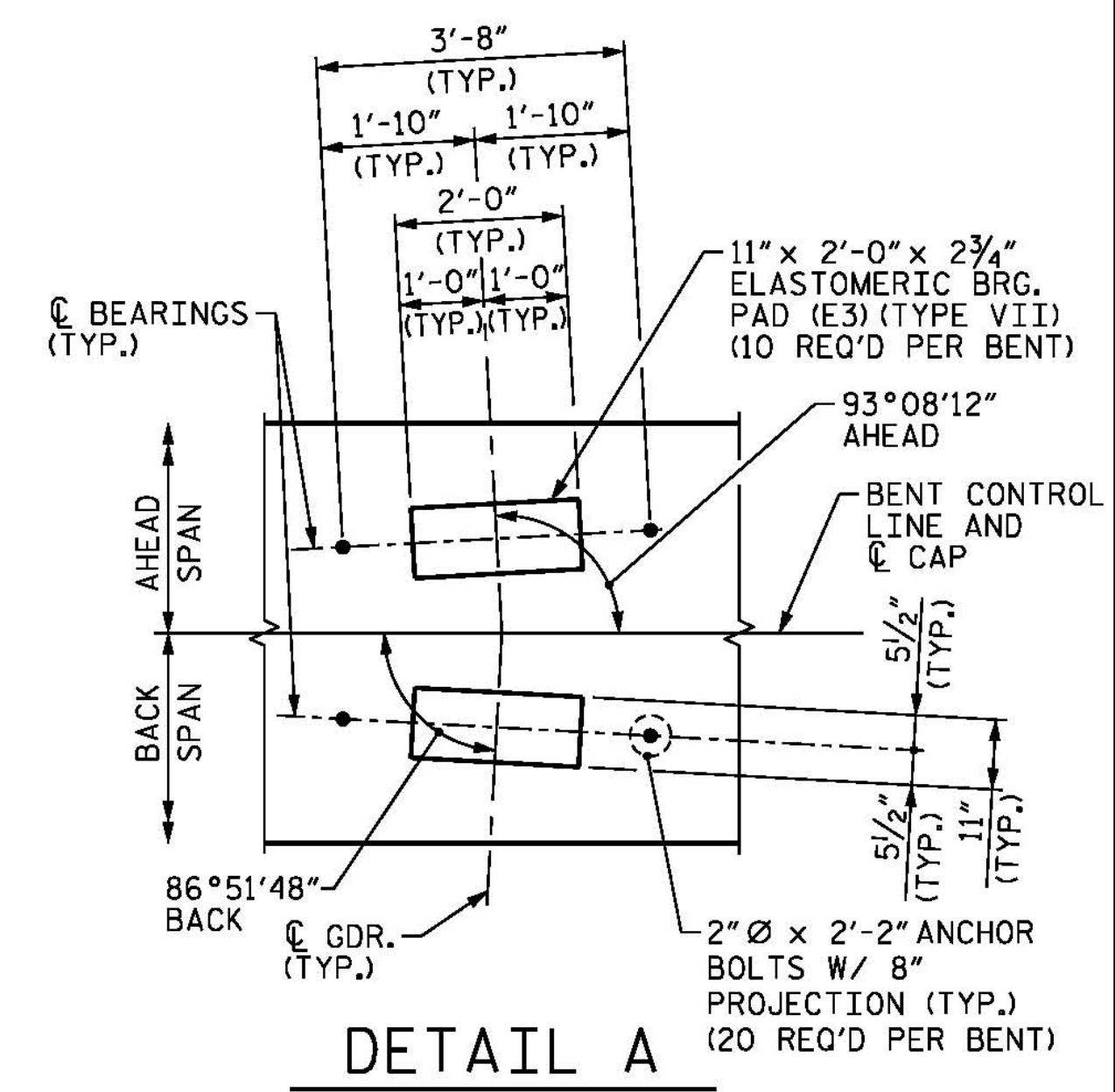
ELEVATION

FOOTING REINFORCEMENT NOT SHOWN FOR CLARITY, SEE SHEET 3 OF 5.

		ELEVATION TABLE										
BENT		A	B	C	D	E	F	G	H	I	J	K
17		60.47	60.80	61.14	61.47	61.81	55.99	53.49	53.31	52.47	52.29	54.79
18		55.07	55.40	55.74	56.07	56.41	50.60	48.10	47.91	47.07	46.89	49.39



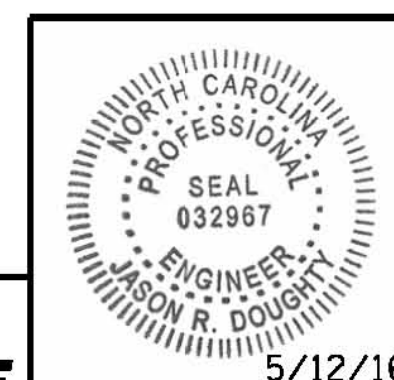
END VIEW



DETAIL A

BAR QUANTITY "A"	
BENT 17 COLUMN 1	83
BENT 17 COLUMN 2	85
BENT 18 COLUMN 1	72
BENT 18 COLUMN 2	74

PROJECT NO. B-4929
PENDER COUNTY
 STATION: 38+13.81 -L2-
 SHEET 1 OF 5



PARSONS BRINCKERHOFF
 434 FAYETTEVILLE STREET
 SUITE 1500
 RALEIGH, NC 27601
 LICENSE NO. F-0165

DocuSigned by:
 Jason R. Doughty
 00F1C98448274F7...

STATE OF NORTH CAROLINA
 DEPARTMENT OF TRANSPORTATION
 RALEIGH
 SUBSTRUCTURE
BENTS 17 AND 18
 PLAN AND ELEVATION

REVISIONS						SHEET NO.
NO.	BY:	DATE:	NO.	BY:	DATE:	
1			3			TOTAL SHEETS 278
2			4			S-180

DOCUMENT NOT CONSIDERED FINAL UNLESS ALL SIGNATURES COMPLETED

5/11/2016
 400_353_B4929_SMU_IB17_1.dgn

DESIGNED BY: E. ULLMER DATE: FEB 2016
 DRAWN BY: M. HOBBS DATE: MAR 2016
 CHECKED BY: B. LOFLIN DATE: MAR 2016
 DESIGN ENGINEER OF RECORD: J. DOUGHTY DATE: MAY 2016