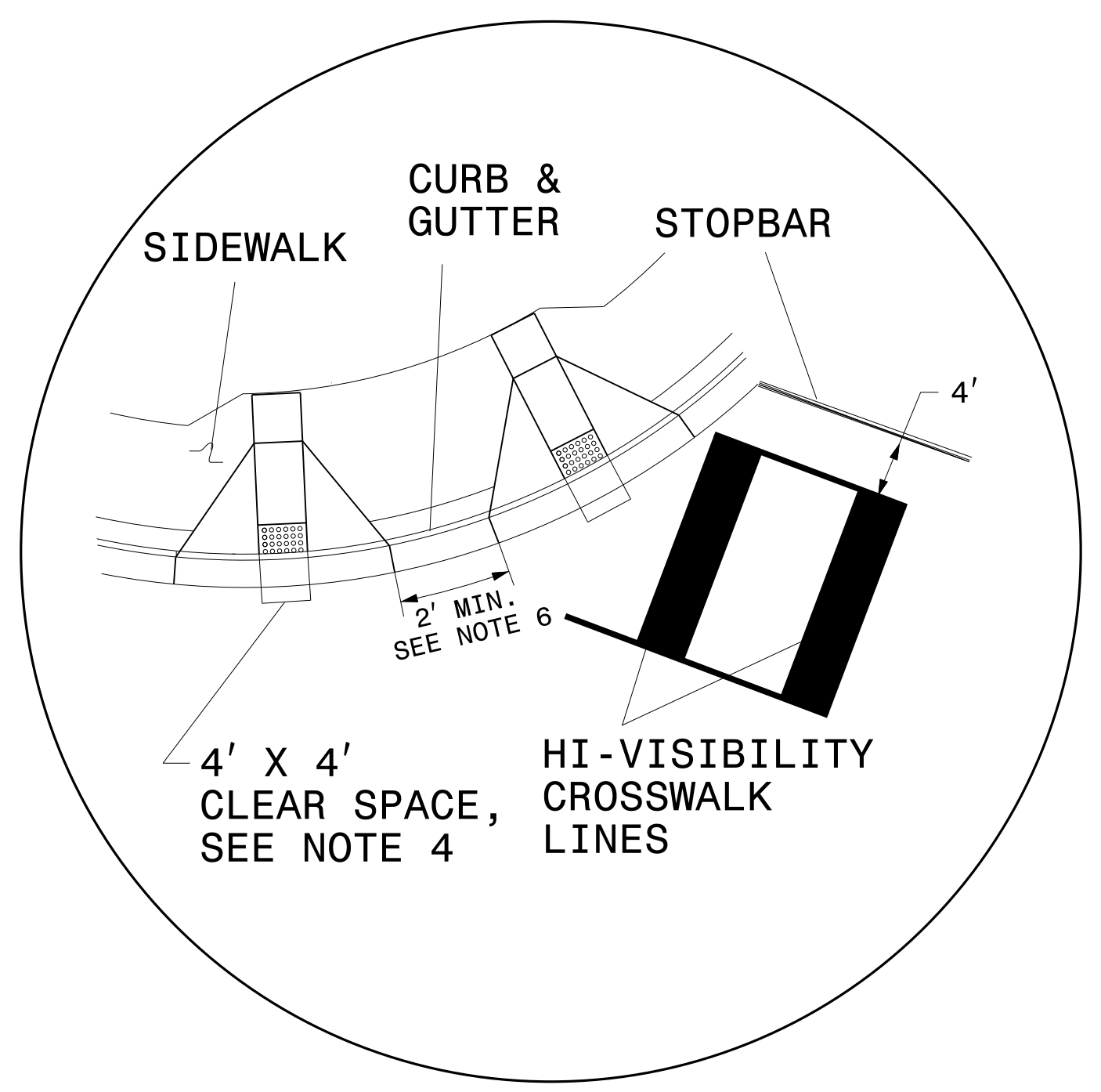
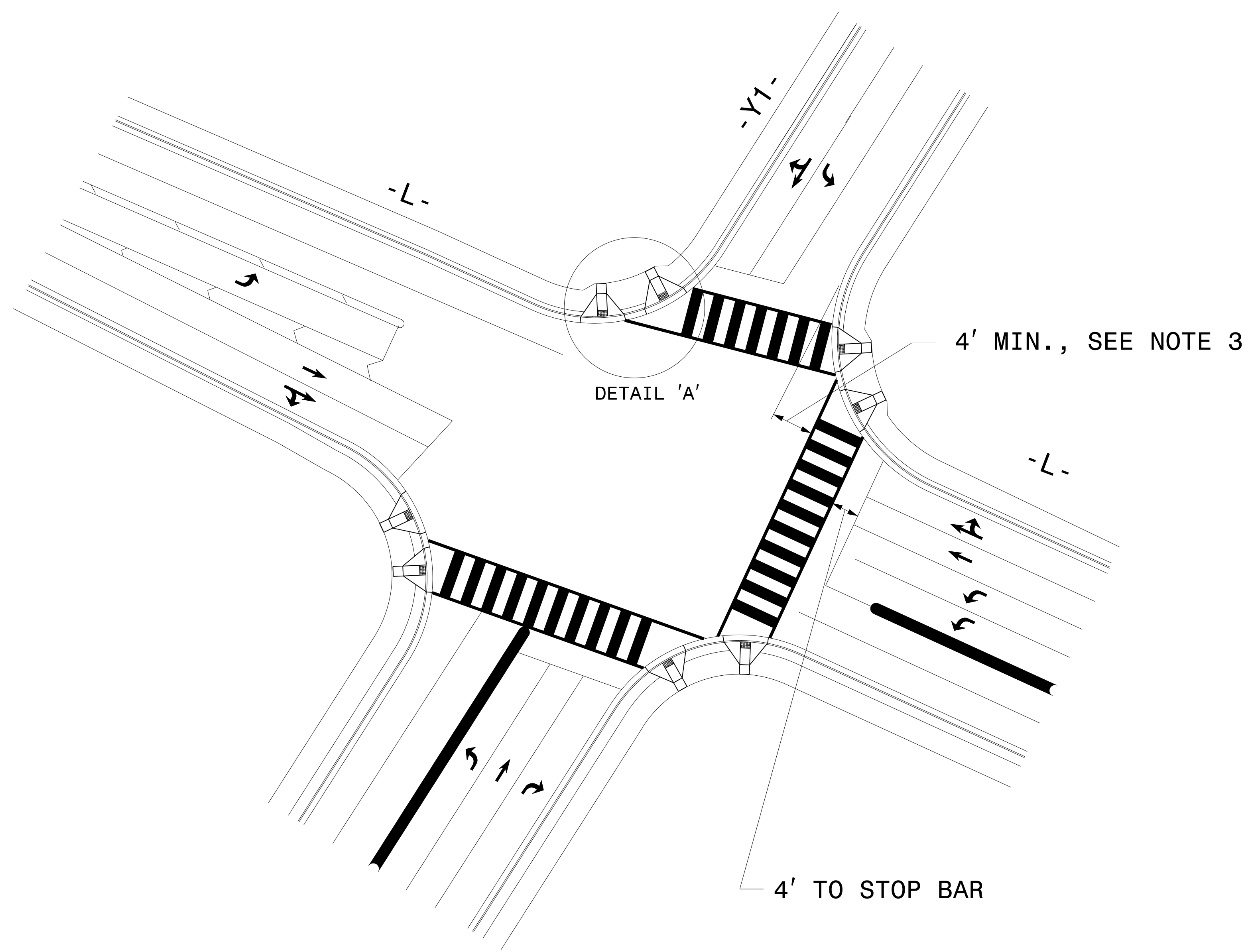
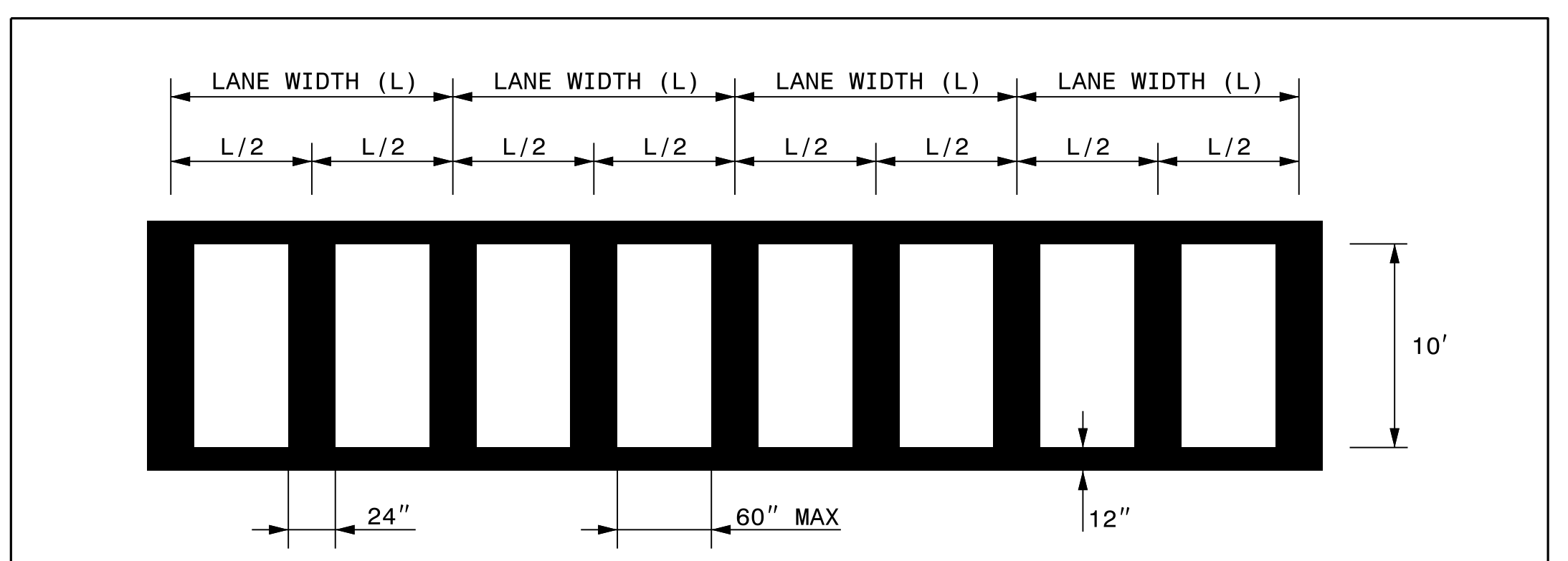


TIP NO.	SHEET NO.
W-5601BB	PMP-1B
APPROVED: <i>Jason M. Pickens</i> 6/9/2016	
DATE: 6/9/2016	
SEAL	



DETAIL 'A'- DUAL CURB RAMPS



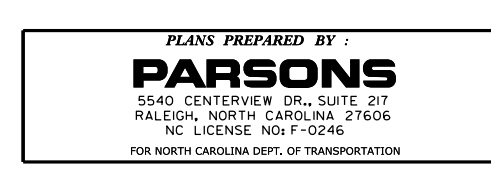
- NOTES:
- PER MUTCD STANDARDS, WHEN CROSSWALK LINES ARE USED THEY SHALL CONSIST OF SOLID WHITE LINES THAT MARK THE CROSSWALKS. THEY SHALL NOT BE LESS THAN 6" NOR GREATER THAN 24" IN WIDTH.
  - THE MARKING DESIGN SHOULD AVOID THE WHEEL PATHS AND THE SPACING SHOULD NOT EXCEED 60" IN WIDTH.

SPECIAL EMPHASIS CROSSWALK MARKING DETAIL

### GUIDANCE DETAIL FOR CROSSWALK MARKINGS

- NOTES:
- USE THE DETAILS ABOVE AND THE FOLLOWING NOTES FOR GUIDANCE IN PLACING CROSSWALK MARKINGS NOT STATIONED ON THE DETAIL SHEETS OR WHEN FIELD ADJUSTMENTS REQUIRED MOVING STATIONED MARKINGS AS DIRECTED BY THE ENGINEER. REFER TO NCDOT ROADWAY STANDARD DRAWINGS, MUTCD AND ADA STANDARDS FOR ADDITIONAL GUIDANCE.
  - THE CROSSWALK MARKINGS SHOWN ON THE ABOVE DETAILS ARE FOR REFERENCE ONLY. ONLY INSTALL CROSSWALK MARKINGS WHERE SHOWN ON THE DETAIL SHEETS OR AS DIRECTED BY THE ENGINEER. THE CROSSWALK MARKING TYPE, STANDARD OR HI-VISIBILITY, SHALL BE INSTALL AS SPECIFIED ON THE DETAIL SHEETS OR AS DIRECTED BY THE ENGINEER.
  - SET BACK DISTANCE FROM INSIDE CROSSWALK MARKING TO NEAREST EDGE OF TRAVEL IS 4' MIN.
  - BEYOND THE BOTTOM GRADE BRAKE, A CLEAR SPACE OF 4' X 4' MINIMUM SHALL BE PROVIDED WITHIN THE MARKINGS.
  - SINGLE DIAGONAL CURB RAMPS WITH FLARED SIDES SHALL HAVE A SEGMENT OF CURB 2 FEET LONG MINIMUM LOCATED ON EACH SIDE OF THE CURB RAMP AND WITHIN THE MARKED CROSSING, SEE DETAIL 'B'.
  - CURB RAMPS SHALL BE CONSTRUCTED IN ACCORDANCE TO THE LATEST NCDOT ROADWAY STANDARD DRAWINGS.

DOCUMENT NOT CONSIDERED FINAL  
UNLESS ALL SIGNATURES COMPLETED



## CROSSWALK PAVEMENT MARKING GUIDANCE DETAIL

7/12/99  
26-MAY-2016 08:04  
C:\W-5601BB\TIP\1C\PM\W-5601BB\_PMP\_01B.dgn  
\$\$\$\$\$USERNAME\$\$\$\$\$