

REPAIR QUANTITY TABLE

BENT 3	QUANTITIES			
	ESTIMATE		ACTUAL	
SHOTCRETE REPAIRS	AREA SF	VOLUME CF	AREA SF	VOLUME CF
CAP (VERTICAL FACE)	0.0	0.0		
CAP (HORIZONTAL FACE)	0.0	0.0		
COLUMN (HORIZONTAL FACE)	0.0	0.0		
CONCRETE REPAIR	5.0	1.3		
EPOXY RESIN INJECTION		LN. FT.		LN. FT.
CAP		5.0		
COLUMN		0.0		
EPOXY COATING	AREA SF			
CAP	258.0			

VALUES IN CHART REPRESENT ESTIMATED REPAIR TOTALS AFTER REMOVAL OF UNSOUND CONCRETE, MIN. OF 1" BEHIND REBAR AND MIN. 2" CL TO SAWCUT. SEE REPAIR DETAILS.

NOTES:

REPAIR LOCATIONS AND ESTIMATE OF QUANTITIES ARE GIVEN WITH THE BEST INFORMATION AVAILABLE. IF ADDITIONAL REPAIRS NOT SHOWN ON THE DRAWINGS ARE DEEMED NECESSARY BY THE INSPECTOR OR ENGINEER THE CONTRACTOR SHALL NOTE ON THE DRAWINGS THE APPROXIMATE LOCATION AND DESCRIPTION OF THE REPAIRS AND ADJUST THE ACTUAL QUANTITIES ENTERED INTO THE REPAIR QUANTITY TABLE.

CONTRACTOR SHALL SAW CUT TO A NOMINAL DEPTH OF 1/2" BUT REINFORCING STEEL SHALL NOT BE DAMAGED.

CONTRACTOR SHALL REMOVE SURFACE CONCRETE TO VERIFY THAT SAWCUT DEPTH WILL NOT DAMAGE EXISTING REINFORCING STEEL.

SHOTCRETE REPAIRS MAY BE REPLACED WITH CONCRETE REPAIRS WITH THE APPROVAL OF THE ENGINEER.



FOR SHOTCRETE REPAIRS, SEE SPECIAL PROVISIONS.

FOR EPOXY RESIN INJECTION, SEE SPECIAL PROVISIONS.

FOR REPAIR DETAILS, SEE TYPICAL CAP AND COLUMN REPAIR DETAILS SHEET.

THE CONTRACTOR SHALL EPOXY COAT THE TOP SURFACE OF BENT CAPS AFTER ALL BEARING REPAIRS ARE COMPLETED, AS A FINAL FINISH.

FOR EPOXY COATING AND DEBRIS REMOVAL, SEE SPECIAL PROVISIONS.

-  CONCRETE REPAIR
-  SHOTCRETE REPAIR
- ERI EPOXY RESIN INJECTION

PROJECT NO. I-5789
GUILFORD COUNTY
 BRIDGE NO. 144

DocuSigned by:
W. Matthew Clarke
 1EB20097EAAF437...



3/31/2016

STATE OF NORTH CAROLINA
 DEPARTMENT OF TRANSPORTATION
 RALEIGH

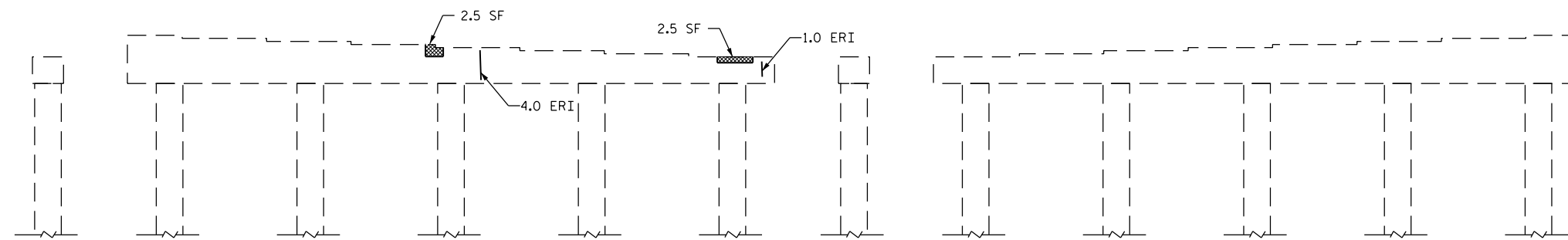
SUBSTRUCTURE
 BENT 3

REVISIONS						SHEET NO.
NO.	BY:	DATE:	NO.	BY:	DATE:	TOTAL SHEETS
1			3			37
2			4			

DOCUMENT NOT CONSIDERED FINAL UNLESS ALL SIGNATURES COMPLETED



PLAN OF CAP
TOP

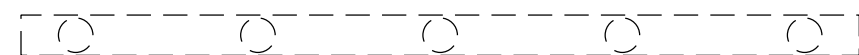


ELEVATION
EAST SIDE

ELEVATION
SOUTH SIDE

ELEVATION
WEST SIDE

ELEVATION
NORTH SIDE



PLAN OF CAP
BOTTOM

DRAWN BY : H.F. YEUNG / S.T. SANDOR DATE : 01/2016
 CHECKED BY : W.M. CLARKE DATE : 02/2016